



# SANITARY SOLUTIONS<sup>INC.</sup>

*Bulldog Fittings/Valves...Bulldog Tough.*

## Sanitary Solutions Polish ID/OD Weld Fittings



Sanitary Solutions Polish ID/OD Butt Weld Fittings are:  
 Polish ID/OD Weld Fittings Stocking Alloys: T304 or T316L  
 Polish ID/OD Butt Weld Fittings Sizes: 1/2" – 12" OD Tube  
**Note: OD Tube and Pipe Sizes do not interchange!**  
Butt Weld Fittings Sanitary Finish: 180 Grit Polish ID/OD



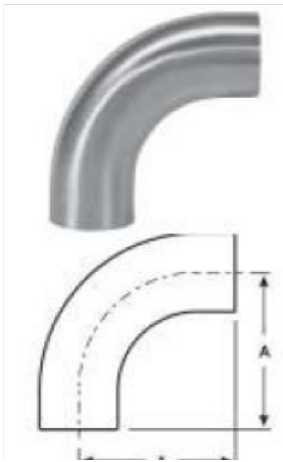
### Sanitary Solutions Butt Weld Fittings Part Number Breakdown:



<u>SS</u>	<u>Part Number</u>	<u>Size</u>	<u>Alloy</u>
Sanitary Solutions	2S7 (Polish ID/OD)	2"	304 or 316L

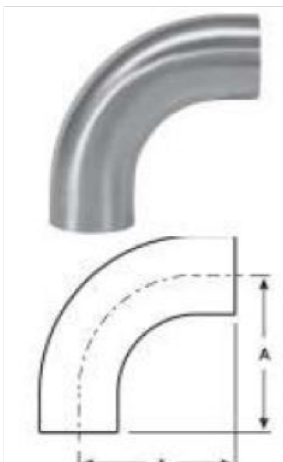
[www.sanitarysolutions.com](http://www.sanitarysolutions.com)



Sanitary Solutions Inc. 1-888-909-3569 or 1-855-640-7871

Prices are subject to change without notice; please call before you quote





SS2S---- 90° Butt-weld Elbow <i>WITH Tangent</i> , Polish ID/OD						
Tube OD (Size)	A	Nominal Wall	Weight	Part Number 304 SS 	Part Number 316L SS 	
1/2"	3.000	0.065	0.18		SS2S7-0.50-316L	
3/4"	3.000	0.065	0.31		SS2S7-0.75-316L	
1"	2.062	0.065	0.18	SS2S7-1-304	SS2S7-1-316L	
1.5"	2.937	0.065	0.44	SS2S7-1.5-304	SS2S7-1.5-316L	
2"	4.062	0.065	0.79	SS2S7-2-304	SS2S7-2-316L	
2.5"	5.187	0.065	1.29	SS2S7-2.5-304	SS2S7-2.5-316L	
3"	6.312	0.065	1.88	SS2S7-3-304	SS2S7-3-316L	
4"	8.312	0.083	4.25	SS2S7-4-304	SS2S7-4-316L	
6"	11.5	0.109	11.40	SS2S7-6-304	SS2S7-6-316L	<b>NEW!</b>



SS2WCL--- 90° Butt-weld Elbow ( 1.5 x CLR ) or LESS Tangent, Polish ID/OD						
Tube OD (Size)	A	Nominal Wall	Weight	Part Number 304 SS 	Part Number 316L SS 	
1/2"	1.125	0.065	0.03		SS2WCL7-0.50-316L	
3/4"	1.125	0.065	0.69		SS2WCL7-0.75-316L	
1"	1.500	0.065	0.13	SS2WCL7-1-304	SS2WCL7-1-316L	
1.5"	2.250	0.065	0.29	SS2WCL7-1.5-304	SS2WCL7-1.5-316L	
2"	3.000	0.065	0.52	SS2WCL7-2-304	SS2WCL7-2-316L	
2.5"	3.750	0.065	0.87	SS2WCL7-2.5-304	SS2WCL7-2.5-316L	
3"	4.500	0.065	1.53	SS2WCL7-3-304	SS2WCL7-3-316L	
4"	6.000	0.083	2.85	SS2WCL7-4-304	SS2WCL7-4-316L	
6"	9.000	0.109	8.53	SS2WCL7-6-304	SS2WCL7-6-316L	
8"	12.00	0.109	15.75	SS2WCL7-8-304	SS2WCL7-8-316L	
10"	15.00	0.120	23.50	SS2WCL7-10-304	SS2WCL7-10-316L	<b>NEW!</b>
12"	18.00	0.120	26.00	SS2WCL7-12-304	SS2WCL7-12-316L	<b>NEW!</b>



SS2CM-- 90° Clamp x Weld Elbow, Polish ID/OD						
Tube OD (Size)	A	B	Nominal Wall	Weight	Part Number 304 SS 	Part Number 316L SS 
1"	2.562	2.062	0.065	0.400	SS2CM7-1-304	SS2CM7-1-316L
1.5"	3.438	2.937	0.065	0.500	SS2CM7-1.5-304	SS2CM7-1.5-316L
2"	4.562	4.062	0.065	0.500	SS2CM7-2-304	SS2CM7-2-316L
2.5"	5.688	5.187	0.065	1.000	SS2CM7-2.5-304	SS2CM7-2.5-316L
3"	6.812	6.312	0.065	2.000	SS2CM7-3-304	SS2CM7-3-316L
4"	8.937	8.312	0.083	4.000	SS2CM7-4-304	SS2CM7-4-316L

[www.sanitarysolutions.com](http://www.sanitarysolutions.com)

Sanitary Solutions Inc. 1-888-909-3569 or 1-855-640-7871

Prices are subject to change without notice; please call before you quote



**SS2SXL-- 12" Butt-weld 90° Sweep Elbows, Polish ID/OD**

Tube OD (Size)	<u>A</u>	<u>R</u>	<u>Weight</u>	Part Number 316L SS
1"	12.00	12.00	1.50	SS2SXL-1-12-316L
1.5"	12.00	12.00	2.20	SS2SXL-1.5-12-316L
2"	12.00	12.00	3.00	SS2SXL-2-12-316L
2.5"	12.00	12.00	3.75	SS2SXL-2.5-12-316L
3"	12.00	12.00	4.50	SS2SXL-3-12-316L
4"	12.00	12.00	7.70	SS2SXL-4-12-316L




**SS2SXL-- 18" Butt-weld 90° Sweep Elbows, Polish ID/OD**

Tube OD (Size)	<u>A</u>	<u>R</u>	<u>Weight</u>	Part Number 316L SS
1.5"	18.00	18.00	3.30	SS2SXL-1.5-18-316L
2"	18.00	18.00	4.50	SS2SXL-2-18-316L
2.5"	18.00	18.00	5.60	SS2SXL-2.5-18-316L
3"	18.00	18.00	6.80	SS2SXL-3-18-316L
4"	18.00	18.00	11.50	SS2SXL-4-18-316L

5" & 6" Available-- 30°, 45°, 60° Can Be Quoted




**SS2SXL-- 24" Butt-weld Sweep Elbows, Polish ID/OD**

Tube OD (Size)	<u>A</u>	<u>R</u>	<u>Weight</u>	Part Number 316L SS 
1.5"	24.00	24.00	4.40	SS2SXL-1.5-24-316L
2"	24.00	24.00	6.00	SS2SXL-2-24-316L
2.5"	24.00	24.00	7.50	SS2SXL-2.5-24-316L
3"	24.00	24.00	9.00	SS2SXL-3-24-316L
4"	24.00	24.00	15.00	SS2SXL-4-24-316L

5" & 6" Available-- 30°, 45°, 60° Can Be Quoted



**SS2SXL-- 36" Butt-weld Sweep Elbows, Polish ID/OD**

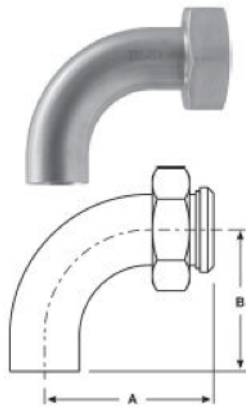
Tube OD (Size)	<u>A</u>	<u>R</u>	<u>Weight</u>	Part Number 316L SS 
1.5"	36.00	36.00	6.70	SS2SXL-1.5-36-316L
2"	36.00	36.00	9.00	SS2SXL-2-36-316L
2.5"	36.00	36.00	11.30	SS2SXL-2.5-36-316L
3"	36.00	36.00	13.70	SS2SXL-3-36-316L
4"	36.00	36.00	23.20	SS2SXL-4-36-316L



5" & 6" Available-- 30°, 45°, 60° Can Be Quoted

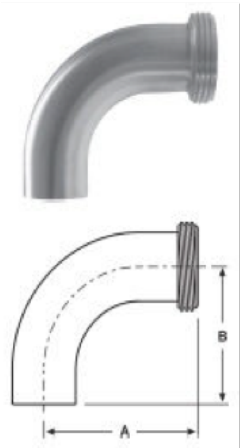
[www.sanitarysolutions.com](http://www.sanitarysolutions.com)



Sanitary Solutions Inc. 1-888-909-3569 or 1-855-640-7871

Prices are subject to change without notice; please call before you quote



SS2FP7-- 90° 14PRF + 13H Hex Nut x Weld Elbow, Polish ID/OD						
Tube OD (Size)	<u>A</u>	<u>B</u>	Nominal Wall	<u>Weight</u>	Part Number 304 SS 	Part Number 316L SS 
1"	2.843	2.062	0.065	0.57	SS2FP7-1-304	SS2FP7-1-316L
1.5"	3.656	2.937	0.065	1.03	SS2FP7-1.5-304	SS2FP7-1.5-316L
2"	4.812	4.062	0.065	1.80	SS2FP7-2-304	SS2FP7-2-316L
2.5"	6.062	5.187	0.065	2.93	SS2FP7-2.5-304	SS2FP7-2.5-316L
3"	7.218	6.312	0.065	4.19	SS2FP7-3-304	SS2FP7-3-316L
4"	9.343	8.312	0.083	8.69	SS2FP7-4-304	SS2FP7-4-316L



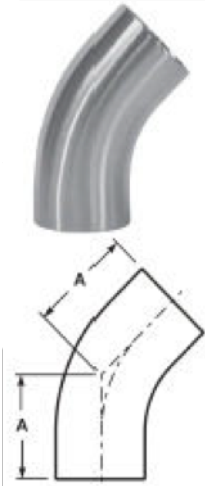
SS2T---90° 15TRF (Threaded Bevel Seat) x Weld Elbow, Polish ID/OD						
Tube OD (Size)	<u>A</u>	<u>B</u>	Nominal Wall	<u>Weight</u>	Part Number 304 SS 	Part Number 316L SS 
1"	2.843	2.062	0.065	0.29	SS2T7-1-304	SS2T7-1-316L
1.5"	3.656	2.937	0.065	0.55	SS2T7-1.5-304	SS2T7-1.5-316L
2"	4.812	4.062	0.065	1.01	SS2T7-2-304	SS2T7-2-316L
2.5"	6.062	5.187	0.065	1.62	SS2T7-2.5-304	SS2T7-2.5-316L
3"	7.218	6.312	0.065	2.33	SS2T7-3-304	SS2T7-3-316L
4"	9.343	8.312	0.083	4.97	SS2T7-4-304	SS2T7-4-316L

[www.sanitarysolutions.com](http://www.sanitarysolutions.com)

Sanitary Solutions Inc. 1-888-909-3569 or 1-855-640-7871

Prices are subject to change without notice; please call before you quote

**SS2KS---- 45° Butt weld Elbow *WITH TANGENT*, Polish ID/OD**



Tube OD (Size)	A	Nominal Wall	Weight	Part Number 304 SS	Part Number 316L SS
1/2"	2.250	0.065	0.13		SS2KS7-0.50-316L
3/4"	2.250	0.065	0.23		SS2KS7-0.75-316L
1"	1.188	0.065	0.15	SS2KS7-1-304	SS2KS7-1-316L
1.5"	1.625	0.065	0.30	SS2KS7-1.5-304	SS2KS7-1.5-316L
2"	2.312	0.065	0.50	SS2KS7-2-304	SS2KS7-2-316L
2.5"	3.000	0.065	0.88	SS2KS7-2.5-304	SS2KS7-2.5-316L
3"	3.688	0.065	1.29	SS2KS7-3-304	SS2KS7-3-316L
4"	4.812	0.083	2.53	SS2KS7-4-304	SS2KS7-4-316L
6"	6.25	0.109	7.00	SS2KS7-6-304	SS2KS7-6-316L <b>NEW!</b>

**SS2WK--- 45° Butt weld Elbow, *less tangent*, Polish ID/OD**



Tube OD (Size)	A	R	Nominal Wall	Weight	Part Number 304 SS	Part Number 316L SS
1/2"	0.518	1.125	0.065	0.01		SS2WK7-0.50-316L
3/4"	0.466	1.125	0.065	0.03		SS2WK7-0.75-316L
1"	0.625	1.500	0.065	0.08	SS2WK7-1-304	SS2WK7-1-316L
1.5"	0.937	2.250	0.065	0.15	SS2WK7-1.5-304	SS2WK7-1.5-316L
2"	1.250	3.000	0.065	0.26	SS2WK7-2-304	SS2WK7-2-316L
2.5"	1.562	3.750	0.065	0.44	SS2WK7-2.5-304	SS2WK7-2.5-316L
3"	1.875	4.500	0.065	0.77	SS2WK7-3-304	SS2WK7-3-316L
4"	2.500	6.000	0.083	1.43	SS2WK7-4-304	SS2WK7-4-316L
6"	3.750	9.000	0.109	4.26	SS2WK7-6-304	SS2WK7-6-316L
8"	5.000	12.00	0.120	7.50	SS2WK7-8-304	SS2WK7-8-316L
10"	6.250	15.00	0.120	11.50	SS2WK7-10-304	SS2WK7-10-316L
12"	7.500	18.00	0.120	13.00	SS2WK7-12-304	SS2WK7-12-316L

**SS2KM-- 45° Clamp x Weld Elbow, Polish ID/OD**



Tube OD (Size)	A	B	Nominal Wall	Weight	Part Number 304 SS	Part Number 316L SS
1"	1.188	1.688	0.065	0.10	SS2KM7-1-304	SS2KM7-1-316L
1.5"	1.625	2.125	0.065	0.10	SS2KM7-1.5-304	SS2KM7-1.5-316L
2"	2.312	2.812	0.065	0.50	SS2KM7-2-304	SS2KM7-2-316L
2.5"	3.000	3.500	0.065	1.00	SS2KM7-2.5-304	SS2KM7-2.5-316L
3"	3.688	4.188	0.065	1.00	SS2KM7-3-304	SS2KM7-3-316L
4"	4.812	5.437	0.083	3.00	SS2KM7-4-304	SS2KM7-4-316L

Other Combinations of 45° buttweld elbows available



SS2KP

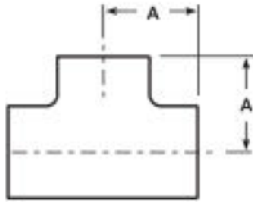




SS2KT



[www.sanitarysolutions.com](http://www.sanitarysolutions.com)

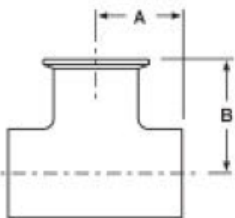
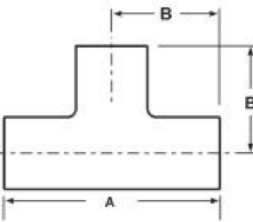
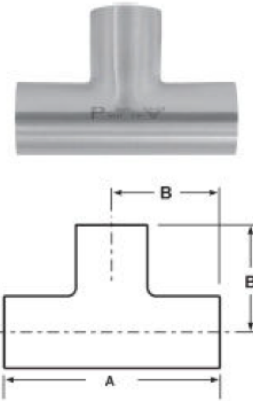
Sanitary Solutions Inc. 1-888-909-3569 or 1-855-640-7871



Prices are subject to change without notice; please call before you quote



SS7WWW--- <u>Short</u> Butt weld Tee, Polish ID/OD						
Tube OD (Size)	A	B	Nominal Wall	Weight	Part Number 304 SS 	Part Number 316L SS 
1"	1.125	2.250	0.065	0.120	SS7WWW7-1-304	SS7WWW7-1-316L
1.5"	1.656	3.312	0.065	0.230	SS7WWW7-1.5-304	SS7WWW7-1.5-316L
2"	2.062	4.124	0.065	0.580	SS7WWW7-2-304	SS7WWW7-2-316L
2.5"	2.344	4.688	0.065	0.750	SS7WWW7-2.5-304	SS7WWW7-2.5-316L
3"	2.594	5.188	0.065	1.360	SS7WWW7-3-304	SS7WWW7-3-316L
4"	3.438	6.876	0.083	2.290	SS7WWW7-4-304	SS7WWW7-4-316L

SS7W--- <u>Long</u> Butt weld Tee, Polish ID/OD						
Tube OD (Size)	A	B	Nominal Wall	Weight	Part Number 304 SS 	Part Number 316L SS 
1/2"	3.750	1.875	0.065	0.110		SS7W7-0.50-316L
3/4"	3.750	1.875	0.065	0.220		SS7W7-0.75-316L
1"	3.750	1.875	0.065	0.280	SS7W7-1-304	SS7W7-1-316L
1.5"	4.500	2.250	0.065	0.460	SS7W7-1.5-304	SS7W7-1.5-316L
2"	6.000	3.000	0.065	0.980	SS7W7-2-304	SS7W7-2-316L
2.5"	6.000	3.000	0.065	1.320	SS7W7-2.5-304	SS7W7-2.5-316L
3"	6.500	3.250	0.065	1.760	SS7W7-3-304	SS7W7-3-316L
4"	7.750	3.875	0.083	2.890	SS7W7-4-304	SS7W7-4-316L
6"	11.25	5.625	0.109	8.000	SS7W7-6-304	SS7W7-6-316L
8"	14.00	7.000	0.109	12.50	SS7W7-8-304	SS7W7-8-316L
10"	17.00	8.500	0.120	18.50	SS7W7-10-304	SS7W7-10-316L <b>NEW!</b>
12"	20.00	10.00	0.120	19.00	SS7W7-12-304	SS7W7-12-316L <b>NEW!</b>






SS7WWC-- TEE--Butt weld on each Run x Clamp on Branch, Polish ID/OD						
Tube OD (Size)	A	B	Nominal Wall	Weight	Part Number 304 SS 	Part Number 316L SS 
1"	1.125	1.625	0.065	0.240	SS7WWC7-1-304	SS7WWC7-1-316L
1.5"	1.656	2.156	0.065	0.320	SS7WWC7-1.5-304	SS7WWC7-1.5-316L
2"	2.062	2.562	0.065	0.700	SS7WWC7-2-304	SS7WWC7-2-316L
2.5"	2.344	2.844	0.065	0.900	SS7WWC7-2.5-304	SS7WWC7-2.5-316L
3"	2.594	3.094	0.065	1.540	SS7WWC7-3-304	SS7WWC7-3-316L
4"	3.438	4.063	0.083	2.670	SS7WWC7-4-304	SS7WWC7-4-316L

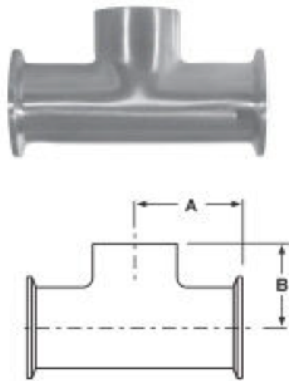
www.sanitarysolutions.com



Sanitary Solutions Inc. 1-888-909-3569 or 1-855-640-7871

Prices are subject to change without notice; please call before you quote



SS7WCC-- TEE--Buttweld on 1 run x Clamp on 1 Run x Clamp on Branch, Polish ID/OD							
Tube OD (Size)	<u>A</u>	<u>B</u>	Nominal Wall	<u>Weight</u>	Part Number 304 SS 	Part Number 316L SS 	
1"	1.625	1.125	0.065	0.36	SS7WCC7-1-304	SS7WCC7-1-316L	
1.5"	2.156	1.656	0.065	0.42	SS7WCC7-1.5-304	SS7WCC7-1.5-316L	
2"	2.562	2.062	0.065	0.82	SS7WCC7-2-304	SS7WCC7-2-316L	
2.5"	2.844	2.344	0.065	1.05	SS7WCC7-2.5-304	SS7WCC7-2.5-316L	
3"	3.094	2.594	0.065	1.72	SS7WCC7-3-304	SS7WCC7-3-316L	
4"	3.938	3.438	0.083	3.05	SS7WCC7-4-304	SS7WCC7-4-316L	



SS7CCW-- TEE--Clamp on each run x Buttweld on Branch, Polish ID/OD							
Tube OD (Size)	<u>A</u>	<u>B</u>	<u>C</u>	Nominal Wall	<u>Weight</u>	Part Number 304 SS 	Part Number 316L SS 
1"	1.625	1.125	3.250	0.065	0.36	SS7CCW7-1-304	SS7CCW7-1-316L
1.5"	2.156	1.656	4.312	0.065	0.42	SS7CCW7-1.5-304	SS7CCW7-1.5-316L
2"	2.562	2.062	5.124	0.065	0.82	SS7CCW7-2-304	SS7CCW7-2-316L
2.5"	2.844	2.344	5.688	0.065	1.05	SS7CCW7-2.5-304	SS7CCW7-2.5-316L
3"	3.094	2.594	6.188	0.065	1.72	SS7CCW7-3-304	SS7CCW7-3-316L
4"	3.938	3.438	8.124	0.083	3.05	SS7CCW7-4-304	SS7CCW7-4-316L

**Other Combinations of Weld Tees Available**

**SS7TTW**



**SS7WTT**



**SS7WTW**



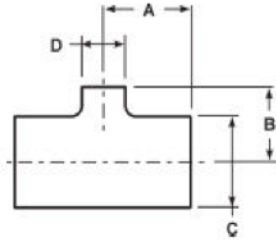
**SS7WWT**



[www.sanitarysolutions.com](http://www.sanitarysolutions.com)

Sanitary Solutions Inc. 1-888-909-3569 or 1-855-640-7871

Prices are subject to change without notice; please call before you quote



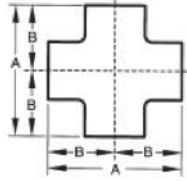
SS7RWWW: Butt weld Reducing Tee, Polish ID/OD							
Tube OD (Size)	A	B	C	D	Weight	Part Number 304 SS	Part Number 316L SS
3/4" x 1/2"	2.000	2.000	0.750	0.500	0.110		SS7RWWW7-0.75 x 0.50-316L
1" x 1/2"	2.125	2.125	1.000	0.500	0.110		SS7RWWW7-1 x 0.50- 316L
1" x 3/4"	2.125	2.125	1.000	0.750	0.190		SS7RWWW7-1 x 0.75- 316L
1.5" x 1/2"	2.375	2.375	1.500	0.500	0.210		SS7RWWW7-1.5 x 0.50- 316L
1.5" x 3/4"	2.375	2.375	1.500	0.750	0.260		SS7RWWW7-1.5 x 0.75- 316L
1.5" x 1"	1.656	1.375	1.500	1.000	0.310	SS7RWWW7-1.5 x 1- 304	SS7RWWW7-1.5 x 1- 316L
2" x 1/2"	2.875	2.625	2.000	0.500	0.720	SS7RWWW7-2" x 1/2"- 304	SS7RWWW7-2" x 1/2"- 316L
2" x 3/4"	2.875	2.625	2.000	0.750	0.720	SS7RWWW7-2" x 3/4"- 304	SS7RWWW7-2" x 3/4"- 316L
2" x 1"	2.062	1.625	2.000	1.000	0.350	SS7RWWW7-2 x 1- 304	SS7RWWW7-2 x 1- 316L
2" x 1.5"	2.062	1.906	2.000	1.500	0.750	SS7RWWW7-2 x 1.5- 304	SS7RWWW7-2 x 1.5- 316L
2.5" x 1"	2.344	2.156	2.500	1.000	0.780	SS7RWWW7-2.5" x 1"- 304	SS7RWWW7-2.5" x 1"- 316L
2.5" x 1.5"	2.344	2.156	2.500	1.500	0.760	SS7RWWW7-2.5 x 1.5- 304	SS7RWWW7-2.5 x 1.5- 316L
2.5" x 2"	2.344	2.312	2.500	2.000	0.800	SS7RWWW7-2.5 x 2- 304	SS7RWWW7-2.5 x 2- 316L
3" x 1"	2.594	2.406	3.000	1.000	0.820	SS7RWWW7-3 x 1-304	SS7RWWW7-3 x 1- 316L
3" x 1.5"	2.594	2.406	3.000	1.500	1.010	SS7RWWW7-3 x 1.5- 304	SS7RWWW7-3 x 1.5- 316L
3" x 2"	2.594	2.562	3.000	2.000	1.010	SS7RWWW7-3 x 2- 304	SS7RWWW7-3 x 2- 316L
3" x 2.5"	2.594	2.594	3.000	2.500	1.030	SS7RWWW7-3 x 2.5- 304	SS7RWWW7-3 x 2.5- 316L
4" x 1.0"	3.438	2.906	4.000	1.000	1.080	SS7RWWW7-4 x 1- 304	SS7RWWW7-4 x 1- 316L
4" x 1.5"	3.438	2.906	4.000	1.500	2.140	SS7RWWW7-4 x 1.5- 304	SS7RWWW7-4 x 1.5- 316L
4" x 2"	3.438	3.062	4.000	2.000	2.140	SS7RWWW7-4 x 2- 304	SS7RWWW7-4 x 2- 316L
4" x 2.5"	3.438	3.093	4.000	2.500	2.250	SS7RWWW7-4 x 2.5- 304	SS7RWWW7-4 x 2.5- 316L
4" x 3"	3.438	3.093	4.000	3.000	2.350	SS7RWWW7-4 x 3- 304	SS7RWWW7-4 x 3- 316L
6" x 2"	5.625	4.500	6.000	2.000	2.455	SS7RWWW7-6 x 2- 304	SS7RWWW7-6 x 2- 316L
6" x 3"	5.625	4.875	6.000	3.000	5.750	SS7RWWW7-6 x 3- 304	SS7RWWW7-6 x 3- 316L
6" x 4"	5.625	5.125	6.000	4.000	5.750	SS7RWWW7-6 x 4- 304	SS7RWWW7-6 x 4- 316L
8" x 4"	7.000	6.125	8.000	4.000	11.50	SS7RWWW7-8 x 4- 304	SS7RWWW7-8 x 4- 316L <b>NEW!</b>
8" x 6"	7.000	6.625	8.000	6.000	12.50	SS7RWWW7-8 x 6- 304	SS7RWWW7-8 x 6- 316L <b>NEW!</b>

www.sanitarysolutions.com

Sanitary Solutions Inc. 1-888-909-3569 or 1-855-640-7871

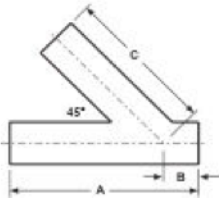
Prices are subject to change without notice; please call before you quote



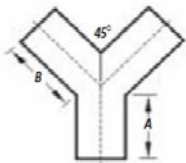


SS9WWWW--- Butt Weld Cross, Polish ID/OD							
Tube OD (Size)	A	B	Nominal Wall	Weight	Part Number 304 SS	Part Number 316L SS	
1"	4.250	2.125	0.065	0.40	SS9WWWW7-1-304	SS9WWWW7-1-316L	
1.5"	4.750	2.385	0.065	0.50	SS9WWWW7-1.5-304	SS9WWWW7-1.5-316L	
2"	5.750	2.785	0.065	1.00	SS9WWWW7-2-304	SS9WWWW7-2-316L	
2.5"	6.250	3.125	0.065	1.50	SS9WWWW7-2.5-304	SS9WWWW7-2.5-316L	
3"	6.750	3.375	0.065	1.50	SS9WWWW7-3-304	SS9WWWW7-3-316L	
4"	8.250	4.125	0.083	3.00	SS9WWWW7-4-304	SS9WWWW7-4-316L	

SS28L-- Butt Weld <u>Lateral</u> "Y", Polish ID/OD							
Tube OD (Size)	A	B	C	Weight	Nominal Wall	Part Number 304 SS	Part Number 316L SS
1"	6.000	1.000	5.000	0.62	0.065	SS28L7-1-304	SS28L7-1-316L
1.5"	7.375	1.188	6.188	1.35	0.065	SS28L7-1.5-304	SS28L7-1.5-316L
2"	8.750	1.625	7.125	1.56	0.065	SS28L7-2-304	SS28L7-2-316L
2.5"	10.00	1.500	8.500	2.02	0.065	SS28L7-2.5-304	SS28L7-2.5-316L
3"	10.75	1.875	8.875	3.00	0.065	SS28L7-3-304	SS28L7-3-316L
4"	12.81	1.812	10.75	5.42	0.083	SS28L7-4-304	SS28L7-4-316L
6"	16.50	4.000	14.75	14.50	0.109	SS28L7-6-304	SS28L7-6-316L





SS28Y--- Butt Weld <u>True</u> "Y", Polish ID/OD							
Tube OD (Size)	A	B	Nominal Wall	Weight	Part Number 304 SS	Part Number 316L SS	
1"	2.000	2.438	0.065	0.55	SS28Y7-1-304	SS28Y7-1-316L	
1.5"	2.000	2.438	0.065	0.95	SS28Y7-1.5-304	SS28Y7-1.5-316L	
2"	2.625	3.250	0.065	1.26	SS28Y7-2-304	SS28Y7-2-316L	
2.5"	3.375	4.125	0.065	1.95	SS28Y7-2.5-304	SS28Y7-2.5-316L	
3"	4.000	4.875	0.065	2.63	SS28Y7-3-304	SS28Y7-3-316L	
4"	5.375	6.562	0.083	4.58	SS28Y7-4-304	SS28Y7-4-316L	
6"	7.813	8.625	0.109	13.50	SS28Y7-6-304	SS28Y7-316L	

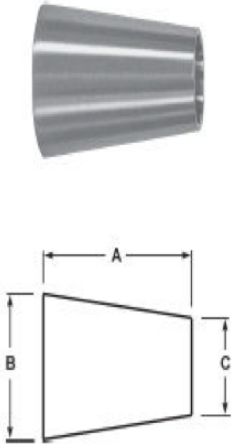


[www.sanitarysolutions.com](http://www.sanitarysolutions.com)

Sanitary Solutions Inc. 1-888-909-3569 or 1-855-640-7871

Prices are subject to change without notice; please call before you quote

SS31W-- Buttweld Concentric Reducer, Polish ID/OD							
Tube OD (Size)	<u>A</u>	<u>B</u>	<u>C</u>	<u>Weight</u>	Nominal Wall	Part Number 304 SS 	Part Number 316L SS 
3/4" x 1/2"	1.000	0.750	0.500	0.06	0.065		SS31W7- .75 x .50- 316L
1" x 1/2"	1.000	1.000	0.500	0.08	0.065		SS31W7- 1 x .50- 316L
1" x 3/4"	1.000	1.000	0.750	0.07	0.065		SS31W7- 1 x .75- 316L
1.5" x 1/2"	2.000	1.500	0.500	0.21	0.065		SS31W7- 1.5 x .50- 316L
1.5" x 3/4"	2.000	1.500	0.750	0.20	0.065		SS31W7- 1.5 x .75- 316L
1.5" x 1"	2.000	1.500	1.000	0.12	0.065	SS31W7- 1.5 x 1- 304	SS31W7- 1.5 x 1- 316L
2" x 1/2"	6.000	2.000	0.500	0.08	0.065		SS31W7- 2 x 0.50- 316L
2" x 3/4"	5.000	2.000	0.750	0.07	0.065		SS31W7- 2 x 0.75- 316L
2" x 1"	4.000	2.000	1.000	0.34	0.065	SS31W7- 2 x 1- 304	SS31W7- 2 x 1- 316L
2" x 1.5"	2.000	2.000	1.500	0.18	0.065	SS31W7- 2 x 1.5- 304	SS31W7- 2 x 1.5- 316L
2.5" X 1"	4.000	2.500	1.000	0.36	0.065	SS31W7- 2.5 x 1- 304	SS31W7- 2.5 x 1- 316L
2.5" x 1.5"	4.000	2.500	1.500	0.43	0.065	SS31W7- 2.5 x 1.5- 304	SS31W7- 2.5 x 1.5- 316L
2.5" x 2"	2.000	2.500	2.000	0.25	0.065	SS31W7- 2.5 x 2- 304	SS31W7- 2.5 x 2- 316L
3" x 1"	8.000	3.000	1.000	0.88	0.065	SS31W7- 3 x 1- 304	SS31W7- 3 x 1- 316L
3" x 1.5"	6.000	3.000	1.500	0.93	0.065	SS31W7- 3 x 1.5- 304	SS31W7- 3 x 1.5- 316L
3" x 2"	4.000	3.000	2.000	0.56	0.065	SS31W7- 3 x 2- 304	SS31W7- 3 x 2- 316L
3" x 2.5"	2.000	3.000	2.500	0.30	0.065	SS31W7- 3 x 2.5- 304	SS31W7- 3 x 2.5- 316L
4" x 1"	12.000	4.000	1.000	1.10	0.083	SS31W7- 4 x 1- 304	SS31W7- 4 x 1- 316L
4" x 1.5"	10.00	4.000	1.500	1.30	0.083	SS31W7- 4 x 1.5- 304	SS31W7- 4 x 1.5- 316L
4" x 2"	8.000	4.000	2.000	1.66	0.083	SS31W7- 4 x 2- 304	SS31W7- 4 x 2- 316L
4" x 2.5"	6.000	4.000	2.500	1.50	0.083	SS31W7- 4 x 2.5- 304	SS31W7- 4 x 2.5- 316L
4" x 3"	4.000	4.000	3.000	1.15	0.083	SS31W7- 4 x 3- 304	SS31W7- 4 x 3- 316L
6" x 2"	5.500	6.000	2.000	2.60	0.109	SS31W7- 6 x 2- 304	SS31W7- 6 x 2- 316L
6" x 2.5"	5.500	6.000	2.500	2.60	0.109	SS31W7- 6 x 2.5- 304	SS31W7- 6 x 2.5- 316L
6" x 3"	5.500	6.000	3.000	2.60	0.109	SS31W7- 6 x 3- 304	SS31W7- 6 x 3- 316L
6" x 4"	5.500	6.000	4.000	1.92	0.109	SS31W7- 6 x 4- 304	SS31W7- 6 x 4- 316L
8" x 4"	6.000	8.000	4.000	3.50	0.109	SS31W7- 8 x 4- 304	SS31W7- 8 x 4- 316L
8" x 6"	6.000	8.000	6.000	3.00	0.109	SS31W7- 8 x 6- 304	SS31W7- 8 x 6- 316L
10" x 6"	7.000	10.000	6.000	4.70	0.120	SS31W7- 10 x 6- 304	SS31W7- 10 x 6- 316L <b>NEW!</b>
10" x 8"	7.000	10.000	8.000	5.00	0.120	SS31W7- 10 x 8- 304	SS31W7- 10 x 8- 316L <b>NEW!</b>
12" x 6"	8.000	12.000	8.000	17.60	0.120	SS31W7- 12 x 6- 304	SS31W7- 12 x 6- 316L <b>NEW!</b>
12" x 8"	8.000	12.000	10.000	18.40	0.120	SS31W7- 12 x 8- 304	SS31W7- 12 x 8- 316L <b>NEW!</b>






[www.sanitarysolutions.com](http://www.sanitarysolutions.com)

Sanitary Solutions Inc. 1-888-909-3569 or 1-855-640-7871

Prices are subject to change without notice; please call before you quote

**SS31CW--Clamp (Large End) x Weld Concentric Reducer, Polish ID/OD**





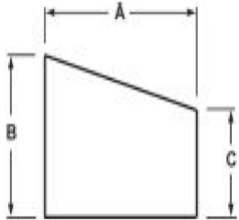
Tube OD (Size)	<u>A</u>	<u>B</u>	<u>C</u>	<u>Weight</u>	Nominal Wall	Part Number 304 SS 	Part Number 316L SS 
3/4" x 1/2"	1.500	0.750	0.500	0.065	0.065		SS31CW7- .75 x .50- 316L
1" x 1/2"	1.500	1.000	0.500	0.20	0.065		SS31CW7- 1 x .50- 316L
1" x 3/4"	1.500	1.000	0.750	0.19	0.065		SS31CW7- 1 x .75- 316L
1.5" x 1/2"	2.500	1.500	0.500	0.30	0.065		SS31CW7- 1.5 x .50- 316L
1.5" x 3/4"	2.500	1.500	0.750	0.29	0.065		SS31CW7- 1.5 x .75- 316L
1.5" x 1"	2.500	1.500	1.000	0.21	0.065	SS31CW7- 1.5 x 1- 304	SS31CW7- 1.5 x 1- 316L
2" x 1"	4.500	2.000	1.000	0.46	0.065	SS31CW7- 2 x 1- 304	SS31CW7- 2 x 1- 316L
2" x 1.5"	2.500	2.000	1.500	0.40	0.065	SS31CW7- 2 x 1.5- 304	SS31CW7- 2 x 1.5- 316L
2.5" x 1.5"	4.500	2.500	1.500	0.58	0.065	SS31CW7- 2.5 x 1.5- 304	SS31CW7- 2.5 x 1.5- 316L
2.5" x 2"	2.500	2.500	2.000	0.40	0.065	SS31CW7- 2.5 x 2- 304	SS31CW7- 2.5 x 2- 316L
3" x 1.5"	6.500	3.000	1.500	1.11	0.065	SS31CW7- 3 x 1.5- 304	SS31CW7- 3 x 1.5- 316L
3" x 2"	4.500	3.000	2.000	0.74	0.065	SS31CW7- 3 x 2- 304	SS31CW7- 3 x 2- 316L
3" x 2.5"	2.500	3.000	2.500	0.48	0.065	SS31CW7- 3 x 2.5- 304	SS31CW7- 3 x 2.5- 316L
4" x 1.5"	10.625	4.000	1.500	1.68	0.083	SS31CW7- 4 x 1.5- 304	SS31CW7- 4 x 1.5- 316L
4" x 2"	8.625	4.000	2.000	2.04	0.083	SS31CW7- 4 x 2- 304	SS31CW7- 4 x 2- 316L
4" x 2.5"	6.625	4.000	2.500	1.88	0.083	SS31CW7- 4 x 2.5- 304	SS31CW7- 4 x 2.5- 316L
4" x 3"	4.625	4.000	3.000	1.53	0.083	SS31CW7- 4 x 3- 304	SS31CW7- 4 x 3- 316L
6" x 2"	6.375	6.000	2.000	3.02	0.109	SS31CW7- 6 x 2- 304	SS31CW7- 6 x 2- 316L
6" x 3"	6.375	6.000	3.000	3.02	0.109	SS31CW7- 6 x 3- 304	SS31CW7- 6 x 3- 316L
6" x 4"	6.375	6.000	4.000	3.87	0.109	SS31CW7- 6 x 4- 304	SS31CW7- 6 x 4- 316L

[www.sanitarysolutions.com](http://www.sanitarysolutions.com)

Sanitary Solutions Inc. 1-888-909-3569 or 1-855-640-7871

Prices are subject to change without notice; please call before you quote

SS32W-- Buttweld Eccentric Reducer, Polish ID/OD							
Tube OD (Size)	A	B	C	Weight	Nominal Wall	Part Number 304 SS 	Part Number 316L SS 
3/4" x 1/2"	1.00	0.750	0.500	0.06	0.065		SS32W7- .75 x .50- 316L
1" x 1/2"	1.00	1.000	0.500	0.08	0.065		SS32W7- 1 x .50- 316L
1" x 3/4"	1.00	1.000	0.750	0.07	0.065		SS32W7- 1 x .75- 316L
1.5" x 1/2"	2.00	1.500	0.500	0.21	0.065		SS32W7- 1.5 x .50- 316L
1.5" x 3/4"	2.00	1.500	0.750	0.20	0.065		SS32W7- 1.5 x .75- 316L
1.5" x 1"	2.00	1.500	1.000	0.12	0.065	SS32W7- 1.5 x 1- 304	SS32W7- 1.5 x 1- 316L
2" x 1/2"	6.00	2.000	5.000	0.34	0.065	SS32W7- 2 x 1/2 - 304	SS32W7- 2 x 1/2 - 316L
2" x 3/4"	5.00	2.000	0.750	0.18	0.065	SS32W7- 2 x 3/4 - 304	SS32W7- 2 x 3/4 - 316L
2" x 1"	4.00	2.000	1.000	0.34	0.065	SS32W7- 2 x 1- 304	SS32W7- 2 x 1- 316L
2" x 1.5"	2.00	2.000	1.500	0.18	0.065	SS32W7- 2 x 1.5- 304	SS32W7- 2 x 1.5- 316L
2.5" x 1"	6.00	2.500	1.000	0.42	0.065	SS32W7- 2.5 x 1- 304	SS32W7- 2.5 x 1- 316L
2.5" x 1.5"	4.00	2.500	1.500	0.43	0.065	SS32W7- 2.5 x 1.5- 304	SS32W7- 2.5 x 1.5- 316L
2.5" x 2"	2.00	2.500	2.000	0.25	0.065	SS32W7- 2.5 x 2- 304	SS32W7- 2.5 x 2- 316L
3" x 1"	6.00	3.000	1.000	0.88	0.065	SS32W7- 3 x 1 - 304	SS32W7- 3 x 1 - 316L
3" x 1.5"	6.00	3.000	1.500	0.93	0.065	SS32W7- 3 x 1.5- 304	SS32W7- 3 x 1.5- 316L
3" x 2"	4.00	3.000	2.000	0.56	0.065	SS32W7- 3 x 2- 304	SS32W7- 3 x 2- 316L
3" x 2.5"	2.00	3.000	2.500	0.30	0.065	SS32W7- 3 x 2.5- 304	SS32W7- 3 x 2.5- 316L
4" x 1"	10.00	4.000	1.000	1.59	0.083	SS32W7- 4 x 1- 304	SS32W7- 4 x 1- 316L
4" x 1.5"	10.00	4.000	1.500	1.59	0.083	SS32W7- 4 x 1.5- 304	SS32W7- 4 x 1.5- 316L
4" x 2"	8.00	4.000	2.000	1.66	0.083	SS32W7- 4 x 2- 304	SS32W7- 4 x 2- 316L
4" x 2.5"	6.00	4.000	2.500	1.50	0.083	SS32W7- 4 x 2.5- 304	SS32W7- 4 x 2.5- 316L
4" x 3"	4.00	4.000	3.000	1.15	0.083	SS32W7- 4 x 3- 304	SS32W7- 4 x 3- 316L
6" x 2"	5.50	6.000	2.000	2.60	0.109	SS32W7- 6 x 2- 304	SS32W7- 6 x 2- 316L
6" x 2.5"	5.50	6.000	2.500	2.60	0.109	SS32W7- 6 x 2.5- 304	SS32W7- 6 X 2.5- 316L
6" x 3"	5.50	6.000	3.000	2.60	0.109	SS32W7- 6 x 3- 304	SS32W7- 6 x 3- 316L
6" x 4"	5.50	6.000	4.000	1.92	0.109	SS32W7- 6 x 4- 304	SS32W7- 6 x 4- 316L
8" x 4"	6.00	8.000	4.000	3.90	0.109	SS32W7- 8 x 4-304	SS32W7- 8 x 4- 316L
8" x 6"	7.00	8.000	6.000	4.80	0.109	SS32W7- 8 x 6-304	SS32W7- 8 x 6- 316L
10" x 6"	7.00	10.000	6.000	CALL	0.120	SS32W7- 10 x 6 - 304	SS32W7- 10 x 6- 316L
10" x 8"	8.00	10.000	8.000	CALL	0.120	SS32W7- 10 x 8 - 304	SS32W7- 10 x 8- 316L
12" x 6"	8.00	12.00	6.00	CALL	0.120	SS32W7- 12 x 6- 304	SS32W7- 12 x 6-316L
12" x 8"	8.00	12.00	8.00	CALL	0.120	SS32W7- 12 x 8- 304	SS32W7- 12 x 8-316L



**Other Combinations of Weld Reducers Available**

**SS31P**



**SS32P**





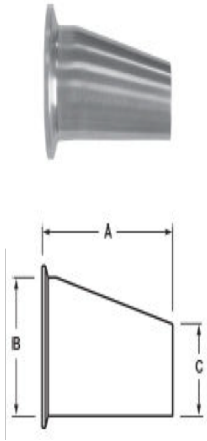
[www.sanitarysolutions.com](http://www.sanitarysolutions.com)

Sanitary Solutions Inc. 1-888-909-3569 or 1-855-640-7871



Prices are subject to change without notice; please call before you quote

**SS32CW--Clamp (Large End) x Weld Eccentric Reducer, Polish ID/OD**

Tube OD (Size)	A	B	C	Weight	Nominal Wall	Part Number 304 SS 	Part Number 316L SS 
3/4" x 1/2"	1.500	0.750	0.500	0.065	0.065		SS32CW7- .75 x .50- 316L
1" x 1/2"	1.500	1.000	0.500	0.200	0.065		SS32CW7- 1 x .50- 316L
1" x 3/4"	1.500	1.000	0.750	0.190	0.065		SS32CW7- 1 x .75- 316L
1.5" x 1/2"	2.500	1.500	0.500	0.300	0.065		SS32CW7- 1.5 x .50- 316L
1.5" x 3/4"	2.500	1.500	0.750	0.290	0.065		SS32CW7- 1.5 x .75- 316L
1.5" x 1"	2.500	1.500	1.000	0.210	0.065	SS32CW7- 1.5 x 1- 304	SS32CW7- 1.5 x 1- 316L
2" x 1"	4.500	2.000	1.000	0.460	0.065	SS32CW7- 2 x 1- 304	SS32CW7- 2 x 1- 316L
2" x 1.5"	2.500	2.000	1.500	0.400	0.065	SS32CW7- 2 x 1.5- 304	SS32CW7- 2 x 1.5- 316L
2.5" x 1.5"	4.500	2.500	1.500	0.580	0.065	SS32CW7- 2.5 x 1.5- 304	SS32CW7- 2.5 x 1.5- 316L
2.5" x 2"	2.500	2.500	2.000	0.400	0.065	SS32CW7- 2.5 x 2- 304	SS32CW7- 2.5 x 2- 316L
3" x 1.5"	6.500	3.000	1.500	1.110	0.065	SS32CW7- 3 x 1.5- 304	SS32CW7- 3 x 1.5- 316L
3" x 2"	4.500	3.000	2.000	0.740	0.065	SS32CW7- 3 x 2- 304	SS32CW7- 3 x 2- 316L
3" x 2.5"	2.500	3.000	2.500	0.480	0.065	SS32CW7- 3 x 2.5- 304	SS32CW7- 3 x 2.5- 316L
4" x 1.5"	10.625	4.000	1.500	1.680	0.083	SS32CW7- 4 x 1.5- 304	SS32CW7- 4 x 1.5- 316L
4" x 2"	8.625	4.000	2.000	2.040	0.083	SS32CW7- 4 x 2- 304	SS32CW7- 4 x 2- 316L
4" x 2.5"	6.625	4.000	2.500	1.880	0.083	SS32CW7- 4 x 2.5- 304	SS32CW7- 4 x 2.5- 316L
4" x 3"	4.625	4.000	3.000	1.530	0.083	SS32CW7- 4 x 3- 304	SS32CW7- 4 x 3- 316L
6" x 2"	6.375	6.000	2.000	3.020	0.109	SS32CW7- 6 x 2- 304	SS32CW7- 6 x 2- 316L
6" x 3"	6.375	6.000	3.000	3.020	0.109	SS32CW7- 6 x 3- 304	SS32CW7- 6 x 3- 316L
6" x 4"	6.375	6.000	4.000	3.870	0.109	SS32CW7- 6 x 4- 304	SS32CW7- 6 x 4- 316L



**POLISHED ID/OD TUBING**

Tube OD (Size)	Length	Quantity	Nominal Wall	Part Number 304 SS 	Part Number 316L SS 
1/2"	20'	300'	0.065		PT7-0.50-316L
3/4"	20'	300'	0.065		PT7-0.75-316L
1"	20'	300'	0.065	PT7-1-304	PT7-1-316L
1.5"	20'	300'	0.065	PT7-1.5-304	PT7-1.5-316L
2"	20'	300'	0.065	PT7-2-304	PT7-2-316L
2.5"	20'	300'	0.065	PT7-2.5-304	PT7-2.5-316L
3"	20'	300'	0.065	PT7-3-304	PT7-3-316L
4"	20'	300'	0.083	PT7-4-304	PT7-4-316L
6"	20'	100'	0.109	PT7-6-304	PT7-6-316L
8"	20'	20'	0.109	PT7-8-304	PT7-8-316L
10"	20'	20'	0.120	PT7-10-304	PT7-10-316L
12"	20'	20'	0.120	PT7-12-304	PT7-12-316L



**We can cut tube to your dimensions!!  
Tubing Surcharges change regularly  
Call for Full Freight Allowance**

[www.sanitarysolutions.com](http://www.sanitarysolutions.com)

Sanitary Solutions Inc. 1-888-909-3569 or 1-855-640-7871

Prices are subject to change without notice; please call before you quote