

Table of Contents

Cam & groove display 3 - 5

Fire hydrant accessories display 6 - 11

Pressure washer display 13 - 17

Garden hose display 18 - 23

Pneumatic display 24 - 30

Hydraulic display 31 - 36

Outside air display 37 - 44

Maintenance & repair 45 - 48

End cap display hardware 49



Pg. 3



Pg. 7



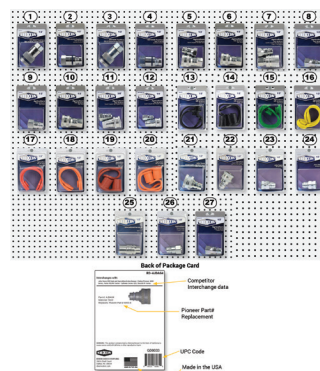
Pg. 14




Pg. 19



Pg. 25



Pg. 32



Pg. 38

Cam & Groove Display



New

PART #: DSP-RETAILKIT

Features

- Blue retail bins
- Bin labels
- Retail display signage

NOTE: The components of the display can be customized to match the unique needs of your business. Shelving purchased separately, see pg. 49

"Great point-of-sale tool for our 'will call' area."
-Tripp, Texas



Type A Adapter x Female NPT

Part #	Required Piece Qty	Description
200-A-AL	10	2" aluminum adapter x female NPT



Type B Coupler x Male NPT

Part #	Required Piece Qty	Description
200-B-AL	10	2" aluminum coupler x male NPT



Type C Coupler x Hose Shank

Part #	Required Piece Qty	Description
200-C-AL	10	2" aluminum coupler x hose shank



Type D Coupler x Female NPT

Part #	Required Piece Qty	Description
200-D-AL	10	2" aluminum coupler x female NPT



Type E Adapter x Hose Shank

Part #	Required Piece Qty	Description
200-E-AL	10	2" aluminum adapter x hose shank



Type F Adapter x Male NPT

Part #	Required Piece Qty	Description
200-F-AL	10	2" aluminum adapter x male NPT



Type DP Dust Plug

Part #	Required Piece Qty	Description
200-DP-AL	10	2" aluminum dust plug



Type DC Dust Cap

Part #	Required Piece Qty	Description
200-DC-AL	10	2" aluminum dust cap

Synthetic Single Jacket Mill Hose



Part #	Required Piece Qty	Description
M20-50GAX	2	2" x 50' - single jacket mill hose

Synthetic Single Jacket Mill Hose



Part #	Required Piece Qty	Description
M20-25GAX	2	2" x 25' - single jacket mill hose

Cam and Groove End Cap Sign



Part #	Required Piece Qty	Description
DSP-SIGN	1	cam and groove end cap sign

End Cap Sign Holder



Part #	Required Piece Qty	Description
SIGNHOLDER	2	end cap sign holder

Blue Bins with Label



Part #	Required Piece Qty	Description
CG-BLU-BINS	1	blue bins with label/poster holder

Basic 8 Cam & Groove Poster



Part #	Required Piece Qty	Description
DSP-POSTER	1	Basic 8 cam & groove poster with descriptions

Fire Hydrant Accessories Display



PART #: FD-RETAILKIT

- Features**
- Retail packaging
 - Retail display signage
 - UPC codes

NOTE: Shelving purchased separately, see pg. 49

Synthetic Single Jacket Mill Hose



Part #	Required Piece Qty	Description
M20-50GAX	2	2" x 50' single jacket mill hose with 2" aluminum female x male cam & groove couplings

Synthetic Single Jacket Mill Hose



Part #	Required Piece Qty	Description
M15-50RAF	2	1-1/2" x 50' single jacket mill hose with 1-1/2" NST male x female expansion ring couplings

Bumpered Brass Fog Nozzles



Part #	Required Piece Qty	Description
FD-BBN100	2	1" NPSH brass fog nozzle with bumper

Brass Industrial Fog Nozzle



Part #	Required Piece Qty	Description
FD-BFN150	2	1-1/2" NPSH brass fog nozzle with bumper

Brass Industrial Fog Nozzle



Part #	Required Piece Qty	Description
FD-BFN150NST	2	1-1/2" NST brass fog nozzle with bumper

Polycarbonate Fog Nozzle with Bumper

Part #	Required Piece Qty	Description
FD-FNB150S	3	1-1/2" NPSH red poly nozzle with bumper



Polycarbonate Fog Nozzle with Bumper

Part #	Required Piece Qty	Description
FD-FNB150NST	3	1-1/2" NST red poly nozzle with bumper



Polycarbonate Fog Nozzle with Bumper

Part #	Required Piece Qty	Description
FD-FNB75GHT	3	3/4" GHT red poly nozzle with bumper



Hydrant Adapter Pin Lug Brass

Part #	Required Piece Qty	Description
FD-HA2520T	3	2-1/2" female NST x 2" male NPT brass adapter



Hydrant Adapter Pin Lug Brass

Part #	Required Piece Qty	Description
FD-HA2515F	3	2-1/2" female NST x 1-1/2" male NST brass adapter



Hydrant Adapter Pin Lug Brass



Part #	Required Piece Qty	Description
FD-HA2515T	3	2-1/2" female NST x 1-1/2" male NPT brass adapter



Hydrant Adapter Pin Lug Brass

Part #	Required Piece Qty	Description
FD-HA1576	3	1-1/2" female NST x 3/4" male GHT brass adapter



Hydrant Adapter Pin Lug Brass

Part #	Required Piece Qty	Description
FD-HA2525T	3	2-1/2" female NST x 2-1/2" male NPT brass adapter



Hydrant Adapter Pin Lug Brass

Part #	Required Piece Qty	Description
FD-HA15T15F	3	1-1/2" female NPT x 1-1/2" male NST brass adapter



Hydrant Adapter Pin Lug Brass

Part #	Required Piece Qty	Description
FD-HA2576	3	2-1/2" female NST x 3/4" male GHT brass adapter

Heavy Duty Adjustable Hydrant Wrench

Part #	Required Piece Qty	Description
FD-189	3	Heavy duty adjustable hydrant wrench



5 Hole Hydrant Wrench

Part #	Required Piece Qty	Description
FD-PHW	3	5 hole hydrant wrench



Square Hydrant Wrench

Part #	Required Piece Qty	Description
FD-DF16-180	3	Square hydrant wrench



Brass Pin Lug Cap

Part #	Required Piece Qty	Description
FD-FC250F	3	2-1/2" NST female brass cap with chain



Brass Pin Lug Cap

Part #	Required Piece Qty	Description
FD-FC150F	3	1-1/2" NST female brass cap with chain





Brass Pin Lug Plug

Part #	Required Piece Qty	Description
FD-FP250F	3	2-1/2" NST male brass plug with chain



Brass Pin Lug Plug

Part #	Required Piece Qty	Description
FD-FP150F	3	1-1/2" NST male brass plug with chain

Fire Hydrant Accessories End Cap Sign



Part #	Required Piece Qty	Description
FD-SIGN	1	Fire end cap sign

End Cap Sign Holder



Part #	Required Piece Qty	Description
SIGNHOLDER	2	End cap sign holder

Pressure Washer Display

The pressure washer display offers a wide variety of nozzles for different types of angles and sprays. This display is easily customizable and provides space for additional pressure washing products.



PART #: PW-RETAILKIT

Features

- Retail packaging
- Retail display signage
- Posters
- Barcodes

NOTE: Shelving purchased separately, see pg. 49

"We have become more active in the industrial side over the last few years. Always looking for display items for the store, we were excited to see that Dixon was coming out with displays for end caps.

Both end caps are great tools in getting impulse sales. Would highly recommend adding them to your sales area."

- Rick, California

E-Series Hydraulic Couplings

Features

- Couplers have no internal valves, which provides maximum flow with minimum pressure drop
- Contact Dixon® for additional seal material options
- Contact Dixon for pressure ratings and other technical information
- Interchanges with Parker ST, Foster FST, Hansen ST, and Tomco ST couplings
- Do not disconnect with pressure in line



Specification

- Nitrile rubber seals are standard, providing a temperature range of -40°F to 250°F (-40°C to 121°C)

Straight Through Female Threaded Couplers

Body Size	Threads	Required Case Qty	Brass Part #
1/4"	1/4" - 18 NPTF	20	PW-2EF2-B
3/8"	3/8" - 18 NPTF	20	PW-3EF3-B




Straight Through Male Threaded Couplers

Body Size	Threads	Required Case Qty	Brass Part #
1/4"	1/4" - 18 NPTF	20	PW-2EM2-B
3/8"	3/8" - 18 NPTF	20	PW-3EM3-B



Straight Through Female Threaded Plugs

Body Size	Threads	Required Case Qty	Steel Part #	Brass Part #
1/4"	1/4" - 18 NPTF	20	---	PW-E2F2-B
3/8"	3/8" - 18 NPTF	20	PW-E3F3	PW-E3F3-B



Straight Through Male Threaded Plugs

Body Size	Threads	Required Case Qty	Steel Part #	Brass Part #
1/4"	1/4" - 18 NPTF	20	---	PW-E2M2-B
3/8"	3/8" - 18 NPTF	20	PW-E3M3	PW-E3M3-B



Pressure Washer Display Blue Bins

Application

- To be used with E-Series hydraulic couplings above

Description	Required Case Qty	Part #
1 bin with bin labels - 11" x 8" x 7"	1	PW-BLU-BINS
10 bins with bin labels - 7-1/2" x 4" x 3"	1	



Swiveling Quick Couplings

Application

- For use with AL456 only

Specifications

- Working pressure: **3,650 PSI**
- Flow rate: **7.8 GPM**
- Maximum temperature: **300°F (149°C)**



PW-AL450



PW-AL453

Description	Required Case Qty	Part #
1/4" female x 22 mm x 1.5 mm swivel	4	PW-AL450
3/8" female x 22 mm x 1.5 mm swivel	4	PW-AL453

Fixed Quick Coupling Plugs

Application

- For use with AL453 and AL9 only

Specifications

- Working pressure: **3,650 PSI**
- Flow rate: **7.8 GPM**
- Maximum temperature: **300°F (149°C)**



PW-AL454



PW-AL456

Description	Required Case Qty	Part #
1/4" female x 22 mm x 1.5 mm male	4	PW-AL454
3/8" female x 22 mm x 1.5 mm male	4	PW-AL456

Quick Connect Spray Nozzles



Description	Required Case Qty	Part #
1/4" straight through plug inlet, 0° spray angle, size #4, red	4	PW-MSP400
1/4" straight through plug inlet, 15° spray angle, size #4, yellow	4	PW-MSP415
1/4" straight through plug inlet, 25° spray angle, size #4, green	4	PW-MSP425
1/4" straight through plug inlet, 40° spray angle, size #4, white	4	PW-MSP440

Multi-Pack Quick Connect Nozzles



Description	Nozzles Included	Required Case Qty	Part #
1/4", 65° spray angle, size #40	NZ6540QCS	4	PW-MSP4PAK
1/4", 15° spray angle, size #4, yellow	MSP415		
1/4", 25° spray angle, size #4, green	MSP425		
1/4", 40° spray angle, size #4, white	MSP440		

Turbo Nozzles

Features

- 20° spray angle
- Ceramic orifice

Specification

- Maximum temperature: 212°F (100°C)

Nozzle Size	Description	Orifice	Maximum Working PSI	Required Case Qty	Part #
4.0	1/4" female inlet	1.30 mm	3,700	2	PW-AL-TPR25-30
6.0	1/4" female inlet	1.50 mm	3,700	2	PW-AL-TPR25-50



PW-AL-TPR25-30



PW-AL-TPR25-50

Pressure Washer Spray Nozzles

Description	Required Case Qty	Part #
1/4" male inlet, 40° spray angle, size #40, brass	4	PW-NZ4040S
1/4" male inlet, 80° spray angle, size #40, brass	4	PW-NZ8040S
1/4" male NPT inlet, 15° spray angle, size 4, steel	4	PW-NZ1504
1/4" male NPT inlet, 25° spray angle, size 4, steel	4	PW-NZ2504
1/4" male NPT inlet, 40° spray angle, size 4, steel	4	PW-NZ4004



Pressure Spray Gun Anti-Fatigue

Sizes

- 3/8" female inlet
- 1/4" female outlet

Feature

- Anti-fatigue pressure compensating design

Specification

- Temperatures to: 320°F (160°C)

Maximum PSI	GPM	Required Case Qty	Part #
5075	12.0	4	PW-HPSG



Pressure Spray Gun - Molded Grip Extension



PW-AL323XX



PW-AL324XX

Application

- For use with HPSG, HPSGC, HPSGHD, and HPSGW

Specifications

- Maximum operating pressure: **5,000 PSI**
- Temperature: **302°F (150°C)**
- Maximum flow rate: **10.5 GPM**

Length	Description	Required Case Qty	Zinc Part #
24"	1/4" male inlet x 1/4" male outlet	4	PW-AL323XX
36"	1/4" male inlet x 1/4" male outlet, 4" space from the end	4	PW-AL324XX



Poster

Description	Required Case Qty	Part #
Pressure washer accessories poster	1	PW-POSTER

Sign Holder



Description	Required Case Qty	Part #
End cap sign holder	2	SIGNHOLDER

End Cap Sign



Description	Required Case Qty	Part #
Pressure washer accessories end cap sign	1	PW-SIGN

Shelf Graphic



Description	Required Case Qty	Part #
Dixon® shelf graphic	2	SHELFGRAPHIC

Garden Hose Display

The garden hose fittings display offers a range of adapters and connectors, along with two styles of hoses. This display reminds your customers of their garden hose-related needs: demanding industrial clean up or at-home projects.



PART #: GHD-RETAILKIT

Features

- Retail packaging
- Retail display signage
- Posters
- Barcodes

NOTE: Shelving purchased separately, see pg. 49

“The packaging and organized Dixon display helped sell products we had in stock but rarely sold. Customers like how easy it is to grab the packages right off the rack.”

- Scott, New Hampshire

GHT Ball Valve



Specifications

- Maximum temperature: 140°F (60°C) (hot water)
- Working pressure: 100 PSI

Description	Required Case Qty	Forged Brass Part #
3/4" male NH x female NH	6	GHD-500GHV

Quick Connects

Feature

- Easy push-pull ring for long-lasting and quick hose attachments

Specifications

- Maximum operating pressure: 150 PSI at ambient temperature 70°F (21°C)
- Maximum temperature: 140°F (60°C)



Description	Required Case Qty	Kit Contains Part #	Brass Part #
Complete assembly, female GHT coupler x male GHT plug	6	500QCF	GHD-500QCK
		500QCM (2)	

Short Shank Fittings

Features

- Extended male GHT - deeper thread
- Heavy duty Hex nut with knurl



Hose Size	Required Case Qty	Kit Contains Part #	Brass Part #
3/4"	6	5851212C	GHD-5891212K
		5881212C	

Menders

Specifications

- Working pressure: 250 PSI maximum @ 72°F (22°C)
- Operating temperature range: -40°F to 160°F (-40°C to 71°C) at 150 PSI maximum



Hose Size	Required Case Qty	Kit Contains Part #	Brass Part #
3/4"	6	1781212C (2)	GHD-1781212C

Sweeper Nozzle



Thread Size	Discharge	Length	Required Case Qty	Brass Part #
3/4" GHT	3/16"	2"	6	GHD-PSN76

Adjust-A-Power Nozzle

Application

- Ideal for patio, auto and boat, driveway, and garden

Features

- Produces 50% more power than twist nozzles
- Does not require a washer
- Leave nozzle in the open position when not in use
- Brass construction with stainless steel bearings

Specification

- Maximum operating pressure: 100 PSI (water only) at ambient temperature 70°F (21°C)



Thread Size	Required Case Qty	Brass Part #
3/4" GHT	6	GHD-AAPN75GHT

Twist Nozzles

Specification

- Maximum operating pressure **150 PSI** (water only)

Thread Size	Length	Required Case Qty	Extruded Brass Part #
3/4" GHT	4"	6	GHD-500AN4



Insulated Water Nozzles

Features

- Clip locks to any spray pattern
- Industrial strength nylon handle
- Rubber handle guard
- GHT thread-on head
- Heavy-duty brass valve and adjusting nut

Specification

- For use with hot water up to **140°F (60°C)**

Thread Size	Required Case Qty	Chrome-Plated Zinc Part #
3/4" GHT	4	GHD-SN75



Washers

Filter Washer

Description	Kit Contains Part #	Required Case Qty	FDA black PVC duro, 70a Part #
304 stainless steel mesh, FDA black 70a duro PVC	5911212F (4)	6	GHD-5911212F



Black SBR Washer

ID	OD	duro	Kit Contains Part #	Required Case Qty	Black SBR Part #
0.63"	1.00"	80	5911212W (4)	100	GHD-5911212W



Female Swivel GHT Adapter

Female x Female	Required Case Qty	Brass Part #
3/4" x 3/4"	6	GHD-5061212C



Hydrant Adapters - Pin Lug

Female NH	Male GHT	Required Case Qty	Cast Brass Part #
1-1/2"	3/4"	4	GHD-HA1576
2-1/2"	3/4"	4	GHD-HA2576





Y Coupler

Specifications

- Maximum working pressure: 100 PSI
- Maximum temperature: 140°F (60°C)

Required Case Qty	Nickel-Plated Brass Part #
6	GHD-500YC

NOTE: This part will be listed as obsolete when stock is depleted. Updated part number will be 500YCF

Y Valve

Feature

- Double Y valve, swivel inlet - with Higbee cut threads (capped) to prevent cross threading

Specifications

- Maximum temperature: 140°F (60°C) (hot water)
- Working pressure: 100 PSI



Description	Required Case Qty	Forged Brass Part #
Double male GHT x female GHT	6	GHD-500GHY

Plain Hose Nozzles

Feature

- Finish: satin

Specification

- Maximum operating pressure: 100 PSI (water only) at 70°F (21°C)



Size	Thread	Overall Length	Orifice	Required Case Qty	Brass Part #
3/4"	GHT	6"	1/4"	6	GHD-BN6

GHT 4-Valve Manifold

Feature

- Swivel inlet

Materials

- Forged brass body, TPR handle, POM internal valve NBR seals

Specifications

- Maximum temperature: 120°F (49°C)
- Maximum operating pressure: 100 PSI



Description	Required Case Qty	Part #
(4) male GH x female GHT	4	GHD-500GH4VBK

Constant Flow Nozzle Displays

Application

- Shatter-resistant and UV resistant polycarbonate is able to withstand tough environmental conditions

Features

- Seals used for true water shut off
- Easy twist spray pattern adjustment
- Sold in case quantity only (25 per case), with display



Thread	45° Spray GPM @ 100 PSI	Color	Required Case Qty	Part #
3/4" GHT	25.1	clear	1	GHD-CNB75GHT-GD
3/4" GHT	25.1	green	1	FNB75GHT-GD

Worm Gear Clamps

Features

- Four-piece construction
- Screw design: 5/16" slotted hex head
- Maximum recommended torque: 50 in-lbs
- All clamps sold 10 per box

Materials

- Band and housing: SAE 300 series stainless
- Screw: SAE 300 series stainless

Approval

- Clamp meets SAEJ1508, which supersedes Mil Spec WW-C-440B



Band Width	Hose OD		Kit Contains Part #	Required Case Qty	Part #
	from	to			
1/2"	1/2"	29/32"	HSS8	40	GHD-HSS8
	11/16"	1-1/14"	HSS12	40	GHD-HSS12

Rubber Vinyl Garden Hose

Features

- Extra tough, five-ply construction
- Exclusive, soft textured, abrasion-resistant green cover
- Dual reinforced, heavy-duty, flexible kink-resistance
- Combines durability of rubber and easy handling of vinyl
- SEAL-TITE leakproof coupling

Specifications

- Working pressure: **400 PSI**
- Temperature range: **0°F to 140°F (-18°C to 60°C)**



Size	Required Case Qty	Rubber Vinyl Part #
5/8" x 50'	2	GHD-SGH50

Contractors EPDM Water Hose

Features

- Heavy-duty, crush-proof solid brass couplings with wrench grips
- Spiral synthetic cord reinforcement
- Black cover

Specifications

- Working pressure: **150 PSI**
- Temperature range: **-20°F to 180°F (-29°C to 82°C)**



Size	Required Case Qty	EPDM Part #
3/4" x 50'	2	GHD-CWH50



Poster

Description	Required Case Qty	Part #
Garden hose fittings poster	1	GHD-POSTER



Sign Holder

Description	Required Case Qty	Part #
End cap sign holder	2	SIGNHOLDER



End Cap Sign

Description	Required Case Qty	Part #
Garden hose fittings end cap sign	1	GHD-SIGN



Shelf Graphic

Description	Required Case Qty	Part #
Dixon shelf graphic	2	SHELFGRAPHIC

Pneumatic Display

The pneumatic fittings display offers several parts, from FRLs to quick disconnects, while keeping a single product focus. This display gives your customers the flexibility to choose which fittings work best with their pneumatic systems.



PART #: PND-RETAILKIT

Features

- Retail packaging
- Retail display signage
- Posters
- Barcodes

NOTE: Shelving purchased separately, see pg. 49

"After I set the Dixon display up, I realized it was helping me sell other products. When I put them all together, I saw a huge jump in sales. I've never seen FRLs sell so quickly."

- Paul, Massachusetts

B07 Carded Miniature Filter/Regulators



Features

- Relieving type
- 5 micron element
- 1 oz. reservoir
- Push to lock adjusting knob
- Supplied with a GC620 gauge
- Bowl guard not available
- Transparent bowl

Specifications

- Pressure range: **5-100 PSI**
- Inlet pressure: **150 PSI** maximum
- Maximum temperature: **125°F (52°C)**

Port Size	Flow (SCFM)	Required Case Qty	Automatic Drain Part #	Manual Drain Part #
1/4"	14	4	PND-B07-202AGC	PND-B07-202MGC

F07 Carded Miniature Filters



Features

- 5 micron element
- 1 oz. reservoir
- Transparent bowl

Specifications

- Inlet pressure: **150 PSI** maximum
- Maximum temperature: **125°F (52°C)**

Port Size	Flow (SCFM)	Required Case Qty	Automatic Drain Part #	Manual Drain Part #
1/4"	24	4	PND-F07-200AC	PND-F07-200MC

R07 Carded Miniature Regulator



Features

- Relieving type
- Supplied with a GC620 gauge

Specifications

- Pressure range: **5-100 PSI**
- Inlet pressure: **250 PSI** maximum
- Maximum temperature: **150°F (66°C)**

Port Size	Flow (SCFM)	Required Case Qty	With Gauge Part #
1/4"	15	4	PND-R07-200RGC

L07 Carded Miniature Lubricator



Feature

- 1 oz. reservoir

Specifications

- Inlet pressure: **150 PSI** maximum
- Maximum temperature: **125°F (52°C)**

Port Size	Flow (SCFM)	Required Case Qty	With Transparent Bowl Part #
1/4"	14	4	PND-L07-200AC

SCFM ratings given at 100 PSIG inlet pressure for regulators, 90 PSIG for others.

 FRLs are designed for air service only, unless otherwise indicated.

Heavy Duty Tire Pressure Gauge

Size

- 12" hose with swivel dual foot chuck inflator

Feature

- Tapered chuck nut fits wheel cover holes on cars and light trucks

Specification

- Calibrated in **2 PSI** increments from **10 to 120 PSI**

Required Case Qty	Part #
3	PND-D101



Tire Inflator Chuck

Application

- For direct connection to live air only

Features

- Ball foot chuck
- Features a built-in shutoff valve (will not work on inflator gauges)

Specifications

- 1/4" NPT female thread
- Maximum pressure: **150 PSI**

Required Case Qty	Brass Part #
6	PND-D104



Dual Foot Tire Pressure Gauges

Feature

- Heavy-duty hang-up ring

Specification

- Calibrated in **2 PSI** increments from **10 to 150 PSI**

Required Case Qty	Part #
6	PND-DFG2



Professional Tire Pressure Gauge

Features

- Permanently lubricated
- Easy to read, dual calibrated (**PSI and kPa**), four-sided nylon indicator bar
- Pocket clip

Material

- Body is made of chrome-plated brass; head is chrome-plated zinc

Specification

- Calibrated in **1 PSI** increments from **5 to 45 PSI**

Required Case Qty	Part #
6	PND-DFG5



Male NPTF x Hose Barb

Specification

- Working pressure: **250 PSI** maximum @ 72°F (22°C)
- Operating temperature range: **-40°F to 160°F (-40°C to 71°C)** at **150 PSI** maximum

Hose ID	Male NPTF	Required Case Qty	Kit Contains Part #	Brass Part #
3/8"	1/4"	6	1020604C (4)	PND-1020604C



5 Part Kit DF-Series Industrial 1/4" Body x 1/4" Thread



Body Size	Threads	Required Case Qty	Kit Contains Part #	Part #
1/4"	1/4" - 18 NPTF	6	D2F2	PND-DQCKIT1
			2FF2-B	
			D2M2 (3)	
1/4"	1/4" - 18 NPTF	6	D2F2	PND-DQCKIT2
			2DF2-B	
			D2M2 (3)	

2 Part Kit M-Series ARO 1/4" Body x 1/4" Thread



Body Size	Threads	Required Case Qty	Kit Contains Part #	Part #
1/4"	1/4" - 18 NPT	6	2MF2-B	PND-DQCKIT3
			M2M2	

2 Part Kit J-Series Automotive 1/4" Body x 1/4" Thread



Body Size	Threads	Required Case Qty	Kit Contains Part #	Part #
1/4"	1/4" - 18 NPT	6	2JF2-B	PND-DQCKIT4
			J2M2	

2 Part Kit DF-Series Industrial 1/4" Body x 1/4" Thread




Body Size	Threads	Required Case Qty	Kit Contains Part #	Part #
1/4"	1/4" - 18 NPTF	6	D2M2	PND-DQCKIT5
			2FF2-B	

2 Part Kit DF-Series Industrial 1/4" Body x 1/4" Thread



Body Size	Threads	Required Case Qty	Kit Contains Part #	Part #
1/4"	1/4" - 18 NPTF	6	2FM2-B	PND-DQCKIT6
			D2F2	

Non-Safety Rubber Tip Blow Gun

The rubber tip will not scratch or mar delicate surfaces. The conical rubber tip can also be used to create a seal between the blow gun and fluid lines (or any other opening). The base of the tip is nickel-plated brass for additional corrosion resistance. *Must be used on air lines having a maximum regulated pressure of 30 PSI in order to comply with OSHA Standard 1910.242 (B). Safety glasses or shield must be worn when using any blow gun.* 


Features

- Chrome plated zinc die cast body, nickel plated steel lever, vinyl thumb grip, stainless steel spring, brass valve, nitrile rubber seals, and rubber tip with a nickel plated brass base provide corrosion resistance



Required Case Qty	Part #
6	PND-D201

Air Chief Safety Blow Gun

The Air Chief safety blow gun is designed to conform to OSHA Standard 1910.242 (B) permitting a maximum of 30 PSI outlet pressure when dead ended based on a maximum of 150 PSI inlet pressure, as well as OSHA Standard 1910.95 regulating occupational noise level exposure. *Safety glasses or shield must be worn when using any blow gun.* 

Features

- Recessed internal slotted screw allows easy access to valve assembly for repairs or replacement
- Chrome plated zinc die cast body, nickel-plated steel lever, vinyl thumb grip, stainless steel spring, brass valve, nitrile rubber seals, and nickel plated brass tip combine for corrosion resistance



Required Case Qty	Part #
6	PND-D204-30

3 in 1 Manifolds

Features

- Supplies three air-operated tools from a single hose permitting use of air by more than one mechanic
- Can be mounted to a pipe at workbench or overhead
- Different tools in the shop use different styles of couplers; mount three different style couplers on one manifold



NPT Inlet (1)	NPT Outlets (3)	Required Case Qty	Aluminum Part #
3/8"	1/4"	6	PND-D3406

Pinch-On Clamp Service Kit

Features

- Plastic kit box contains zinc plated 2-ear clamps: 15 of part #0709, 15 of part #0811, 15 of part #1113, 15 of part #1315, 15 of part #1518, 12 of part #1720, 12 of part #2023, 12 of part #2225, 12 of part #2327, and 1 pair of standard jaw pincers, part# 1098



Required Case Qty	Part #
2	PND-SK1098

ABS Standard Dry Gauges Kit-Retail Package



Description	Kit Contains Part #	Required Case Qty	ABS Part #
Dry gauge center back mount	GC230 (4)	1	PND-GAUGEKIT1
Dry gauge lower mount	GL130 (7)		

**Polyurethane Air Hose
(fittings included)**

Features

- Durable and lightweight
- Reinforced braid allows for higher working pressure
- Excellent flexibility
- Oil resistant
- Durometer: Shore A 85

Specifications

- Temperature range: -40°F to 155°F (-40°C to 68°C)
- Working pressure: 210 PSI at 70°F (21°C)



Hose ID	Length	Male NPT	Required Case Qty	Polyurethane Part #
1/4"	50'	1/4"	3	PND-450-4S

**Coil-Chief Self-Storing Air Hose
(fittings included)**

Feature

- Supplied with swivel on one end

Material

- Nylon construction



Hose ID	Length	Male NPT	Working Pressure (PSI) @ 70°F (21°C)	Required Case Qty	Nylon Part #
1/4"	12'	1/4"	185	3	PND-CC1412

**Polyurethane Self-Storing Air Hose
(fittings included)**

Features

- Extremely flexible; resists kinking
- Impervious to abrasions and oil
- Superior elasticity and coil memory
- Both ends swivel



Hose ID	Length	Male NPT	Working Pressure (PSI) @ 70°F (21°C)	Required Case Qty	Polyurethane Part #
1/4"	25'	1/4"	145	3	PND-PU1425

Air Tool Lubricants

Application

- High-grade lubricant prolongs the service life of air tools, cylinders, and accessories

Features

- #10 weight lubricant
- Prohibits rust and removes moisture as it lubricates
- Non-corrosive, non-reactive, and does not decompose
- Easy pour spout helps prevent costly spills



Size	Required Case Qty	Part #
1 pint	4	PND-DATL016
1 gallon	2	PND-DATL128

Poster

Description	Required Case Qty	Part #
Pneumatic fittings poster	1	PND-POSTER



Sign Holder

Description	Required Case Qty	Part #
End cap sign holder	2	SIGNHOLDER



End Cap Sign

Description	Required Case Qty	Part #
Pneumatic fittings end cap sign	1	PND-SIGN



Shelf Graphic

Description	Required Case Qty	Part #
Dixon shelf graphic	2	SHELFGRAPHIC



Hydraulic Display

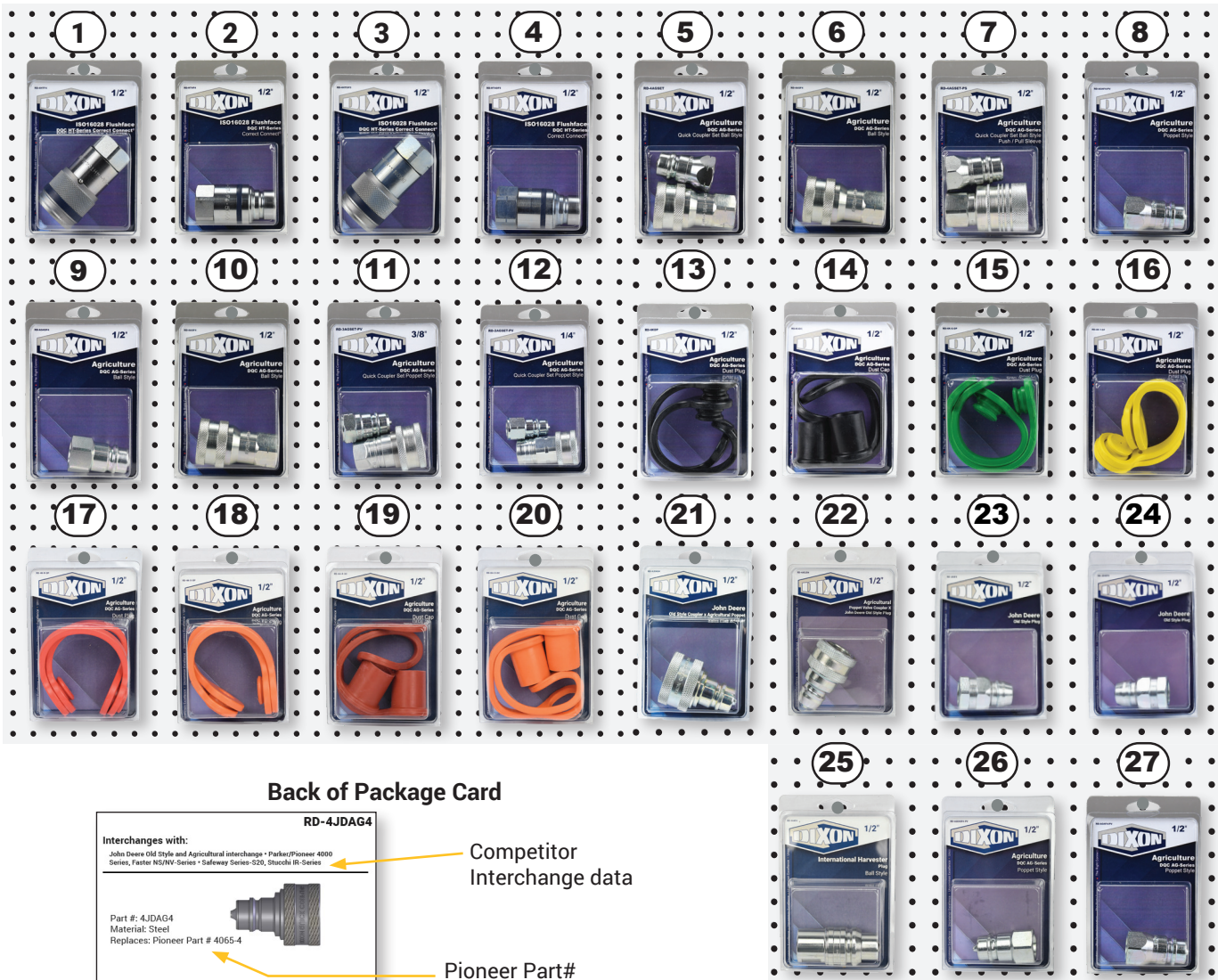
The hydraulic display features the most popular poppet and flush face style quick disconnect fittings in an attractive packaging making it easily noticeable.

PART #: RD-RETAILKIT

Features

- Retail packaging
- Retail display signage
- Posters
- Barcodes

NOTE: Shelving purchased separately, see pg. 50



Back of Package Card



Competitor Interchange data

Pioneer Part# Replacement

UPC Code

Made in the USA

HT-Series ISO16028 Coupler

Body Size	Threads	Required Case Qty	Kit Contains Part #	Part #
1/2"	1/2" F-NPTF	4	4HTF4	RD-4HTF4



HT-Series ISO16028 Plug

Body Size	Threads	Required Case Qty	Kit Contains Part #	Part #
1/2"	1/2" F-NPTF	4	HT4F4	RD-HT4F4



HT-Series ISO16028 ORB Coupler

Body Size	Threads	Required Case Qty	Kit Contains Part #	Part #
1/2"	7/8"-14 ORB	4	4HTOF5	RD-4HTOF5
1/2"	1-1/16"-12 ORB	4	4HTOF6	RD-4HTOF6



HT-Series ISO16028 ORB Plug

Body Size	Threads	Required Case Qty	Kit Contains Part #	Part #
1/2"	7/8"-14 ORB	4	HT4OF5	RD-HT4OF5
1/2"	1-1/16"-12 ORB	4	HT4OF6	RD-HT4OF6



AG-Series Coupler and Plug Set

Body Size	Threads	Required Case Qty	Kit Contains Part #	Part #
1/2"	1/2" F-NPTF	4	4AGF4, AG4F4	RD-4AGSET



AG-Series Coupler

Body Size	Threads	Required Case Qty	Kit Contains Part #	Part #
1/2"	1/2" F-NPTF	4	4AGF4	RD-4AGF4



AG-Series Push-Pull Ball Coupler and Plug Set



Body Size	Threads	Required Case Qty	Kit Contains Part #	Part #
1/2"	1/2" F-NPTF	4	4AGF4-PS, AG4F4	RD-4AGSET-PS

AG-Series Poppet Plug



Body Size	Threads	Required Case Qty	Kit Contains Part #	Part #
1/2"	1/2" F-NPTF	4	AG4F4-PV	RD-AG4F4-PV

AG-Series Ball ORB Plug



Body Size	Threads	Required Case Qty	Kit Contains Part #	Part #
1/2"	3/4"-16 ORB	4	AG40F4	RD-AG40F4

AG-Series Ball Plug



Body Size	Threads	Required Case Qty	Kit Contains Part #	Part #
1/2"	1/2" F-NPTF	4	AG4F4	RD-AG4F4

AG-Series Poppet Coupler and Plug Set



Body Size	Threads	Required Case Qty	Kit Contains Part #	Part #
3/8"	3/8" F-NPTF	4	3AGF3-PV, AG3F3-PV	RD-3AGSET-PV

AG-Series Poppet Coupler and Plug Set



Body Size	Threads	Required Case Qty	Kit Contains Part #	Part #
1/4"	1/4" F-NPTF	4	2AGF2-PV, AG2F2-PV	RD-2AGSET-PV

AG-Series Dust Plug

Body Size	Color	Required Case Qty	Kit Contains Part #	Part #
1/2"	black	4	4KDP (x2)	RD-4KDP



AG-Series Dust Cap

Body Size	Color	Required Case Qty	Kit Contains Part #	Part #
1/2"	black	4	K4DC (x2)	RD-K4DC



AG-Series Dust Plug - Green

Body Size	Color	Required Case Qty	Kit Contains Part #	Part #
1/2"	green	4	4K-G-DP (x2)	RD-4K-G-DP



AG-Series Dust Plug - Yellow

Body Size	Color	Required Case Qty	Kit Contains Part #	Part #
1/2"	yellow	4	4K-Y-DP (X2)	RD-4K-Y-DP



AG-Series Dust Plug - Red

Body Size	Color	Required Case Qty	Kit Contains Part #	Part #
1/2"	red	4	4K-R-DP (x2)	RD-4K-R-DP



AG-Series Dust Plug - Orange

Body Size	Color	Required Case Qty	Kit Contains Part #	Part #
1/2"	orange	4	4K-O-DP (x2)	RD-4K-O-DP



AG-Series Dust Cap - Red

Body Size	Color	Required Case Qty	Kit Contains Part #	Part #
1/2"	red	4	K4-R-DC (x2)	RD-K4-R-DC



AG-Series Dust Cap - Orange

Body Size	Color	Required Case Qty	Kit Contains Part #	Part #
1/2"	orange	4	K4-O-DC (x2)	RD-K4-O-DC



JOHN DEERE® Coupler x AG-Series Poppet Valve Plug Adapter



Body Size	Required Case Qty	Kit Contains Part #	Part #
1/2"	4	4JDAG4	RD-4JDAG4

AG-Series Poppet Coupler x JOHN DEERE® Plug Adapter



Body Size	Required Case Qty	Kit Contains Part #	Part #
1/2"	4	4AGJD4	RD-4AGJD4

JOHN DEERE® Plug



Body Size	Threads	Required Case Qty	Kit Contains Part #	Part #
1/2"	1/2" F-NPTF	4	JD4F4	RD-JD4F4

JOHN DEERE® Plug



Body Size	Threads	Required Case Qty	Kit Contains Part #	Part #
1/2"	3/4"-16 F-ORB	4	JD40F4	RD-JD40F4

Case IH® Plug

Body Size	Threads	Required Case Qty	Kit Contains Part #	Part #
1/2"	1/2" F-NPTF	4	IH4F4	RD-IH4F4



AG-Series Connect Under Pressure Plug

Body Size	Threads	Required Case Qty	Kit Contains Part #	Part #
1/2"	3/4"-16 F-ORB	4	AGE40F4-PV	RD-AGE40F4-PV



AG-Series Connect Under Pressure Plug

Body Size	Threads	Required Case Qty	Kit Contains Part #	Part #
1/2"	1/2" F-NPTF	4	AGE4F4-PV	RD-AGE4F4-PV



Sign Holder

Description	Required Case Qty	Part #
End cap sign holder	2	SIGNHOLDER



End Cap Sign

Description	Required Case Qty	Part #
Dixon Quick Coupling end cap sign	1	DQC-SIGN



Outside Air Display

The outside air display features high demand construction hose couplings, whip hose assemblies, and other accessories.



PART #: OA-RETAILKIT

Features

- Retail packaging
- Retail display signage
- Posters
- Barcodes

NOTE: Shelving purchased separately, see pg. 49

Checkout our parts cross reference tool on our website.

dixonvalve.com/en/knowledge-center/product-cross-reference

Air King® Safety Clip

Description	Required Case Qty	Contents	Part #
Air King safety clip, diameter .080"	5	AC1 (25)	OA-AC1



Air King Lanyard

Description	Required Case Qty	Contents	Part #
Synthetic Air King lanyard 19" long	5	ACL8 (25)	OA-ACL8



Air King Washers

Description	Required Case Qty	Contents	Part #
Black natural rubber Air King washers	5	AWR4 (10)	OA-AWR4



Soft Seat Safety Pop-Off Valves

Description	Required Case Qty	Contents	Part #
1/4" MNPT safety pop-off valve, brass, 125 PSI	4	KSV10-125	OA-KSV10-125
1/4" MNPT safety pop-off valve, brass, 150 PSI	4	KSV10-150	OA-KSV10-150



Steel 3500 Male Nipples

Description	Required Case Qty	Contents	Part #
1/2" barb x 1/2" male NPT 3500 nipple	4	3512	OA-3512



Dix-Lock® Seal Kit

Description	Required Case Qty	Contents	Part #
Dix-Lock seal kit	5	4N-SKIT (5)	OA-4N-SKIT



Dual-Lock Seal Kit

Description	Required Case Qty	Contents	Part #
Dual-Lock seal kit	5	4P-SKIT (5)	OA-4P-SKIT



Air King®

⚠️ WARNING

- The use of an Air King safety clip or wire type retainer is necessary to ensure Air King universal couplings will not become accidentally disconnected. This guarantees the fittings are properly connected because the safety pin will not go through the holes in mating flanges until couplings are locked in place. Only one Air King safety clip or wire type retainer is required for each Air King universal coupling.

Feature


- Supplied with safety clip, and rubber washers, part # AWR4

Specification

- Pressure rating: **150 PSI** at ambient temperature **70°F (21°C)**

Approval

- Meets pressure requirements as specified in A-A-59553 commercial item description superseding Mil Spec.WWC-633D



2-Lug Male NPT Ends

Size	Required Case Qty	Iron Part #
3/4"	6	AM7



2-Lug Female NPT Ends

Size	Required Case Qty	Iron Part #
3/4"	6	AM8



2-Lug Hose Ends

Size	Required Case Qty	Iron Part #
3/4"	6	AM6

Air King Clamps

Application

- For use with Air King ends above

Feature

- Torque values for clamps are based on dry bolts. The use of lubricant on bolts will adversely effect clamp performance.



Hose ID	Hose OD		Required Case Qty	Torque ft. lbs.	Plated Iron Part #
	from	to			
3/4"	1-8/64"	1-20/64"	6	21	A9 ¹

¹ Global investment cast carbon steel

NOTE: Products placed in blue plastic bin with label.

Boss® Ground Joint Couplings with Female Spud

Application


- Leakproof seal forms when the metal head of the stem makes contact with the patented polymer seat in the spud

Features

- Positive metal-to-polymer seal
- Easy to seal

Specification

- Recommended for steam service up to 450°F (232°C)



Hose Shank x NPT	Required Case Qty	Plated Iron Part #
2"	4	GF81 ¹

¹ Not to be used with #250, #275 or #306 Boss clamps

Boss Clamps

⚠ WARNING

- The bolts used in the Boss interlocking clamps are not standard bolts. They vary from standard bolts in their length, diameter, overall thread length and material hardness. These bolts can be retorqued, but it is **not** recommended that the bolts or clamps be reused, as they are designed for a single bend only. Dixon® recommends using only factory supplied replacement bolts.
- Torque values for clamps are based on dry bolts. The use of lubricant on bolts will adversely effect clamp performance. *Do not lubricate nuts and bolts.*
- For all Bolt Tightening Sequences, please visit dixonvalve.com

Features

- Recommended torque rating in ft. lbs.
- Replacement nuts and bolts are available, contact Dixon for more information

Specification

- Recommended for steam service up to 450°F (232°C)

4 Bolt Type, 2 Gripping Fingers




Hose ID	Hose OD		Required Case Qty	Torque ft. lbs.	Zinc Plated Iron Part #
	from	to			
2"	2-32/64"	2-50/64"	4	60	BU29

NOTE: Products placed in blue plastic bin with label.

Dix-Lock® Coupler



Body Size	Threads	Required Case Qty	Part #
1/2"	3/4" barb	5	4NS6



Body Size	Threads	Required Case Qty	Part #
1/2"	3/4"-14 M-NPTF	5	4NM6



Body Size	Threads	Required Case Qty	Part #
1/2"	3/4"-14 F-NPTF	5	4NF6

Dix-Lock Plug



Body Size	Threads	Required Case Qty	Part #
1/2"	3/4"-14 F-NPTF	5	N4F6



Body Size	Threads	Required Case Qty	Part #
1/2"	3/4" barb	5	N4S6-LS



Body Size	Threads	Required Case Qty	Part #
1/2"	3/4" M-NPTF	5	N4M6-LS

Dual-Lock Coupler



Body Size	Threads	Required Case Qty	Part #
1/2"	3/4" barb	5	4PS6




Body Size	Threads	Required Case Qty	Part #
1/2"	3/4" M-NPTF	5	4PM6



Body Size	Threads	Required Case Qty	Part #
1/2"	3/4" F-NPTF	5	4PF6

Dual-Lock Plug



Body Size	Threads	Required Case Qty	Part #
1/2"	3/4" M-NPTF	5	P4M6

NOTE: Products placed in blue plastic bin with label.

Safety Check Valves

Applications

- Used in temporary plant/factory air lines, construction sites, shipyards or utilities
- Not for use in applications where 100% of the available air is required, i.e. sand blast, pile driving rigs, expansion joint blow down pipes, etc.

Features

- High flow valve provides optimum performance
- Controls excess air flow (SCFM) in only one direction
- Automatically senses change in air flow and shuts off the flow in the event of a surge in excess of valve flow rating thus preventing hose whip
- Does not prevent backflow

Materials


- Solid brass body and valve
- Stainless steel spring and roll pin

Specifications

- Maximum operating pressure: **350 PSI**
- Maximum temperature: **250°F (121°C)**

Approval

- Conforms to OSHA regulation 1926.302 (b) (7) requiring a safety device at the source of the air supply and at branch air lines



NPT & Hose ID Size	Cut-off Flow Rate (SCFM at 90 PSI)	Required Case Qty	Brass Part #
3/4"	132-148	4	SCVJ6
	160-180		SCVS6

NOTE: Products placed in blue plastic bin with label.

King Cable®

Application


- When hose, couplings or clamps fail, or there is an accidental separation of the assembly, King safety cables minimize damage to equipment and injuries to operators.

Features


- Must be installed in the extended position (no slack)
- Cable reaches across hose fittings to provide standby safety for hose
- Spring-loaded loops in the cable ends open easily to pass over the couplings for a firm grip on the hose
- No tools needed - easy to install and remove
- Cables shipped with safety restraint labels attached
- Highly resistant to rust and corrosion
- Hose-to-hose or hose-to-rigid outlet

Materials

- Wire rope: galvanized carbon steel
- Ferrules: aluminum
- Springs: galvanized carbon steel



Incorrect installation



Correct installation

Hose-to-Tool Service



Hose end

Tool end

Hose ID	Cable	Length	Maximum Working Pressure (PSI)	Required Case Qty	Steel Part #
1/2" - 1-1/4"	1/8"	20-1/4"	200	4	WSR1

Hose-to-Hose Service



Hose end

Hose end

Hose ID	Cable	Length	Maximum Working Pressure (PSI)	Required Case Qty	Steel Part #
1/2" - 1-1/4"	1/8"	20-1/4"	200	4	WB1
1-1/2" - 3"	1/4"	38"	200		WA2

In-Line Lubricators

Application

- Protects portable or stationary air tools by efficiently oiling the tool mechanisms; each time an air tool is operated a fine mist of oil is injected into it along with the air from the compressor

Features

- Installation is recommended within 25' of the tool to be lubricated, refer to the arrow for proper air flow direction
- Transparent sight disc allows visual inspection of oil level
- Oil flow regulated by screwdriver screw adjustment, minimum flow rate is 30 SCFM
- Not recommended for constant flow applications
- For reciprocating tools only
- Type of oil to use: any petroleum-based, non-detergent light weight oil (SAE 10/150SSU) which will readily break up into a mist, i.e., Mobil DTE light or comparable oil, do not use any synthetic oil or oils containing additives or solvents
- See bottom of this page for air tool lubricant



NPT Size	Oil Capacity	Maximum Working Pressure at ambient temperature (70°F)	Air Flow at 70 PSI	Required Case Qty	Aluminum Part #
1/2"	1.4 fluid oz.	500 PSI	30 SCFM	3	PL300

NOTE: Products placed in blue plastic bin with label.

Air Tool Lubricants

Application

- High-grade lubricant prolongs the service life of air tools, cylinders, and accessories

Features

- #10 weight lubricant
- Prohibits rust and removes moisture as it lubricates
- Non-corrosive, non-reactive, and does not decompose
- Easy pour spout helps prevent costly spills



Size	Required Case Qty	Part #
1 pint	2	DATLO16

Anti-Freeze Lubricants

Application

- Winter grade air tool lubricant prevents air line, air tool and in-line lubricator freeze-up

Feature

- Can be poured directly into tool or used with air line lubricators

Specification

- Minimum temperature -45°F (-43°C)



Size	Required Case Qty	Part #
1 pint	2	DATLO16W

Safety Vented Ball Valves

Application

- For air service only

Specification

- Pressure rating: 0-125 PSI

Features


- Blow-out proof stem design
- Adjustable packing gland

Approval

- Vent downstream air in accordance with OSHA regulation 1910.147 for pneumatic systems

Materials

- Bronze valve
- Chromium plated ball
- RTFE seats and stuffing box ring



sliding lock mechanism

Female NPT	Port	Required Case Qty	Bronze Part #
3/4"	standard	3	BBV75LV

NOTE: Products placed in blue plastic bin with label.

Whip Hose

Description	Required Case Qty	Part #
Whip hose 1/2" x 6', Air King® x 7/8" threaded bent stem	1	WH50X6AKBS87

Description	Required Case Qty	Part #
Whip hose 1/2" x 6', Air King x 1/2" threaded bent stem	1	WH50X6AKBS50

Description	Required Case Qty	Part #
Whip hose 3/4" x 6', Air King x 3500 nipple	1	WH75X6AK35



Sign Holder

Description	Required Case Qty	Part #
End cap sign holder	2	SIGNHOLDER



End Cap Sign

Description	Required Case Qty	Part #
Outside air end cap sign	1	OA-SIGN



Blue Bins with Label

Description	Required Case Qty	Contents	Part #
Blue bins with label	1	S-12416 (2), S-13536 (13), S-12414 (5)	OA-BLU-BINS



PVC Tubing and Hose Cutters



Features

- Rugged construction cuts up to 3/4" tubing or hose
- Corrosion resistant hardened steel blade ensures straight, crisp cuts for optimum fit

Part #
TC97
TC97RB



Features

- Cuts low-pressure fabric reinforced hose up to 1" OD
- Reversible blade

Part #
HC90
HC90RB (replacement blade)



Features

- Cuts hose and tubing up to 1-7/8" OD
- Tough fiberglass reinforced handle
- Stainless steel blade

Part #
LHC95
LHC95RB (replacement blade)

American Made PTFE Tape (Purple)

Features

- Superior quality
- Not for use in oxygen applications

Specifications

- Temperature range: -450°F to 500°F (-268°C to 260°C)
- Thickness: 3.5 mil (0.0035 mm)



Size	Length	Part #
1/2"	520"	TTPM50-520
	700"	TTPM50-700
	1429"	TTPM50-1429
3/4"	520"	TTPM75-520
	700"	TTPM75-700
	1429"	TTPM75-1429
1"	520"	TTPM100-520
	700"	TTPM100-700
	1429"	TTPM100-1429

Industrial PTFE Tape (White)


Feature

- Not for use in oxygen applications

Specifications

- Thickness: 3.5 mil (0.0035 mm)
- Temperature range: -212°F to 500°F (-136°C to 260°C)

Size	Length	Part #	Optional Qty
1/2"	260"	TTA50	550
	520"	TTB50	500
	1296"	TTC50	250
3/4"	260"	TTA75	350
	520"	TTB75	350
1"	520"	TTB100	250



Stainless Steel PTFE Tape (Gray)

Application

- Useful on stainless steel threaded joints or connections

Features

- Not for use in oxygen applications
- PTFE with nickel added, nickel acts like a ball bearing
- Made in the U.S.

Specifications

- Thickness: 4 mil
- Temperature range: -450°F to 550°F (-268°C to 288°C)

Size	Length	Part #	Optional Qty
1/2"	260"	TTA50SS	10



Industrial Heavy Duty PTFE Tape (Pink)

Feature

- Not for use in oxygen applications

Specifications

- Thickness: 4 mil
- Temperature range: -400°F to 500°F (-240°C to 260°C)

Size	Length	Part #	Optional Qty
1/2"	540"	TTBP50	500



PTFE Tape for LP Gas (Yellow)

Features

- Not for use in oxygen applications
- Underwriters Listed

Specifications

- Thickness: 4 mil
- Maximum temperature: 500°F (260°C)

Size	Length	Part #	Optional Qty
1/2"	260"	TTA50LP	500



Thread Sealant Paste



Application

- Do not use with oxygen

Specification

- Temperature range: -300°F to 500°F (-184°C to 260°C)

Size	Part #	Optional Qty
1/4 pint	LCTS14	24
1/2 pint	LCTS1	24
1 pint	LCTS2	12
1 quart	LCTS3	12

Joint Sealant Gasket Material

Features

- GORE-TEX interchangeable
- Form-In-Place expanded PTFE gasket material with adhesive backing
- Manufactured from 100% virgin PTFE
- Unaffected by all common chemicals (pH from 0-14)
- Unlimited shelf life
- Resilient with low cold flow
- Requires less force than standard gasket materials
- Made in the USA
- Larger spools are available, consult Dixon® for price and availability



Specifications

- Pressure range: **vacuum to 3000 PSI**
- Temperature range: -450°F to 600°F (-268°C to 316°C)

Approval

- FDA compliant #21CFR177.1550

Size	Length	Part #
1/4"	20'	LCJS4-20
1/4"	50'	LCJS4-50
3/8"	25'	LCJS6-25
1/2"	15'	LCJS8-15
3/4"	15'	LCJS12-15

Leak Detector

Application

- Detects leaks by forming bubbles which remain for up to ten minutes

Features

- Will not cause corrosion or deterioration
- Color: fluorescent yellow
- Non-toxic, non-freezing

Specification

- Temperature range: -7°F to 180°F (-20°C to 82°C)

Approval

- Meets Federal specification MIL-L-25567-C



Size	Part #	Case Qty
8 oz.	LCLD	24

Dixon® Coupling Lubricant

Application

- For use in assembly operations involving natural or synthetic rubber or plastic, also an excellent lubricant when rubber or plastic needs to be cut, machined, pressed, turned, trimmed or ground

Features

- Biodegradable lubricant for coupling shanks, O-rings, hoses, sleeves, rubber washers and grommets
- Once coupling lubricant dries, slipping action goes away



Size	Part #
1 liter	DCL20
4 liters	DCL80

WD-40 Smart Straw

Features

- Permanently attached straw
- Flip up for a precision spray; flip down for regular spray action
- Sold in case quantities only
- Should not be used as a lubricant for coupling shanks



Size	Part #	Case Qty
11 oz.	WD40	12

Rapp-it Pipe Repair Kit Display

Features

- Rapp-It pipe repair kit not included
- Displays up to six Rapp-It repair kits
- Display box must be assembled by customer



Size	Description	Part #
9-1/2" L x 11-1/2" W x 16" H	Display includes box, 30 full-color repair kit product flyer's, and one pipe sample; Repair kit product is not included, see display fill	RAPDISPLAY
---	Display fill includes 2 repair kits of each size (10 kits total); display not included	RAPDISPLAYFILL


Clamp Rack

Size

- Rack with clamps contains 9 clamp sizes with diameter ranges from 7/32" to 2-3/4"

Features

- Sign identifies each clamp size and diameter range
- Clamps included are: 30 of part# MH4, 30 of part# MH6, 20 of part# HS10, 20 of part# HS12, 20 of part# HS20, 20 of part# HS24, 20 of part# HS28, 20 of part# HS32, 20 of part# HS36



Material

- Top load metal rack made of nickel plated steel rods with enameled steel sign

Description	Required Case Qty	Part #
With 200 clamps	1	CRWC

Shelving



Part #	Required Piece Qty	Description
RETAILENDCAP	1	End cap with shelving

End Cap Display



Part #	Required Piece Qty	Description
ENDCAPSNGSD	1	End cap

End Cap Shelving



Part #	Required Piece Qty	Description
ENDCAPSHELVES	2	End cap shelving

Sign Holder



Description	Required Case Qty	Part #
End cap sign holder	2	SIGNHOLDER

Limited Warranty

DIXON VALVE & COUPLING COMPANY, LLC (herein called "Dixon") warrants the products described herein and manufactured by Dixon to be free from defects in material and workmanship for a period of one (1) year from date of shipment by Dixon under normal use and service. Its sole obligation under this warranty being limited to repairing or replacing, as hereinafter provided, at its option any product found to Dixon's satisfaction to be defective upon examination by it, provided that such product shall be returned for inspection to Dixon's factory within three (3) months after discovery of the defect. The repair or replacement of defective products will be made without charge for parts or labor. This warranty shall not apply to: (a) parts or products not manufactured by Dixon, the warranty of such items being limited to the actual warranty extended to Dixon by its supplier; (b) any product that has been subject to abuse, negligence, accident, or misapplication; (c) any product altered or repaired by others than Dixon; and (d) normal maintenance services and the replacement of service items (such as washers, gaskets, and lubricants) made in connection with such services. To the extent permitted by law, this limited warranty shall extend only to the buyer and any other person reasonably expected to use or consume the goods who is injured in person by any breach of the warranty. No action may be brought against Dixon for an alleged breach of warranty unless such action is instituted within one (1) year from the date the cause of action accrues. This limited warranty shall be construed and enforced to the fullest extent allowable by applicable law.

Other than the obligation of Dixon set forth herein, Dixon disclaims all warranties, express or implied, including but not limited to any implied warranties of merchantability or fitness for a particular purpose, and any other obligation or liability. The foregoing constitutes Dixon's sole obligation with respect to damages, whether direct, incidental, or consequential, resulting from the use or performance of the product.

Some products and sizes may be discontinued when stock is depleted or may require a minimum quantity for ordering.

Limits of Liability

This brochure is intended as a product offering. It is not intended to be a user or technical manual. Information in this brochure is subject to change without notice. All users and distributors of products sold through this brochure should contact Dixon with questions of use, compatibilities, coupling procedures, and life of product. Our full-time engineering and test staff are always available to recommend uses and to assist distributors and users with any questions.



Safety



Safety logos, which appear throughout our catalog, are used as a reminder that the user should carefully review for the appropriateness of the product for the media, application, and environment in which it will be used.

NOTE: Because of the health hazards associated with contamination and lead content in drinking water systems, Dixon couplings, unless otherwise specifically approved, are not recommended for potable water service and should not be used in applications where drinking water will contact the wetted surfaces of the coupling.

All Dixon products are shipped in cartons with the following warning:

"WARNING: This product contains lead, a chemical known to the State of California to cause cancer and birth defects or other reproductive harm."

Trademark

Delrin® and Zytel® are registered trademarks of E.I. duPont Nemours and Company.

Kalrez® is a registered trademark of DuPont Dow Elastomers.

All other trademarks appearing in the Dixon illustrated product list are the property of their respective owners.

Copyright

Copyright © 2024 by Dixon Valve & Coupling Company, LLC

All rights reserved. This book is copyrighted material. Use, reproduction or copying of it by anyone other than Dixon® is strictly forbidden without its express written consent.

NOTE: Reasonable care has been taken in preparing this catalog. Dixon Valve & Coupling Company, LLC reserves the right to make corrections.

