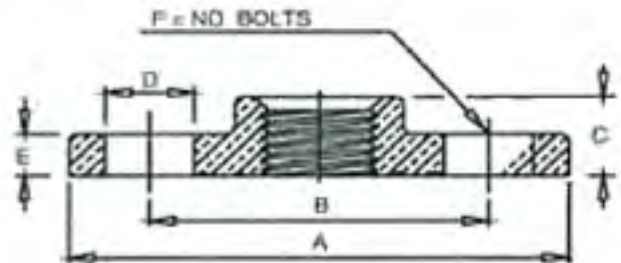


DIMENSIONAL SPECIFICATIONS

LEADED DOMESTIC BRASS FLANGES** 150 LB.

COMPANION FLANGE

Part #	Size (IN.)	Approx. Net WT. (LB.)	A	B	C	D	E	F
235-08	1/2	1.05	3.50	2.38	0.59	0.63	0.31	4
235-12	3/4	1.25	3.88	2.75	0.62	0.63	0.34	4
235-16	1	1.85	4.25	3.12	0.69	0.63	0.38	4
235-20	1-1/4	2.10	4.62	3.50	0.81	0.63	0.41	4
235-24	1-1/2	2.75	5.00	3.88	0.88	0.63	0.44	4
235-32	2	4.10	6.00	4.75	1.00	0.75	0.50	4
235-40	2-1/2	7.10	7.00	5.50	1.12	0.75	0.56	4
235-48	3	7.80	7.50	6.00	1.19	0.75	0.62	4
235-56	3-1/2	10.60	8.50	7.00	1.25	0.75	0.69	8
235-64	4	11.55	9.00	7.50	1.31	0.75	0.69	8
235-80	5	15.95	10.00	8.50	1.44	0.88	0.75	8
235-96	6	18.05	11.00	9.50	1.56	0.88	0.81	8



** ⚠️ WARNING: This product can expose you to Lead, which is known to the State of California to cause cancer and birth defects or other reproductive harm. For more information go to www.P65Warnings.ca.gov. This product is not for use in potable water.

MERIT
BRASS

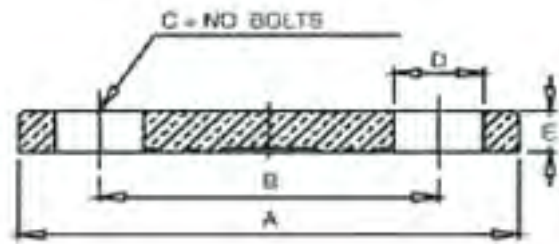
DIRECTING THE FLOW OF *Quality*

DIMENSIONAL SPECIFICATIONS

LEADED DOMESTIC BRASS FLANGES** 150 LB.

BLIND FLANGE

Part #	Size (IN.)	Approx. Net WT. (LB.)	A	B	C	D	E
235B-12	3/4	1.20	3.88	2.75	4	0.63	0.34
235B-16	1	1.65	4.25	3.12	4	0.63	0.38
235B-20	1-1/4	2.30	4.62	3.50	4	0.63	0.41
235B-24	1-1/2	3.50	5.00	3.88	4	0.63	0.44
235B-32	2	4.55	6.00	4.75	4	0.75	0.50
235B-40	2-1/2	7.15	7.00	5.50	4	0.75	0.56
235B-48	3	11.59	7.50	6.00	4	0.75	0.62
235B-64	4	12.90	9.00	7.50	8	0.75	0.69
235B-96	6	23.50	11.00	9.50	8	0.88	0.81



** ⚠ WARNING: This product can expose you to Lead, which is known to the State of California to cause cancer and birth defects or other reproductive harm. For more information go to www.P65Warnings.ca.gov. This product is not for use in potable water.

MERIT
BRASS

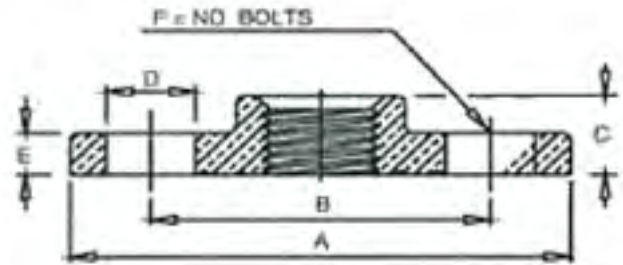
DIRECTING THE FLOW OF *Quality*

DIMENSIONAL SPECIFICATIONS

LEADED DOMESTIC BRASS FLANGES** 300 LB.

COMPANION FLANGE

Part #	Size (IN.)	Approx. Net WT. (LB.)	A	B	C	D	E	F
237-16	1	3.00	4.88	3.50	0.69	0.75	0.59	4
237-20	1-1/4	3.90	5.25	3.88	0.81	0.75	0.62	4
237-24	1-1/2	5.65	6.12	4.50	0.88	0.88	0.69	4
237-32	2	6.50	6.50	5.00	1.00	0.75	0.75	8
237-40	2-1/2	9.45	7.50	5.88	1.12	0.88	0.81	8
237-48	3	12.10	8.25	6.62	1.19	0.88	0.91	8
237-64	4	21.30	10.00	7.88	1.31	0.88	1.06	8
237-80	5	26.10	11.00	9.25	1.44	0.88	1.12	8
237-96	6	32.20	12.50	10.62	1.56	0.88	1.19	8



** ⚠ WARNING: This product can expose you to Lead, which is known to the State of California to cause cancer and birth defects or other reproductive harm. For more information go to www.P65Warnings.ca.gov. This product is not for use in potable water.

MERIT
BRASS

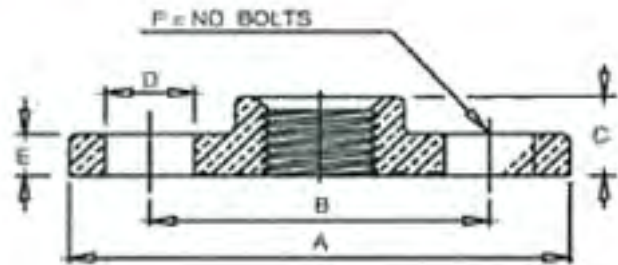
DIRECTING THE FLOW OF *Quality*

DIMENSIONAL SPECIFICATIONS

LEADED IMPORT BRASS FLANGES** 150 LB.

COMPANION FLANGE

Part #	Size (IN.)	Approx. Net WT. (LB.)	A	B	C	D	E	F
X235-08	1/2	0.81	3.50	2.38	0.59	0.63	0.31	4
X235-12	3/4	1.10	3.88	2.75	0.62	0.63	0.34	4
X235-16	1	1.47	4.25	3.12	0.69	0.63	0.38	4
X235-20	1-1/4	1.97	4.62	3.50	0.81	0.63	0.41	4
X235-24	1-1/2	2.53	5.00	3.88	0.88	0.63	0.44	4
X235-32	2	3.83	6.00	4.75	1.00	0.75	0.50	4
X235-40	2-1/2	6.05	7.00	5.50	1.12	0.75	0.56	4
X235-48	3	7.44	7.50	6.00	1.19	0.75	0.62	4
X235-64	4	11.59	9.00	7.50	1.31	0.75	0.69	8
X235-80	5	14.06	10.00	8.50	1.44	0.88	0.75	8
X235-96	6	17.46	11.00	9.50	1.56	0.88	0.81	8



** ⚠️ **WARNING:** This product can expose you to Lead, which is known to the State of California to cause cancer and birth defects or other reproductive harm. For more information go to www.P65Warnings.ca.gov. This product is not for use in potable water.

MERIT BRASS

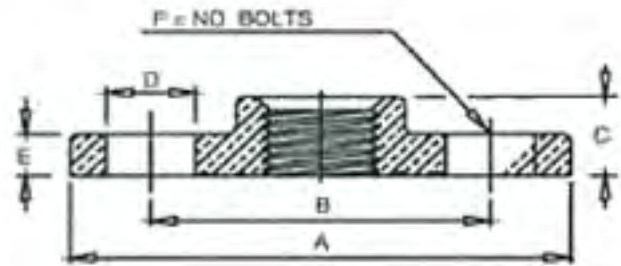
DIRECTING THE FLOW OF *Quality*

DIMENSIONAL SPECIFICATIONS

LEAD-FREE DOMESTIC BRASS FLANGES* 150 LB.

COMPANION FLANGE

Part #	Size (IN.)	Approx. Net WT. (LB.)	A	B	C	D	E	F
NL235-08	1/2	0.97	3.50	2.38	0.59	0.63	0.31	4
NL235-12	3/4	1.46	3.88	2.75	0.62	0.63	0.34	4
NL235-16	1	1.78	4.25	3.12	0.69	0.63	0.38	4
NL235-20	1-1/4	2.12	4.62	3.50	0.81	0.63	0.41	4
NL235-24	1-1/2	2.54	5.00	3.88	0.88	0.63	0.44	4
NL235-32	2	4.09	6.00	4.75	1.00	0.75	0.50	4
NL235-40	2-1/2	5.97	7.00	5.50	1.12	0.75	0.56	4
NL235-48	3	7.72	7.50	6.00	1.19	0.75	0.62	4
NL235-64	4	11.10	9.00	7.50	1.31	0.75	0.69	8
NL235-80	5	11.94	10.00	8.50	1.44	0.88	0.75	8
NL235-96	6	15.44	11.00	9.50	1.56	0.88	0.81	8



*Conforms with lead content requirements for lead-free plumbing as defined by the U.S. Safe Drinking Water Act. Certified <0.25 weighted average % lead.



MERIT BRASS

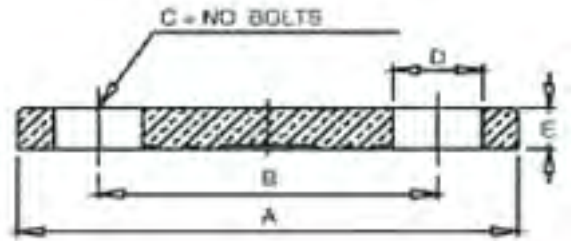
DIRECTING THE FLOW OF *Quality*

DIMENSIONAL SPECIFICATIONS

LEAD-FREE DOMESTIC BRASS FLANGES* 150 LB.

BLIND FLANGE

Part #	Size (IN.)	Approx. Net WT. (LB.)	A	B	C	D	E
NL235B-32	2	4.20	6.00	4.75	4	0.75	0.50
NL235B-48	3	8.23	7.50	6.00	4	0.75	0.62



*Conforms with lead content requirements for lead-free plumbing as defined by the U.S. Safe Drinking Water Act. Certified <0.25 weighted average % lead.



MERIT BRASS

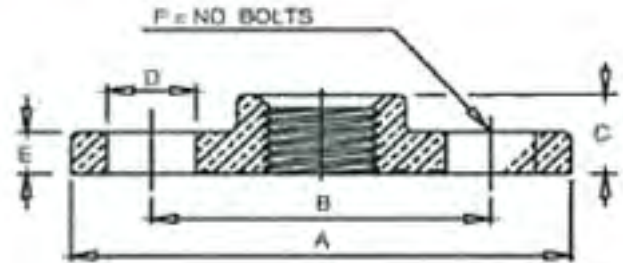
DIRECTING THE FLOW OF *Quality*

DIMENSIONAL SPECIFICATIONS

LEAD-FREE DOMESTIC BRASS FLANGES* 300 LB.

COMPANION FLANGE

Part #	Size (IN.)	Approx. Net WT. (LB.)	A	B	C	D	E	F
NL237-48	3	11.60	8.25	6.62	1.19	0.88	0.91	8
NL237-64	4	20.00	10.00	7.88	1.31	0.88	1.06	8



*Conforms with lead content requirements for lead-free plumbing as defined by the U.S. Safe Drinking Water Act. Certified <0.25 weighted average % lead.



MERIT BRASS

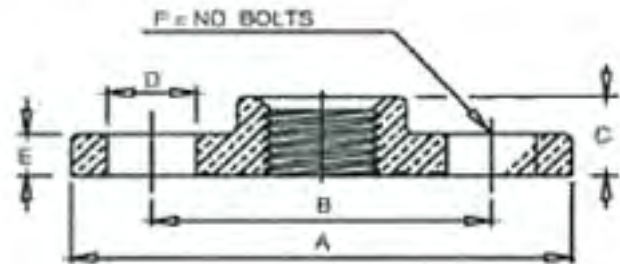
DIRECTING THE FLOW OF *Quality*

DIMENSIONAL SPECIFICATIONS

LEAD-FREE IMPORT BRASS FLANGES* 150 LB.

COMPANION FLANGE

Part #	Size (IN.)	Approx. Net WT. (LB.)	A	B	C	D	E	F
XNL235-08	1/2	0.81	3.50	2.38	0.59	0.63	0.31	4
XNL235-12	3/4	1.10	3.88	2.75	0.62	0.63	0.34	4
XNL235-16	1	1.47	4.25	3.12	0.69	0.63	0.38	4
XNL235-20	1-1/4	1.97	4.62	3.50	0.81	0.63	0.41	4
XNL235-24	1-1/2	2.53	5.00	3.88	0.88	0.63	0.44	4
XNL235-32	2	3.83	6.00	4.75	1.00	0.75	0.50	4
XNL235-40	2-1/2	6.05	7.00	5.50	1.12	0.75	0.56	4
XNL235-48	3	7.44	7.50	6.00	1.19	0.75	0.62	4
XNL235-64	4	11.59	9.00	7.50	1.31	0.75	0.69	8



*Conforms with lead content requirements for lead-free plumbing as defined by the U.S. Safe Drinking Water Act. Certified <0.25 weighted average % lead.



MERIT BRASS

DIRECTING THE FLOW OF *Quality*