LESSO® America

PVC Schedule 40 Fittings and PVC DWV Fittings Technical Manual

LESSO AMERICA,INC.

Contents

Methods Of Designating Inlets Of Fittings 01
Standards 02
PVC SCH40 Fittings 03-34
PVC DWV Fittings 35-60
Materials 61
MSDS 62-64
Product Physical Characters 65
Product Chemical Resistance Information . 66-73
Handling And Storage 74
Solvent Cement Joint Procedure 75-77
Special Consideration In Installation 78
Limited Warranty 79

Column Header Information

Each product column header label identifies the following product particulars:
Part Number: the number used to order the part.
Size: nominal diameter of pipe with which the fitting is to be used.
NOTE: Fittings may be same size (only one size designation) or reducing (multiple sizes designated).
Standard Pack (Std Pk) the quantity of parts packaged in an individual box or bag.
Master Carton (Mstr Ctn) the total quantity of parts contained in individual boxes or bags which are packaged together.

Methods of Designating Inlets of Fittings

PVC Schedule 40 Fittings

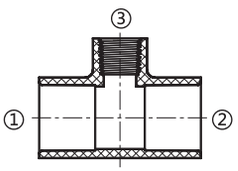
TEE

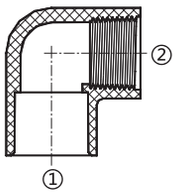
90° ELL

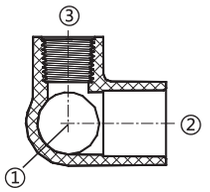
SIDE OUTLET ELL

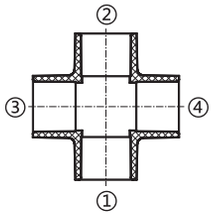
CROSS

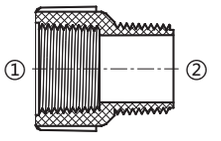
RISER EXTENSION

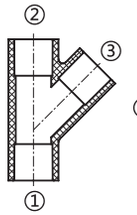
WYE

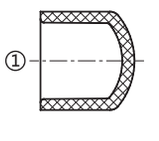
CAP

PVC DWV Fittings

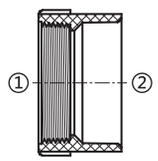
FEMALE ADAPTER

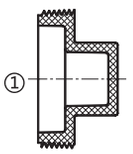
CLEANOUT PLUG

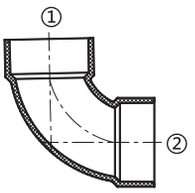
1/4 BEND

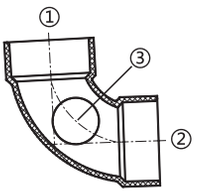
1/4 BEND WITH SIDE INLET

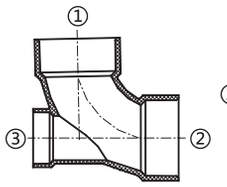
1/4 BEND W/ LOW HEEL INLET

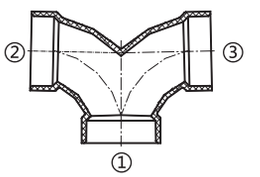
DOUBLE 1/4 BEND

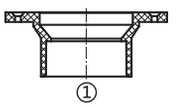
CLOSET FLANGE

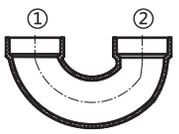
RETURN BEND

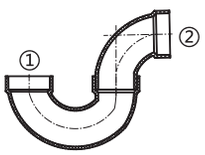
P–TRAP

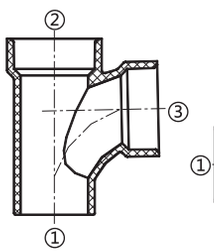
SANITARY TEE, STREET

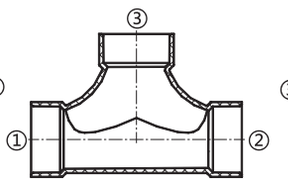
2–WAY CLEANOUT

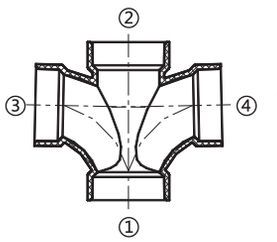
DOUBLE SANITARY TEE

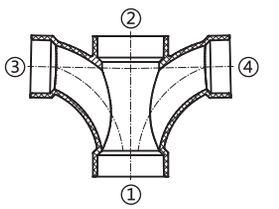
DOUBLE FIXTURE FITTING

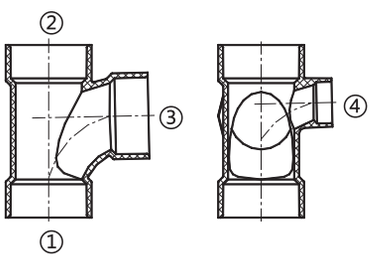
SANITARY TEE W/ LEFT SIDE INLET

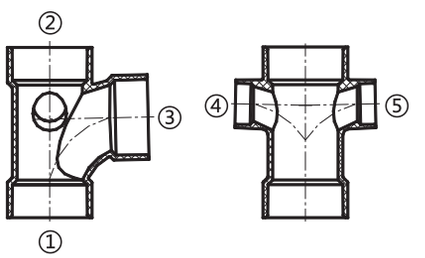
SANITARY TEE W/ R & L SIDE INLETS

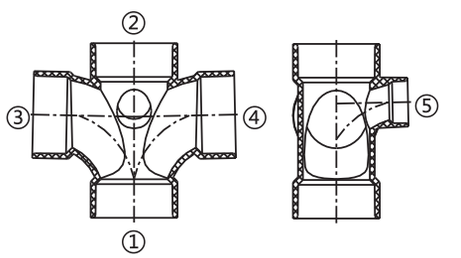
DOUBLE SANITARY TEE, W/SIDE INLET

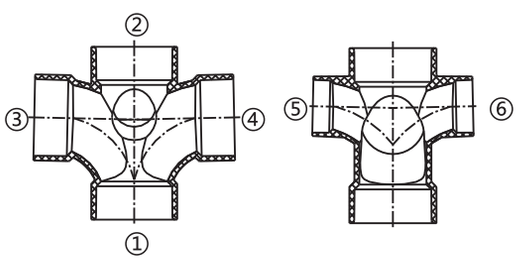
DOUBLE SANITARY TEE W/ R&L SIDE INLETS

Introduction

The booklet presents technical informations referential to design, storage and installation of LESSO America PVC fittings.

The booklet just set out a referential advice or method of installation based on LESSO America's experiences and other publications such as Handbook of PVC Pipe Design and Construction (Issued by Uni–bell PVC Pipe Association).

Readers must decided by yourself whether any advice or recommended method or data should be taken or not. It is not our intention that the guide should assume the responsibility unless the engineer so directs the installer.

No representations, guarantees of warranties of any kind are made as to its accuracy, suitability for particular applications or results to be obtained therefrom. For verification of technical or additional information not contained herein, please contact LESSO America customer service departments.

Note: LESSO America PVC fittings are not for distribution or transportation of compressed air or gas, as well as not for test.

Standards

ASTM D2466

This specification covers poly(vinyl chloride) (PVC) Schedule 40 pipe fittings. Included are requirements for materials, workmanship, dimensions, and burst pressure.

ASTM D1784

This specification covers rigid PVC and CPVC compounds intended for general purpose use in extruded or molded form—including pressure piping applications and nonpressure piping applications—composed of poly(vinyl chloride), chlorinated poly(vinyl chloride), or vinyl chloride copolymers containing at least 80 % vinyl chloride, and the necessary compounding ingredients. The compounding ingredients shall be permitted to consist of lubricants, stabilizers, non-poly(vinyl chloride) resin modifiers, pigments, and inorganic fillers.

CSA B181.2

This standard covers thermoplastic nonpressure piping, including
(a) drain, waste, and vent pipe and pipe fittings;
(b) sewer and storm pipe and pipe fittings;
(c) accessories such as factory-assembled expansion joints, closet flanges, backwater valves, and cleanouts.

ASTM D2665

This specification covers requirements and test methods for materials, dimensions and tolerances, pipe stiffness, crush resistance, impact resistance, and solvent cement for poly(vinyl chloride) plastic drain, waste, and vent pipe and fittings. Aform of marking is also included. Plastic which does not meet the material requirements specified in Section 5 is excluded. Installation procedures are given in the Appendix.

NOTE: DO NOT USE OR TEST THE PRODUCTS IN THIS CATALOG WITH COMPRESSED AIR OR OTHER GASES. FAILURE TO FOLLOW THIS WARNING CAN RESULT IN PERSONAL INJURY OR DAMAGE TO PROPERTY.

PVC SCH40 Fittings

TEE (SOC × SOC× SOC)

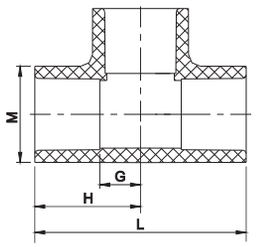

Part Number	Size(in)	G	H	L	M	Weight (Lbs)
401-003	3/8	7/16	1-3/16	2-3/8	7/8	0.042
401-005	1/2	15/32	1-1/4	2-1/2	1-1/8	0.062
401-007	3/4	9/16	1-9/16	3-1/8	1-11/32	0.101
401-010	1	23/32	1-27/32	3-11/16	1-5/8	0.179
401-012	1-1/4	29/32	2-5/32	4-11/32	2	0.238
401-015	1-1/2	1	2-5/16	4-21/32	2-1/4	0.313
401-020	2	1-1/4	2-21/32	5-5/16	2-3/4	0.472
401-025	2-1/2	1-9/16	3-11/32	6-11/16	3-11/32	0.915
401-030	3	1-7/8	3-3/4	7-17/32	4	1.323
401-040	4	2-11/32	4-3/8	8-25/32	5-1/16	2.191
401-050	5	3-1/16	6-5/32	12-9/32	6-1/8	4.248
401-060	6	3-1/2	6-31/32	13-15/16	7-5/16	5.864
401-080	8	4-21/32	8-11/16	17-13/32	9-3/8	11.894
401-100	10	5-13/16	10-7/8	21-23/32	11-11/16	22.728
401-120	12	6-15/16	12-31/32	25-15/16	13-7/8	37.190

PVC SCH40 Fittings

REDUCING TEE
(SOC × SOC× SOC)

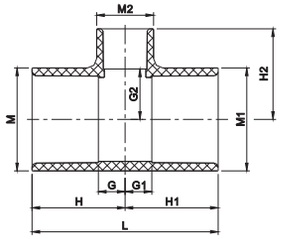

Part Number	Size(in)	G	G1	G2	H	H1	H2	L	M	M1	M2	Weight (Lbs)
401-053	3/8×3/8×1/2	9/16	9/16	½	1-5/16	1-5/16	1-1/4	2-19/32	7/8	7/8	1-3/32	0.053
401-074	1/2×1/2×3/4	9/16	9/16	9/16	1-5/16	1-5/16	1-9/16	2-5/8	1-1/16	1-1/16	1-5/16	0.075
401-075	1/2×1/2×1	25/32	25/32	17/32	1-17/32	1-17/32	1-11/16	3-1/16	1-1/8	1-1/8	1-21/32	0.112
401-094	3/4×1/2×1/2	9/16	1/2	21/32	1-9/16	1-9/32	1-13/32	2-27/32	1-5/16	1-3/32	1-3/32	0.077
401-095	3/4×1/2×3/4	11/16	11/16	5/8	1-11/16	1-15/32	1-5/8	3-5/32	1-5/16	1-3/32	1-5/16	0.106
401-101	3/4×3/4×1/2	1/2	1/2	21/32	1-1/2	1-1/2	1-7/16	2-31/32	1-5/16	1-5/16	1-1/8	0.090
401-102	3/4×3/4×1	21/32	21/32	19/32	1-11/16	1-11/16	1-25/32	3-11/32	1-5/16	1-5/16	1-21/32	0.148
401-122	1×1/2×1	25/32	3/4	3/4	1-29/32	1-17/32	1-7/8	3-7/16	1-5/8	1-3/32	1-5/8	0.146
401-124	1×3/4×1/2	17/32	17/32	25/32	1-21/32	1-17/32	1-9/16	3-3/16	1-5/8	1-5/16	1-3/32	0.119
401-125	1×3/4×3/4	21/32	5/8	25/32	1-25/32	1-5/8	1-25/32	3-13/32	1-5/8	1-5/16	1-5/16	0.148
401-126	1×3/4×1	3/4	25/32	3/4	1-7/8	1-25/32	1-7/8	3-21/32	1-5/8	1-5/16	1-5/8	0.152
401-130	1×1×1/2	17/32	17/32	3/4	1-21/32	1-21/32	1-17/32	3-11/32	1-5/8	1-5/8	1-3/32	0.132
401-131	1×1×3/4	11/16	11/16	25/32	1-13/16	1-13/16	1-25/32	3-5/8	1-21/32	1-21/32	1-11/32	0.161
401-132	1×1×1-1/4	1-1/32	1-1/32	13/16	2-5/32	2-5/32	2-3/32	4-11/32	1-5/8	1-5/8	1-31/32	0.221
401-133	1×1×1-1/2	1-1/8	1-1/8	27/32	2-1/4	2-1/4	2-5/32	4-1/2	1-5/8	1-5/8	2-7/32	0.244
401-134	1×1×2"	1-7/16	1-7/16	27/32	2-9/16	2-9/16	2-7/32	5-1/8	1-5/8	1-5/8	2-23/32	0.300
401-156	1-1/4×1×1/2	1/2	1/2	31/32	1-25/32	1-21/32	1-23/32	3-7/16	1-31/32	1-5/8	1-3/32	0.154
401-157	1-1/4×1×3/4	21/32	21/32	31/32	1-29/32	1-25/32	1-31/32	3-11/16	1-31/32	1-5/8	1-5/16	0.179
401-158	1-1/4×1×1	13/16	13/16	31/32	2-3/32	1-15/16	2-3/32	4-1/32	1-32/32	1-5/8	1-5/8	0.212
401-166	1-1/4×1-1/4×1/2	1/2	1/2	31/32	1-25/32	1-25/32	1-23/32	3-9/16	1-31/32	1-31/32	1-3/32	0.176
401-167	1-1/4×1-1/4×3/4	5/8	5/8	31/32	1-29/32	1-29/32	1-31/32	3-13/16	2	2	1-11/32	0.192
401-168	1-1/4×1-1/4×1	25/32	25/32	31/32	2-1/16	2-1/16	2-3/32	4-1/8	2	2	1-21/32	0.227
401-169	1-1/4×1-1/4×1-1/2	1-1/8	1-1/8	1	2-13/32	2-13/32	2-5/16	4-13/16	1-31/32	1-31/32	2-7/32	0.294
401-199	1-1/2×1-1/4×1/2	17/32	17/32	1-1/32	1-27/32	1-25/32	1-13/16	3-5/8	2-7/32	1-31/32	1-3/32	0.196
401-201	1-1/2×1-1/4×3/4	5/8	5/8	1-3/16	1-15/16	1-29/32	2-7/32	3-27/32	2-7/32	1-31/32	1-5/16	0.225

NOTE: DO NOT USE OR TEST THE PRODUCTS IN THIS CATALOG WITH COMPRESSED AIR OR OTHER GASES. FAILURE TO FOLLOW THIS WARNING CAN RESULT IN PERSONAL INJURY OR DAMAGE TO PROPERTY.

PVC SCH40 Fittings

REDUCING TEE
(SOC × SOC× SOC)

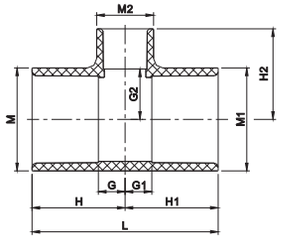

Part Number	Size(in)	G	G1	G2	H	H1	H2	L	M	M1	M2	Weight (Lbs)
401-202	1-1/2×1-1/4×1	23/32	23/32	1-5/32	2-1/32	2	2-9/32	4-1/32	2-7/32	1-31/32	1-5/8	0.247
401-203	1-1/2×1-1/4×1-1/4	1	1	1-1/8	2-1/4	2-5/16	2-3/8	4-9/16	1-31/32	2-7/32	1-31/32	0.290
401-209	1-1/2×1-1/2×1/2	17/32	17/32	1-1/16	1-27/32	1-27/32	1-27/32	3-11/16	2-7/32	2-7/32	1-3/32	0.212
401-210	1-1/2×1-1/2×3/4	21/32	21/32	1-1/16	1-31/32	1-31/32	2-3/32	3-29/32	2-7/32	2-7/32	1-5/16	0.240
401-211	1-1/2×1-1/2×1	13/16	13/16	1-5/32	2-1/8	2-1/8	2-9/32	4-1/4	2-7/32	2-7/32	1-5/8	0.276
401-212	1-1/2×1-1/2×1-1/4	1	1	1-1/16	2-5/16	2-5/16	2-5/16	4-19/32	2-9/32	2-9/32	2	0.348
401-213	1-1/2×1-1/2×2	1-3/8	1-3/8	1-1/8	2-11/16	2-11/16	2-1/2	5-11/32	2-7/32	2-7/32	2-23/32	0.396
401-233	2×1×2	1-3/8	1-3/8	1-11/32	2-25/32	2-1/2	2-3/4	5-9/32	2-23/32	1-5/8	2-23/32	0.456
401-238	2×1-1/2×3/4	21/32	21/32	1-13/32	2-1/32	1-31/32	2-13/32	4	2-23/32	2-7/32	1-5/16	0.278
401-239	2×1-1/2×1	25/32	25/32	1-11/32	2-3/16	2-3/32	2-15/32	4-9/32	2-23/32	2-7/32	1-5/8	0.313
401-241	2×1-1/2×1-1/2	1-1/16	1-1/16	1-3/8	2-7/16	1-1/16	2-11/16	4-13/16	2-23/32	2-7/32	2-7/32	0.373
401-247	2×2×1/2	17/32	17/32	1-5/16	1-29/32	1-29/32	2-3/32	3-27/32	2-23/32	2-23/32	1-3/32	0.282
401-248	2×2×3/4	5/8	5/8	1-5/16	2-1/32	2-1/32	2-5/16	4-1/32	2-23/32	2-23/32	1-5/16	0.311
401-249	2×2×1	25/32	25/32	1-5/16	2-5/32	2-5/32	2-7/16	4-11/32	2-23/32	2-23/32	1-5/8	0.342
401-250	2×2×1-1/4	31/32	31/32	1-9/32	2-3/8	2-3/8	2-9/16	4-3/4	2-23/32	2-23/32	1-31/32	0.392
401-251	2×2×1-1/2	1-1/16	1-1/16	1-9/32	2-7/16	2-7/16	2-19/32	4-29/32	2-23/32	2-23/32	2-7/32	0.401
401-287	2-1/2×2-1/2×1/2	9/16	9/16	1-11/16	2-11/32	2-11/32	2-7/16	4-11/16	3-5/16	3-5/16	1-3/32	0.531
401-288	2-1/2×2-1/2×3/4	21/32	21/32	1-11/16	2-7/16	2-7/16	2-11/16	4-7/8	3-5/16	3-5/16	1-5/16	0.562
401-289	2-1/2×2-1/2×1	13/16	13/16	1-19/32	2-19/32	2-19/32	2-23/32	5-3/16	3-5/16	3-5/16	1-5/8	0.608
401-290	2-1/2×2-1/2×1-1/4	31/32	31/32	1-9/16	2-3/4	2-3/4	2-27/32	5-1/2	3-5/16	3-5/16	1-31/32	0.653
401-291	2-1/2×2-1/2×1-1/2	1-1/8	1-1/8	1-19/32	2-29/32	2-29/32	2-29/32	5-25/32	3-5/16	3-5/16	2-7/32	0.694
401-292	2-1/2×2-1/2×2	1-11/32	1-11/32	1-19/32	3-1/8	3-1/8	2-31/32	6-1/4	3-5/16	3-5/16	2-23/32	0.786
401-333	3×3×1/2	5/8	5/8	1-29/32	2-17/32	2-17/32	2-11/16	5-1/16	3-31/32	3-31/32	1-3/32	0.754
401-334	3×3×3/4	3/4	3/4	1-15/16	2-5/8	2-5/8	2-15/16	5-9/32	3-31/32	3-31/32	1-5/6	0.802
401-335	3×3×1	7/8	7/8	1-15/16	2-25/32	2-25/32	3-1/16	5-9/16	3-31/32	3-31/32	1-5/8	0.847

NOTE: DO NOT USE OR TEST THE PRODUCTS IN THIS CATALOG WITH COMPRESSED AIR OR OTHER GASES.
FAILURE TO FOLLOW THIS WARNING CAN RESULT IN PERSONAL INJURY OR DAMAGE TO PROPERTY.

PVC SCH40 Fittings

REDUCING TEE
(SOC × SOC× SOC)

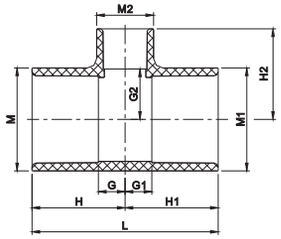

Part Number	Size(in)	G	G1	G2	H	H1	H2	L	M	M1	M2	Weight (Lbs)
401-336	3×3×1-1/4	1-1/16	1-1/16	1-15/16	2-15/16	2-15/16	3-7/32	5-29/32	3-31/32	3-31/32	1-31/32	0.932
401-337	3×3×1-1/2	1-3/16	1-3/16	1-29/32	3-3/32	3-3/32	3-7/32	6-3/16	3-31/32	3-31/32	2-7/32	0.944
401-338	3×3×2	1-11/32	1-11/32	2	3-1/4	3-1/4	3-3/8	6-1/2	3-31/32	3-31/32	2-23/32	1.036
401-339	3×3×2-1/2	1-11/16	1-11/16	2-1/32	3-19/32	3-19/32	3-13/16	7-7/32	3-31/32	3-31/32	3-5/16	1.275
401-416	4×4×3/4	21/32	21/32	2-11/32	2-23/32	2-23/32	3-11/32	5-13/32	5-1/32	5-1/32	1-5/16	1.124
401-417	4×4×1	13/16	13/16	2-3/8	2-27/32	2-27/32	3-1/2	5-23/32	5-1/32	5-1/32	1-5/8	1.168
401-418	4×4×1-1/4	1-1/32	1-1/32	2-13/32	3-1/16	3-1/16	3-11/16	6-1/8	5-1/32	5-1/32	1-31/32	1.279
401-419	4×4×1-1/2	1-5/32	1-5/32	2-13/32	3-1/16	3-1/16	3-23/32	6-3/8	5-1/32	5-1/32	2-7/32	1.349
401-420	4×4×2	1-11/32	1-11/32	2-17/32	3-3/8	3-3/8	3-29/32	6-3/4	5-1/32	5-1/32	2-23/32	1.499
401-422	4×4×3	1-32/32	1-31/32	2-1/2	4	4	4-13/32	8-1/32	5-1/32	5-1/32	3-31/32	1.936
401-486	5×5×2	1-11/32	1-11/32	3-1/16	4-7/16	4-7/16	4-15/32	8-27/32	6-1/8	6-1/8	2-23/32	2.546
401-488	5×5×3	2	2	3-1/16	5-1/16	5-1/16	4-31/32	10-1/8	6-1/8	6-1/8	3-31/32	3.086
401-490	5×5×4	2-17/32	2-17/32	3-1/16	5-19/32	5-19/32	5-1/8	11-3/16	6-1/8	6-1/8	5-1/32	3.510
401-528	6×6×2	1-3/8	1-3/8	3-15/32	4-27/32	4-27/32	4-7/8	9-11/16	7-5/16	7-5/16	2-25/32	3.825
401-530	6×6×3	2	2	3-9/16	5-15/32	5-15/32	5-7/16	10-15/16	7-5/16	7-5/16	4-1/16	4.653
401-532	6×6×4	2-17/32	2-17/32	3-5/8	6	6	5-21/32	12	7-5/16	7-5/16	5-3/32	5.124
401-582	8×8×4	2-17/32	2-17/32	4-21/32	6-9/16	6-9/16	6-11/16	13-1/8	9-3/8	9-3/8	5-3/32	7.780
401-585	8×8×6	3-5/8	3-5/8	4-21/32	7-21/32	7-21/32	7-3/4	15-5/16	9-3/8	9-3/8	7-5/16	9.709
401-624	10×10×4	2-17/32	2-17/32	5-25/32	7-9/16	7-9/16	7-27/32	15-1/8	11-11/16	11-11/16	5-3/32	13.445
401-626	10×10×6	3-5/8	3-5/8	5-13/16	8-21/32	8-21/32	8-7/8	17-5/16	11-11/16	11-11/16	7-5/16	15.997
401-628	10×10×8	4-21/32	4-21/32	5-13/16	9-23/32	9-23/32	9-27/32	19-13/32	11-11/16	11-11/16	9-13/32	18.698
401-664	12×12×4	2-17/32	2-17/32	6-29/32	8-17/32	8-17/32	8-15/16	17-3/32	13-7/8	13-7/8	5-3/32	20.741
401-666	12×12×6	3-5/8	3-5/8	6-7/8	9-21/32	9-21/32	9-31/32	19-9/32	13-7/8	13-7/8	7-5/16	23.821
401-668	12×12×8	4-21/32	4-21/32	6-7/8	10-11/16	10-11/16	10-15/16	21-3/8	13-7/8	13-7/8	9-13/32	27.104
401-670	12×12×10	5-13/16	5-13/16	6-7/8	11-27/32	11-27/32	11-15/16	23-21/32	13-7/8	13-7/8	11-11/16	31.526

NOTE: DO NOT USE OR TEST THE PRODUCTS IN THIS CATALOG WITH COMPRESSED AIR OR OTHER GASES. FAILURE TO FOLLOW THIS WARNING CAN RESULT IN PERSONAL INJURY OR DAMAGE TO PROPERTY.

PVC SCH40 Fittings

TEE (SOC × SOC × FIPT)

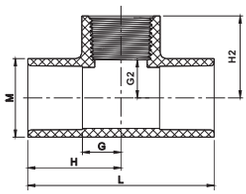

Part Number	Size(in)	G	G2	H	H2	L	M	Weight (Lbs)
402-005	1/2	15/32	17/32	1-1/4	1-1/4	2-1/2	1-3/32	0.066
402-007	3/4	5/8	5/8	1-5/8	1-3/8	3-9/32	1-3/8	0.106
402-010	1	13/16	25/32	1-15/16	1-11/16	3-27/32	1-5/8	0.187
402-012	1-1/4	29/32	1-5/32	2-3/16	2-5/32	4-11/32	1-31/32	0.273
402-015	1-1/2	1-1/32	1-1/4	2-11/32	2-1/4	4-21/32	2-7/32	0.340
402-020	2	1-5/16	1-15/32	2-11/16	2-1/2	5-13/32	2-23/32	0.503
402-025	2-1/2	1-1/2	1-19/32	3-9/32	2-31/32	6-9/16	3-5/16	0.961
402-030	3	1-3/4	1-7/8	3-21/32	3-3/8	7-5/16	3-31/32	1.395
402-040	4	2-9/32	2-3/8	4-11/32	3-15/16	8-21/32	5-3/32	2.456

NOTE: DO NOT USE OR TEST THE PRODUCTS IN THIS CATALOG WITH COMPRESSED AIR OR OTHER GASES.
FAILURE TO FOLLOW THIS WARNING CAN RESULT IN PERSONAL INJURY OR DAMAGE TO PROPERTY.

PVC SCH40 Fittings

REDUCING TEE
(SOC × SOC× FIPT)

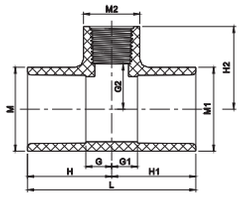

Part Number	Size(in)	G	G1	G2	H	H1	H2	L	M	M1	M2	Weight (Lbs)
402-071	1/2×1/2×1/8	5/16	5/16	17/32	1-3/32	1-3/32	1-1/32	2-5/32	1-3/32	1-3/32	5/8	0.049
402-072	1/2×1/2×1/4	3/8	3/8	9/16	1-5/32	1-5/32	1-1/8	2-9/32	1-3/32	1-3/32	13/16	0.055
402-074	1/2×1/2×3/4	21/32	21/32	9/16	1-7/16	1-7/16	1-5/16	2-7/8	1-3/32	1-3/32	1-5/16	0.085
402-094	3/4×1/2×1/2	½	9/16	11/16	1-1/2	1-11/32	1-13/32	2-27/32	1-5/16	1-3/32	1-3/32	0.088
402-095	3/4×1/2×3/4	21/32	25/32	21/32	1-11/16	1-9/16	1-13/32	3-7/32	1-5/16	1-3/32	1-5/16	0.107
402-101	3/4×3/4×1/2	17/32	17/32	11/16	1-17/32	1-17/32	1-13/32	3-1/16	1-5/16	1-5/16	1-3/32	0.097
402-124	1×3/4×1/2	17/32	17/32	13/16	1-21/32	1-17/32	1-17/32	3-3/16	1-5/8	1-5/16	1-3/32	0.119
402-125	1×3/4×3/4	9/16	11/16	13/16	1-11/16	1-11/16	1-9/16	3-3/8	1-5/8	1-5/16	1-5/16	0.132
402-130	1×1×1/2	1/2	1/2	7/8	1-5/8	1-5/8	1-19/32	3-1/4	1-5/8	1-5/8	1-3/32	0.137
402-131	1×1×3/4	21/32	21/32	13/16	1-25/32	1-25/32	1-9/16	3-9/16	1-5/8	1-5/8	1-5/16	0.157
402-156	1-1/4×1×1/2	19/32	19/32	1	1-7/8	1-23/32	1-23/32	3-19/32	1-31/32	1-5/8	1-3/32	0.172
402-157	1-1/4×1×3/4	13/16	3/4	1-1/32	2-3/32	1-7/8	1-25/32	3-31/32	1-31/32	1-5/8	1-5/16	0.192
402-158	1-1/4×1×1	13/16	13/16	1	2-3/32	1-15/16	1-29/32	4-1/32	1-31/32	1-5/8	1-5/8	0.216
402-166	1-1/4×1-1/4×1/2	7/16	7/16	1-1/16	1-23/32	1-23/32	1-25/32	3-13/32	1-31/32	1-31/32	1-3/32	0.179
402-167	1-1/4×1-1/4×3/4	19/32	19/32	1-1/16	1-7/8	1-7/8	1-13/16	3-23/32	1-31/32	1-31/32	1-5/16	0.205
402-168	1-1/4×1-1/4×1	21/32	21/32	1-1/16	1-15/16	1-15/16	1-31/32	3-27/32	1-31/32	1-31/32	1-5/8	0.231
402-199	1-1/2×1-1/4×½	19/32	19/32	1-1/8	1-29/32	1-7/8	1-27/32	3-25/32	2-7/32	1-31/32	1-3/32	0.212
402-201	1-1/2×1-1/4×3/4	11/16	5/8	1-5/32	2	1-29/32	1-29/32	3-29/32	2-7/32	1-31/32	1-5/16	0.225
402-202	1-1/2×1-1/4×1	7/8	7/8	1-5/32	2-3/16	2-5/32	2-1/16	4-11/32	2-7/32	1-31/32	1-5/8	0.271
402-209	1-1/2×1-1/2×1/2	7/16	7/16	1-3/16	1-3/4	1-3/4	1-29/32	3-1/2	2-7/32	2-7/32	1-3/32	0.207
402-210	1-1/2×1-1/2×3/4	21/32	21/32	1-5/32	1-31/32	1-31/32	1-7/8	3-15/16	2-7/32	2-7/32	1-5/16	0.234
402-211	1-1/2×1-1/2×1	11/16	11/16	1-3/16	2	2	2-3/32	4	2-7/32	2-7/32	1-5/8	0.260
402-212	1-1/2×1-1/2×1-1/4	1	1	1-5/32	2-5/16	2-5/16	2-5/32	4-5/8	2-7/32	2-7/32	1-31/32	0.324
402-239	2×1-1/2×1	27/32	27/32	1-3/8	2-1/4	2-5/32	2-9/32	4-13/32	2-23/32	2-7/32	1-5/8	0.337
402-247	2×2×1/2	21/32	21/32	1-13/32	2-1/16	2-1/16	2-1/8	4-3/32	2-23/32	2-23/32	1-3/32	0.302
402-248	2×2×3/4	21/32	21/32	1-3/8	2-1/16	2-1/16	2-1/8	4-3/32	2-23/32	2-23/32	1-5/16	0.309
402-249	2×2×1	13/16	13/16	1-31/32	2-3/16	2-3/16	2-5/16	4-13/32	2-23/32	2-23/32	1-5/8	0.357

NOTE: DO NOT USE OR TEST THE PRODUCTS IN THIS CATALOG WITH COMPRESSED AIR OR OTHER GASES. FAILURE TO FOLLOW THIS WARNING CAN RESULT IN PERSONAL INJURY OR DAMAGE TO PROPERTY.

PVC SCH40 Fittings

REDUCING TEE
(SOC × SOC× FIPT)

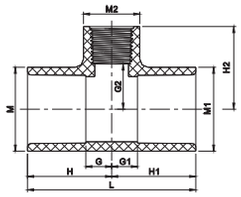

Part Number	Size(in)	G	G1	G2	H	H1	H2	L	M	M1	M2	Weight (Lbs)
402-250	2×2×1-1/4	1	1	1-3/8	2-3/8	2-3/8	2-3/8	4-25/32	2-23/32	2-23/32	1-31/32	0.414
402-251	2×2×1-1/2	1-1/16	1-1/16	1-3/8	2-7/16	2-7/16	2-3/8	4-29/32	2-23/32	2-23/32	2-7/32	0.437
402-287	2-1/2×2-1/2×1/2	1/2	1/2	1-11/16	2-9/32	2-9/32	2-13/32	4-9/16	3-5/16	3-5/16	1-3/32	0.520
402-288	2-1/2×2-1/2×3/4	13/16	13/16	1-11/16	2-19/32	2-19/32	2-7/16	5-3/16	3-5/16	3-5/16	1-5/16	0.595
402-289	2-1/2×2-1/2×1	1	1	1-23/32	2-25/32	2-25/32	2-5/8	5-9/16	3-5/16	3-5/16	1-5/8	0.664
402-290	2-1/2×2-1/2×1-1/4	1-1/32	1-1/32	1-25/32	2-13/16	2-13/16	2-25/32	5-5/8	3-5/16	3-5/16	1-31/32	0.699
402-291	2-1/2×2-1/2×1-1/2	1-1/16	1-1/16	1-25/32	2-27/32	2-27/32	2-25/32	5-11/16	3-5/16	3-5/16	2-7/32	0.705
402-292	2-1/2×2-1/2×2	1-1/2	1-1/2	1-27/32	3-9/32	3-9/32	2-7/8	6-9/16	3-5/16	3-5/16	2-23/32	0.873
402-333	3×3×1/2	19/32	19/32	2-1/16	2-1/2	2-1/2	2-25/32	5	3-31/32	3-31/32	1-3/32	0.763
402-334	3×3×3/4	13/16	13/16	2-1/32	2-23/32	2-23/32	2-25/32	5-7/16	3-31/32	3-31/32	1-5/16	0.841
402-335	3×3×1	31/32	31/32	2-1/32	2-7/8	2-7/8	2-15/16	5-3/4	3-31/32	3-31/32	1-5/8	0.899
402-336	3×3×1-1/4	1	1	2-1/32	2-29/32	2-29/32	3-1/32	5-13/16	3-31/32	3-31/32	1-31/32	0.922
402-337	3×3×1-1/2	1-7/32	1-7/32	2-1/8	3-1/8	3-1/8	3-1/8	6-1/4	3-31/32	3-31/32	2-7/32	1.034
402-338	3×3×2	1-1/2	1-1/2	2-1/8	3-13/32	3-13/32	3-5/32	6-13/16	4-1/32	4-1/32	2-25/32	1.138
402-416	4×4×3/4	11/16	11/16	2-9/16	2-23/32	2-23/32	3-5/16	5-7/16	5-1/32	5-1/32	1-5/16	1.157
402-417	4×4×1	27/32	27/32	2-5/8	2-7/8	2-7/8	3-17/32	5-25/32	5-1/32	5-1/32	1-5/8	1.226
402-418	4×4×1-1/4	1	1	2-17/32	3-1/16	3-1/16	3-17/32	6-3/32	5-1/32	5-1/32	1-31/32	1.345
402-419	4×4×1-1/2	1-1/8	1-1/8	2-1/2	3-5/32	3-5/32	3-1/2	6-11/32	5-1/32	5-1/32	2-7/32	1.401
402-420	4×4×2	1-3/8	1-3/8	2-3/4	3-13/32	3-13/32	3-25/32	6-13/16	5-1/32	5-1/32	2-23/32	1.554
402-422	4×4×3	2	2	2-17/32	4-1/32	4-1/32	4-1/32	8-3/32	5-1/32	5-1/32	3-31/32	1.958
402-490	5×5×4	2-17/32	2-17/32	3-1/16	5-19/32	5-19/32	4-21/32	11-3/16	6-1/8	6-1/8	5-1/32	3.574
402-525	6×6×1	1-3/8	1-3/8	3-5/8	4-27/32	4-27/32	4-17/32	9-11/16	7-5/16	7-5/16	1-25/32	4.045
402-528	6×6×2	1-3/8	1-3/8	3-5/8	4-27/32	4-27/32	4-21/32	9-11/16	7-5/16	7-5/16	2-7/8	3.985
402-530	6×6×3	1-31/32	1-31/32	3-21/32	5-7/16	5-7/16	5-5/32	10-7/8	7-5/16	7-5/16	4-1/16	4.636
402-532	6×6×4	2-1/2	2-1/2	3-21/32	5-31/32	5-31/32	5-1/4	11-15/16	7-5/16	7-5/16	5-3/32	5.221

NOTE: DO NOT USE OR TEST THE PRODUCTS IN THIS CATALOG WITH COMPRESSED AIR OR OTHER GASES.
FAILURE TO FOLLOW THIS WARNING CAN RESULT IN PERSONAL INJURY OR DAMAGE TO PROPERTY.

PVC SCH40 Fittings

TEE (SOC × FIPT × SOC)



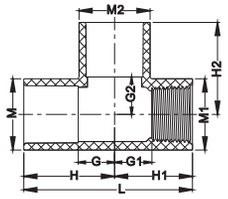

Part Number	Size(in)	G	G1	G2	H	H1	H2	L	M	M1	M2	Weight (Lbs)
403-005	1/2	9/16	5/8	9/16	1-11/32	1-11/32	1-11/32	2-11/16	1-3/32	1-3/32	1-3/32	0.074
403-007	3/4	21/32	11/16	11/16	1-11/16	1-7/16	1-11/16	3-1/8	1-5/16	1-5/16	1-5/16	0.111

90° STREET ELL (SPIG × FIPT)

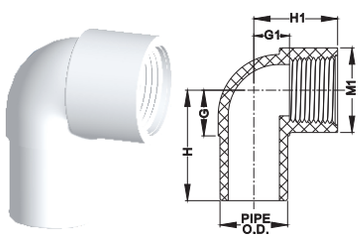

Part Number	Size (in)	G	G1	H	H1	M1	Weight (Lbs)
404-005	1/2	19/32	7/16	1-11/32	1-5/32	1-3/32	0.047
404-007	3/4	23/32	9/16	1-23/32	1-5/16	1-5/16	0.071

TEE (FIPT × FIPT× FIPT)

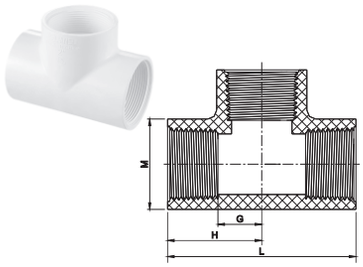

Part Number	Size (in)	G	H	L	M	Weight (Lbs)
405-005	1/2	17/32	1-1/4	2-1/2	1-3/32	0.082
405-007	3/4	5/8	1-3/8	2-3/4	1-5/16	0.112
405-010	1	25/32	1-11/16	3-3/8	1-5/8	0.205
405-012	1-1/4	31/32	1-31/32	3-15/16	1-31/32	0.304
405-015	1-1/2	1-3/32	2-3/32	4-7/32	2-7/32	0.381
405-020	2	1-11/32	2-3/8	4-23/32	2-23/32	0.547

90°ELL (SOC × FIPT)

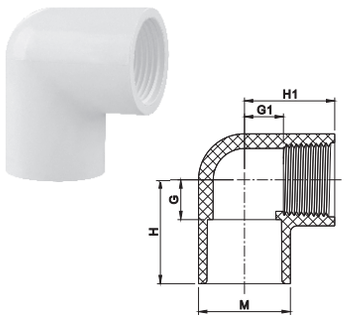

Part Number	Size(in)	G	G1	H	H1	M	Weight (Lbs)
407-005	1/2	1/2	9/16	1-1/4	1-5/16	1-3/32	0.057
407-007	3/4	9/16	9/16	1-9/16	1-5/16	1-5/16	0.086
407-010	1	11/16	11/16	1-27/32	1-19/32	1-5/8	0.152
407-012	1-1/4	15/16	1-1/4	2-7/32	2-1/4	1-31/32	0.250
407-015	1-1/2	1-1/32	1-1/4	2-11/32	2-1/4	2-7/32	0.291
407-020	2	1-5/16	1-15/32	2-11/16	2-1/2	2-23/32	0.434
407-025	2-1/2	1-11/16	1-21/32	3-15/32	3-1/32	3-5/16	0.882
407-030	3	1-7/8	2-1/16	3-25/32	3-17/32	3-31/32	1.272
407-040	4	2-11/32	2-9/16	4-3/8	4-1/8	5-1/32	2.156

NOTE: DO NOT USE OR TEST THE PRODUCTS IN THIS CATALOG WITH COMPRESSED AIR OR OTHER GASES. FAILURE TO FOLLOW THIS WARNING CAN RESULT IN PERSONAL INJURY OR DAMAGE TO PROPERTY.

PVC SCH40 Fittings

90°ELL (SOC × SOC)

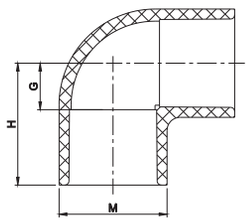

Part Number	Size (in)	G	H	M	Weight (Lbs)
406-003	3/8	7/16	1-3/16	7/8	0.029
406-005	1/2	7/16	1-7/32	1-3/32	0.042
406-007	3/4	9/16	1-9/16	1-5/16	0.077
406-010	1	11/16	1-13/16	1-5/8	0.128
406-012	1-1/4	7/8	2-5/32	1-31/32	0.181
406-015	1-1/2	1-1/32	2-11/32	2-7/32	0.243
406-020	2	1-1/4	2-5/8	2-23/32	0.346
406-025	2-1/2	1-17/32	3-5/16	3-5/16	0.690
406-030	3	1-27/32	3-3/4	3-31/32	1.038
406-040	4	2-11/32	4-13/32	5-1/32	1.687
406-050	5	3-1/16	6-5/32	6-1/8	3.285
406-060	6	3-15/32	6-15/16	7-1/4	4.579
406-080	8	4-21/32	8-11/16	9-11/32	8.655
406-100	10	5-13/16	10-7/8	11-5/8	15.915
406-120	12	6-15/16	12-31/32	13-25/32	26.217

90° SWEEP ELL (SOC × SOC)

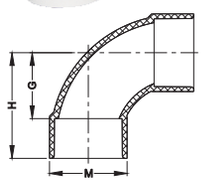

Part Number	Size (in)	G	H	M	Weight (Lbs)
406-015S	1-1/2	23/32	3-1/32	2-7/32	0.287
406-020S	2	2-5/16	3-11/16	2-23/32	0.457

NOTE: DO NOT USE OR TEST THE PRODUCTS IN THIS CATALOG WITH COMPRESSED AIR OR OTHER GASES.
FAILURE TO FOLLOW THIS WARNING CAN RESULT IN PERSONAL INJURY OR DAMAGE TO PROPERTY.

PVC SCH40 Fittings

90°REDUCING ELL (SOC × SOC)

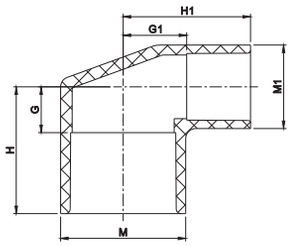

Part Number	Size (in)	G	G1	H	H1	M	M1	Weight (Lbs)
406-053	3/8×1/2	7/16	9/16	1-7/32	1-5/16	1-3/32	7/8	0.049
406-101	3/4×1/2	½	19/32	1-1/2	1-3/8	1-5/16	1-3/32	0.064
406-130	1×1/2	17/32	13/16	1-21/32	1-9/16	1-5/8	1-3/32	0.115
406-131	1×3/4	5/8	3/4	1-3/4	1-3/4	1-5/8	1-5/16	0.119
406-166	1-1/4×1/2	9/16	1	1-27/32	1-25/32	1-31/32	1-3/32	0.128
406-167	1-1/4×3/4	23/32	1	2	2	1-31/32	1-5/16	0.148
406-168	1-1/4×1	25/32	29/32	2-1/16	2-1/16	1-31/32	1-5/8	0.163
406-209	1-1/2×1/2	17/32	1-1/8	1-27/32	1-7/8	2-7/32	1-3/32	0.152
406-211	1-1/2×1	27/32	1-5/32	2-5/32	2-9/32	2-7/32	1-5/8	0.258
406-212	1-1/2×1-1/4	1	1-3/32	2-5/16	2-3/8	2-7/32	1-31/32	0.240
406-249	2×1	27/32	1-3/8	2-7/32	2-1/2	2-23/32	1-5/8	0.267
406-250	2×1-1/4	1-1/32	1-7/16	2-13/32	2-23/32	2-23/32	1-31/32	0.302
406-251	2×1-1/2	1-3/32	1-5/16	2-15/32	2-5/8	2-23/32	2-7/32	0.315
406-292	2-1/2×2	1-3/8	1-11/16	3-5/32	3-1/16	3-5/16	2-23/32	0.573

90°ELL (FIPT × FIPT)

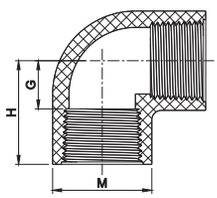

Part Number	Size (in)	G	H	M	Weight (Lbs)
408-005	1/2	17/32	1-1/4	1-3/32	0.062
408-007	3/4	5/8	1-3/8	1-5/16	0.086
408-010	1	25/32	1-11/16	1-5/8	0.154
408-012	1-1/4	31/32	1-31/32	1-31/32	0.227
408-015	1-1/2	1-3/32	2-3/32	2-7/32	0.299
408-020	2	1-11/32	2-3/8	2-23/32	0.425

NOTE: DO NOT USE OR TEST THE PRODUCTS IN THIS CATALOG WITH COMPRESSED AIR OR OTHER GASES. FAILURE TO FOLLOW THIS WARNING CAN RESULT IN PERSONAL INJURY OR DAMAGE TO PROPERTY.

PVC SCH40 Fittings

90°REDUCING ELL (SOC × FIPT)

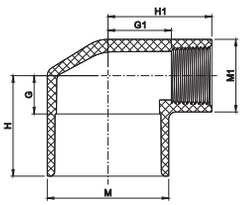

Part Number	Size (in)	G	G1	H	H1	M	M1	Weight (Lbs)
407-053	3/8×1/2	17/32	7/16	1-9/32	1-5/32	7/8	1-3/32	0.049
407-074	1/2×3/4	17/32	21/32	1-17/32	1-3/8	1-5/16	1-3/32	0.075
407-101	3/4×1/2	21/32	9/16	1-7/16	1-5/16	1-3/32	1-5/16	0.075
407-130	1×1/2	17/32	13/16	1-11/16	1-17/32	1-5/8	1-3/32	0.104
407-131	1×3/4	11/16	7/8	1-13/16	1-5/8	1-5/8	1-5/16	0.123
407-168	1-1/4×1	27/32	1-1/32	2-1/8	1-15/16	1-31/32	1-5/8	0.190
407-211	1-1/2×1	25/32	1-5/32	2-3/32	2-1/16	2-7/32	1-5/8	0.214
407-212	1-1/2×1-1/4	15/16	1-1/8	2-1/4	2-1/8	2-7/32	1-31/32	0.259
407-249	2×1	27/32	1-13/32	2-1/4	2-5/16	2-23/32	1-5/8	0.294
407-250	2×1-1/4	31/32	1-3/8	2-3/8	2-3/8	2-23/32	1-31/32	0.313
407-251	2×1-1/2	1-3/32	1-15/32	2-15/32	2-15/32	2-23/32	2-7/32	0.374

90°STREET ELL (MIPT × SOC)

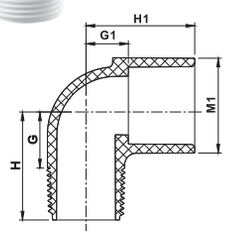

Part Number	Size (in)	G	G1	H	H1	M1	Weight (Lbs)
410-005	1/2	13/32	11/16	1-3/16	1-3/8	1-1/16	0.035
410-007	3/4	15/32	27/32	1-15/32	1-17/32	1-9/32	0.068
410-010	1	23/32	1-1/16	1-27/32	1-15/16	1-5/8	0.110
410-012	1-1/4	23/32	1-3/16	2	2-7/32	1-31/32	0.179
410-015	1-1/2	1	1-11/32	2-5/16	2-13/32	2-7/32	0.249
410-020	2	1-9/32	1-9/16	2-21/32	2-17/32	2-23/32	0.379

90° REDUCING STREET ELL (MIPT × SOC)

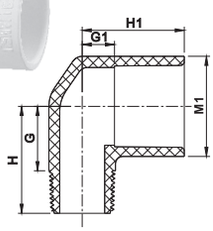

Part Number	Size (in)	G	G1	H	H1	M1	Weight (Lbs)
410-101	3/4×1/2	17/32	23/32	1-5/16	1-13/32	1-3/32	0.055
410-102	3/4×1	17/32	1-1/32	1-21/32	1-23/32	1-5/8	0.099

NOTE: DO NOT USE OR TEST THE PRODUCTS IN THIS CATALOG WITH COMPRESSED AIR OR OTHER GASES. FAILURE TO FOLLOW THIS WARNING CAN RESULT IN PERSONAL INJURY OR DAMAGE TO PROPERTY.

PVC SCH40 Fittings

90° STREET ELL (SPIG × SOC)

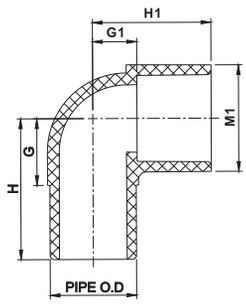

Part Number	Size (in)	G	G1	H	H1	M1	Weight (Lbs)
409-005	1/2	13/32	21/32	1-5/32	1-7/16	1-3/32	0.040
409-007	3/4	17/32	27/32	1-17/32	1-27/32	1-5/16	0.073
409-010	1	11/16	1-1/32	1-13/16	2-5/32	1-5/8	0.139
409-012	1-1/4	27/32	1-3/16	2-1/8	2-15/32	2	0.181
409-015	1-1/2	1-1/16	1-9/32	2-3/8	2-19/32	2-7/32	0.267
409-020	2	1-7/32	1-19/32	2-19/32	3	2-23/32	0.359
409-025	2-1/2	1-17/32	1-31/32	3-5/16	3-3/4	3-5/16	0.708
409-030	3	1-27/32	2-5/16	3-3/4	4-7/32	3-31/32	1.067
409-040	4	2-3/8	2-7/8	4-13/32	4-29/32	5-1/32	1.806
409-060	6	3-15/32	4	6-15/16	7-15/32	7-1/4	4.658
409-100	10	6-3/16	5-1/2	11-1/4	10-9/16	11-5/8	15.525
409-120	12	7-7/32	6-1/2	13-7/32	12-17/32	13-25/32	24.815

11-1/4°ELL (SOC × SOC)

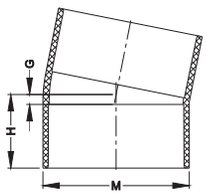

Part Number	Size (in)	G	H	M	Weight (Lbs)
411-100	10	25/32	5-13/16	11-5/8	9.151
411-120	12	7/8	6-7/8	13-25/32	15.282

90° STREET ELL (MIPT × FIPT)

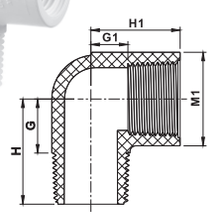

Part Number	Size (in)	G	G1	H	H1	M1	Weight (Lbs)
412-005	1/2	11/32	11/16	1-1/16	1-3/8	1-3/32	0.049
412-007	3/4	½	25/32	1-1/4	1-15/32	1-5/16	0.068
412-010	1	21/32	15/16	1-9/16	1-13/16	1-5/8	0.128
412-012	1-1/4	27/32	1-3/16	1-27/32	2-7/32	1-31/32	0.217
412-015	1-1/2	1-1/16	1-9/32	2-1/16	2-5/16	2-7/32	0.285
412-020	2	1-1/4	1-5/8	2-9/32	2-23/32	2-23/32	0.461

NOTE: DO NOT USE OR TEST THE PRODUCTS IN THIS CATALOG WITH COMPRESSED AIR OR OTHER GASES. FAILURE TO FOLLOW THIS WARNING CAN RESULT IN PERSONAL INJURY OR DAMAGE TO PROPERTY.

PVC SCH40 Fittings

SIDE OUTLET ELL (SOC × SOC × SOC)

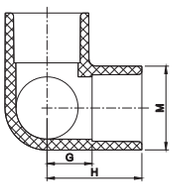

Part Number	Size (in)	G	H	M	Weight (Lbs)
413-005	1/2	15/32	1-1/4	1-5/32	0.084
413-007	3/4	19/32	1-19/32	1-5/16	0.110
413-010	1	29/32	1-7/8	1-21/32	0.194
413-015	1-1/2	1-1/8	2-7/16	2-1/4	0.331
413-020	2	1-3/8	2-13/16	2-11/16	0.494

SIDE OUTLET ELL (SOC × SOC × FIPT)

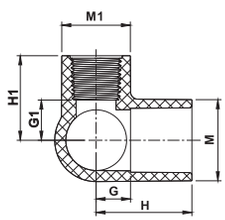

Part Number	Size (in)	G	G1	H	H1	M	M1	Weight (Lbs)
414-005	1/2	1/2	1/2	1-9/32	1-7/32	1-1/8	1-1/8	0.079
414-007	3/4	21/32	21/32	1-21/32	1-13/32	1-5/16	1-5/16	0.110
414-010	1	27/32	13/16	1-31/32	1-23/32	1-5/8	1-5/8	0.194
414-101	3/4×3/4×1/2	27/32	13/16	1-31/32	1-17/32	1-5/8	1-3/32	0.174
414-130	1×1×1/2	9/16	21/32	1-9/16	1-3/8	1-5/16	1-1/8	0.079

22-1/2°ELL (SOC × SOC)

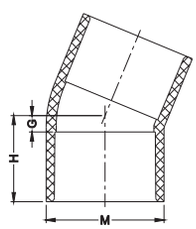

Part Number	Size (in)	G	H	M	Weight (Lbs)
416-015	1-1/2	5/16	1-5/8	2-7/32	0.175
416-020	2	3/8	1-3/4	2-23/32	0.251
416-025	2-1/2	7/16	2-7/32	3-5/16	0.501
416-030	3	17/32	2-7/16	3-31/32	0.722
416-040	4	21/32	2-11/16	5-1/32	1.121
416-060	6	7/8	4-11/32	7-1/4	3.062
416-100	10	1-5/16	6-11/32	11-5/8	10.037
416-120	12	1-17/32	7-9/16	13-25/32	16.828

NOTE: DO NOT USE OR TEST THE PRODUCTS IN THIS CATALOG WITH COMPRESSED AIR OR OTHER GASES. FAILURE TO FOLLOW THIS WARNING CAN RESULT IN PERSONAL INJURY OR DAMAGE TO PROPERTY.

PVC SCH40 Fittings

45°ELL (SOC × SOC)

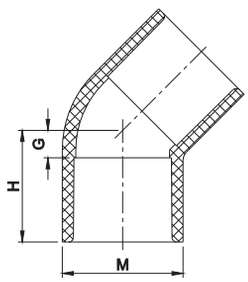

Part Number	Size (in)	G	H	M	Weight (Lbs)
417-005	1/2	1/4	1	1-3/32	0.037
417-007	3/4	11/32	1-11/32	1-5/16	0.073
417-010	1	3/8	1-1/2	1-5/8	0.115
417-012	1-1/4	3/8	1-21/32	1-31/32	0.152
417-015	1-1/2	1/2	1-13/16	2-7/32	0.196
417-020	2	5/8	2	2-23/32	0.289
417-025	2-1/2	23/32	2-1/2	3-11/32	0.542
417-030	3	27/32	2-3/4	3-31/32	0.800
417-040	4	1-1/8	3-5/32	5-1/32	1.314
417-050	5	1-3/8	4-7/16	6-1/8	2.492
417-060	6	1-13/16	5-9/32	7-5/16	4.114
417-080	8	2	6-1/32	9-11/32	6.437
417-100	10	2-9/16	7-19/32	11-5/8	12.067
417-120	12	3-1/16	9-3/32	13-25/32	20.132

CROSS
(SOC × SOC × SOC × SOC)

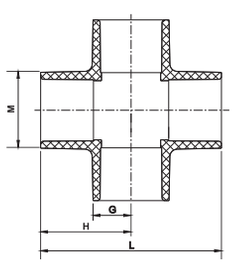

Part Number	Size (in)	G	H	L	M	Weight (Lbs)
420-005	1/2	17/32	1-9/32	2-19/32	1-1/8	0.088
420-007	3/4	21/32	1-21/32	3-5/16	1-5/16	0.148
420-010	1	13/16	1-15/16	3-7/8	1-5/8	0.254
420-012	1-1/4	1-3/32	2-3/8	4-23/32	1-31/32	0.364
420-015	1-1/2	1-1/4	2-9/16	5-5/32	2-1/4	0.474
420-020	2	1-9/16	2-15/16	5-7/8	2-23/32	0.683
420-025	2-1/2	1-21/32	3-7/16	6-7/8	3-13/32	1.287
420-030	3	2-1/32	3-15/16	7-7/8	4-1/16	1.942
420-040	4	2-3/8	4-13/32	8-13/16	5-3/16	3.192
420-060	6	3-1/2	6-31/32	13-31/32	7-13/32	8.256

NOTE: DO NOT USE OR TEST THE PRODUCTS IN THIS CATALOG WITH COMPRESSED AIR OR OTHER GASES. FAILURE TO FOLLOW THIS WARNING CAN RESULT IN PERSONAL INJURY OR DAMAGE TO PROPERTY.

PVC SCH40 Fittings

REDUCING CROSS (SOC × SOC × SOC× SOC)

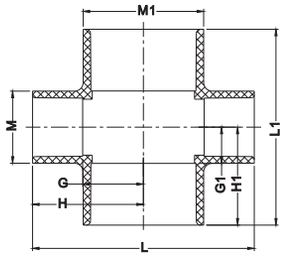

Part Number	Size(in)	G	G1	H	H1	L	L1	M	M1	Weight (Lbs)
420-101	3/4×3/4×1/2×1/2	11/16	19/32	1-15/32	1-19/32	2-29/32	3-3/16	1-3/32	1-5/16	0.115
420-249	2×2×1×1	1-3/8	13/16	2-1/2	2-7/32	5	4-13/32	1-5/8	2-23/32	0.390
420-251	2×2×1-1/2×1-1/2	1-13/32	1-5/32	2-23/32	2-17/32	5-7/16	5-3/32	2-5/16	2-25/32	0.591
420-335	3×3×1×1	2	27/32	6-9/32	5-15/32	3-31/32	1-5/8	3-5/32	2-23/32	0.881
420-337	3×3×1-1/2×1-1/2	2	1-3/32	6-21/32	6-1/16	3-31/32	2-7/32	3-5/16	3-31/32	1.009
420-338	3×3×2×2	2	1-3/8	6-13/16	6-9/16	3-31/32	2-23/32	3-13/32	3-9/32	1.120
420-419	4×4×1-1/2×1-1/2	2-9/16	1-5/32	7-3/4	6-13/32	5-1/32	2-7/32	3-7/8	3-7/32	1.455
420-420	4×4×2×2	2-9/16	1-3/8	3-15/16	3-13/32	7-7/8	6-13/16	6-13/16	7-7/8	1.858
420-422	4×4×3×3	2-17/32	2-1/32	4-7/16	4-1/16	8-27/32	8-1/8	4-1/16	5-3/32	2.438
420-528	6×6×2×2	3-21/32	1-13/32	5-1/16	4-7/8	10-1/8	9-3/4	2-7/8	7-5/16	4.070
420-532	6×6×4×4	3-21/32	2-9/16	5-23/32	6-1/32	11-13/32	12-1/16	5-3/32	7-5/16	5.528

45° STREET ELL (SPIG × SOC)

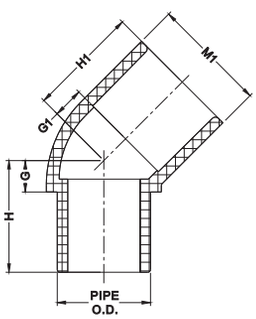

Part Number	Size (in)	G	H	M1	G1	H1	Weight (Lbs)
427-005	1/2	5/16	1-3/32	1-3/32	5/16	1-3/32	0.041
427-007	3/4	3/8	1-3/8	1-5/16	11/32	1-3/8	0.066
427-010	1	7/16	1-9/16	1-5/8	7/16	1-9/16	0.111
427-012	1-1/4	½	1-25/32	1-31/32	5/8	1-7/8	0.164
427-015	1-1/2	9/16	1-7/8	2-7/32	9/16	1-27/32	0.199
427-020	2	11/16	2-1/16	2-23/32	3/4	2-1/8	0.299
427-025	2-1/2	7/8	2-21/32	3-5/16	7/8	2-21/32	0.590
427-030	3	1	2-29/32	3-31/32	31/32	2-29/32	0.857
427-040	4	1-7/32	3-9/32	5-1/32	1-7/32	3-9/32	1.401
427-060	6	1-25/32	4-27/32	7-1/4	1-25/32	4-27/32	3.486
427-080	8	2-3/16	6-7/32	9-11/32	2-3/16	6-7/32	6.679
427-100	10	2-11/16	7-23/32	11-5/8	2-11/16	7-3/4	12.060
427-120	12	3-1/16	9-3/32	13-25/32	3-1/16	8-3/32	19.190

NOTE: DO NOT USE OR TEST THE PRODUCTS IN THIS CATALOG WITH COMPRESSED AIR OR OTHER GASES. FAILURE TO FOLLOW THIS WARNING CAN RESULT IN PERSONAL INJURY OR DAMAGE TO PROPERTY.

PVC SCH40 Fittings

COUPLING (SOC × SOC)

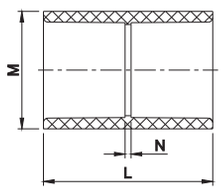

Part Number	Size (in)	N	L	M	Weight (Lbs)
429-003	3/8	1-5/8	7/8	1/8	0.020
429-005	1/2	3/32	1-5/8	1-3/32	0.031
429-007	3/4	3/32	2-3/32	1-5/16	0.051
429-010	1	3/32	2-11/32	1-5/8	0.079
429-012	1-1/4	3/32	2-5/8	1-31/32	0.117
429-015	1-1/2	1/8	2-3/4	2-7/32	0.146
429-020	2	1/8	2-29/32	2-23/32	0.198
429-025	2-1/2	3/16	3-3/4	3-5/16	0.397
429-030	3	7/32	4-1/32	3-31/32	0.573
429-040	4	1/4	4-5/16	5-1/32	0.822
429-050	5	3/16	6-11/32	6-1/8	1.698
429-060	6	1/4	7-3/16	7-1/4	2.359
429-080	8	9/32	8-11/32	9-11/32	4.235
429-100	10	9/32	10-11/32	11-5/8	8.008
429-120	12	9/32	12-5/6	13-25/32	13.573

ECCENTRIC REDUCER COUPLING (SOC × SOC)

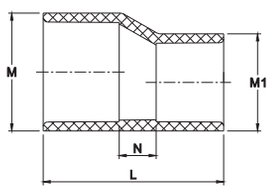

Part Number	Size (in)	N	L	M	M1	Weight (Lbs)
429-168E	1-1/4×1	5/8	3-1/32	1-31/32	1-5/8	0.126
429-212E	1-1/2×1-1/4	13/32	3	2-7/32	1-31/32	0.148
429-251E	2×1-1/2	27/32	3-17/32	2-23/32	2-7/32	0.225
429-292E	2-1/2×2	15/16	4-1/8	3-5/16	2-23/32	0.395
429-338E	3×2	4-1/4	7-17/32	3-31/32	2-23/32	0.930
429-420E	4×2	4-1/4	7-11/16	5-1/32	2-23/32	1.248
429-421E	4×2-1/2	2-27/32	6-11/16	5-1/32	3-5/16	1.231
429-422E	4×3	3-15/16	7-7/8	5-1/32	3-31/32	1.497
429-528E	6×2	7-17/32	12-13/32	7-1/4	2-23/32	3.430
429-530E	6×3	5-1/2	10-7/8	7-1/4	3-31/32	3.305
429-532E	6×4	7-23/32	13-7/32	7-1/4	5-1/32	4.129

NOTE: DO NOT USE OR TEST THE PRODUCTS IN THIS CATALOG WITH COMPRESSED AIR OR OTHER GASES. FAILURE TO FOLLOW THIS WARNING CAN RESULT IN PERSONAL INJURY OR DAMAGE TO PROPERTY.

PVC SCH40 Fittings

REDUCING COUPLING (SOC × SOC)

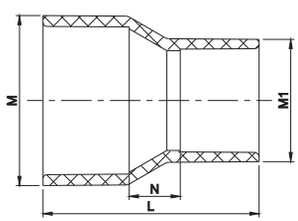

Part Number	Size (in)	N	L	M	M1	Weight (Lbs)
429-101	3/4×1/2	1/8	1-29/32	1-5/16	1-3/32	0.042
429-130	1×1/2	3/8	2-1/4	1-5/8	1-3/32	0.066
429-131	1×3/4	5/32	2-9/32	1-5/8	1-5/16	0.071
429-166	1-1/4×1/2	9/16	2-19/32	2	1-3/32	0.093
429-167	1-1/4×3/4	7/16	2-23/32	1-31/32	1-5/16	0.095
429-168	1-1/4×1	11/32	2-3/4	1-31/32	1-5/8	0.110
429-209	1-1/2×1/2	11/16	2-3/4	2-7/32	1-3/32	0.119
429-210	1-1/2×3/4	19/32	2-29/32	2-7/32	1-5/16	0.126
429-211	1-1/2×1	21/32	3-3/32	2-7/32	1-5/8	0.139
429-212	1-1/2×1-1/4	3/8	2-15/16	2-1/4	1-31/32	0.143
429-247	2×1/2	1-7/16	3-19/32	2-23/32	1-3/32	0.179
429-248	2×3/4	1-9/32	3-21/32	2-23/32	1-5/16	0.183
429-249	2×1	1-5/32	3-21/32	2-23/32	1-5/8	0.196
429-250	2×1-1/4	13/16	3-15/32	2-3/4	1-31/32	0.196
429-251	2×1-1/2	9/16	3-9/32	2-3/4	2-7/32	0.196
429-291	2-1/2×1-1/2	3/4	3-27/32	3-11/32	2-7/32	0.333
429-292	2-1/2×2	23/32	3-29/32	3-11/32	2-23/32	0.366
429-338	3×2	23/32	4	4	2-23/32	0.456
429-340	3×2-1/2	7/16	4-1/8	4	3-5/16	0.520
429-420	4×2	1-3/16	4-5/8	5-1/16	2-23/32	0.747
429-421	4×2-1/2	31/32	4-13/16	5-1/32	3-5/16	0.816
429-422	4×3	4-5/8	4-5/8	5-1/16	3-31/32	0.802
429-528	6×2	2-11/32	7-7/32	7-1/4	2-23/32	2.134
429-530	6×3	1-25/32	7-5/32	7-1/4	3-31/32	2.180
429-532	6×4	1-13/32	6-29/32	7-1/4	5-1/32	2.094
429-582	8×4	8-7/16	9-11/32	5-1/32	2-11/32	3.840
429-585	8×6	8-7/16	9-11/32	7-1/4	1-5/6	3.945
429-626	10×6	10-3/8	11-5/8	7-1/4	2-1/4	6.997
429-628	10×8	10-7/16	11-5/8	9-11/32	1-3/8	7.256
429-668	12×8	12-5/16	13-25/32	9-11/32	2-1/4	11.273
429-670	12×10	12-11/32	13-25/32	11-5/8	1-9/32	12.143

NOTE: DO NOT USE OR TEST THE PRODUCTS IN THIS CATALOG WITH COMPRESSED AIR OR OTHER GASES. FAILURE TO FOLLOW THIS WARNING CAN RESULT IN PERSONAL INJURY OR DAMAGE TO PROPERTY.

PVC SCH40 Fittings

COUPLING (FIPT × FIPT)

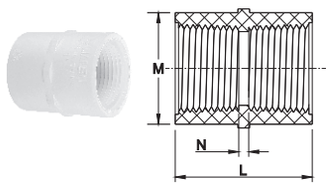

Part Number	Size (in)	N	L	M	Weight (Lbs)
430-005	1/2	1/8	1-9/16	1-3/32	0.037
430-007	3/4	1/8	1-5/8	1-5/16	0.051
430-010	1	1/8	1-15/16	1-5/8	0.088
430-012	1-1/4	1/8	2-1/8	1-31/32	0.123
430-020	2	2-5/16	2-23/32	1/4	0.215

REDUCING COUPLING (FIPT × FIPT)

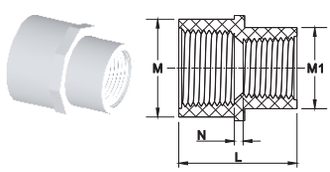

Part Number	Size (in)	N	L	M	M1	Weight (Lbs)
430-101	3/4×1/2	1/8	1-19/32	1-5/16	1-3/32	0.046
430-131	1×3/4	1-7/8	1-5/8	1-5/16	7/32	0.081

RISER EXTENSION (FIPT × MIPT)

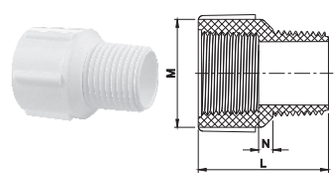

Part Number	Size (in)	N	L	M	Weight (Lbs)
434-005	1/2	5/32	1-9/16	1-3/32	0.029
434-007	3/4	3/16	1-5/8	1-5/16	0.042

REDUCING FEMALE ADAPTER(SOC × FIPT)

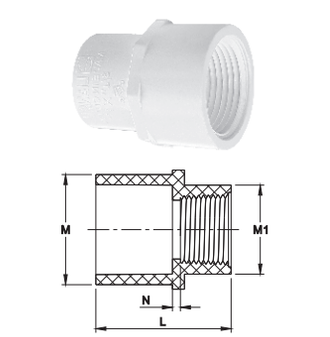

Part Number	Size (in)	N	L	M	M1	Weight (Lbs)
435-072	1/2×1/4	1/8	1-7/16	1-3/32	13/16	0.031
435-073	1/2×3/8	1/8	1-17/32	1-3/32	7/8	0.029
435-074	1/2×3/4	1/8	1-21/32	1-3/32	1-5/16	0.045
435-101	3/4×1/2	1/8	1-27/32	1-5/16	1-3/32	0.050
435-102	3/4×1	3/32	2	1-5/16	1-5/8	0.075
435-130	1×1/2	1/8	1-31/32	1-5/8	1-3/32	0.071
435-131	1×3/4	1/8	2	1-5/8	1-5/16	0.073
435-133	1×1-1/2	3/16	2-5/16	1-5/8	2-7/32	0.134
435-168	1-1/4×1	1/8	2-9/32	1-31/32	1-5/8	0.112

NOTE: DO NOT USE OR TEST THE PRODUCTS IN THIS CATALOG WITH COMPRESSED AIR OR OTHER GASES. FAILURE TO FOLLOW THIS WARNING CAN RESULT IN PERSONAL INJURY OR DAMAGE TO PROPERTY.

PVC SCH40 Fittings

FEMALE ADAPTER (SOC × FIPT)

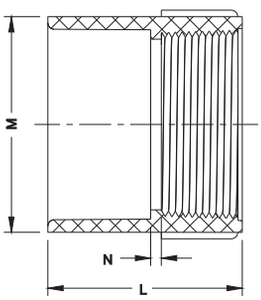

Part Number	Size (in)	N	L	M	Weight (Lbs)
435-003	3/8	3/32	1-15/32	7/8	0.022
435-005	1/2	0	1-9/16	1-3/32	0.035
435-007	3/4	0	1-27/32	1-5/16	0.051
435-010	1	0	2-7/32	1-5/8	0.090
435-012	1-1/4	0	2-9/32	1-31/32	0.115
435-015	1-1/2	0	2-11/32	2-7/32	0.139
435-020	2	0	2-1/2	2-23/32	0.194
435-025	2-1/2	3/16	3-11/32	3-5/16	0.431
435-030	3	3/16	3-19/32	3-31/32	0.578
435-040	4	7/32	3-27/32	5-3/32	0.926
435-050	5				
435-060	6	5/16	5-9/16	7-5/16	2.373
435-080	8				

MALE ADAPTER (MIPT × SOC)

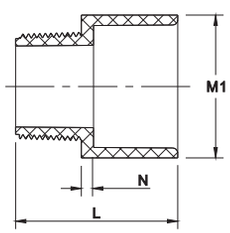

Part Number	Size (in)	N	L	M	Weight (Lbs)
436-003	3/8	1-1/2	7/8	5/32	0.020
436-005	1/2	5/32	1-9/16	1-3/32	0.031
436-007	3/4	5/32	1-27/32	1-5/16	0.044
436-010	1	7/32	2-1/4	1-5/8	0.079
436-012	1-1/4	5/32	2-5/16	1-31/32	0.104
436-015	1-1/2	3/16	2-1/2	2-7/32	0.121
436-020	2	1/8	2-15/32	2-23/32	0.181
436-025	2-1/2	3-15/32	3-5/16	9/32	0.394
436-030	3	9/32	3-11/16	3-31/32	0.545
436-040	4	9/32	4-1/32	5-3/32	0.919
436-060	6	5/16	5-23/32	7-1/4	2.094
436-080	8				

NOTE: DO NOT USE OR TEST THE PRODUCTS IN THIS CATALOG WITH COMPRESSED AIR OR OTHER GASES. FAILURE TO FOLLOW THIS WARNING CAN RESULT IN PERSONAL INJURY OR DAMAGE TO PROPERTY.

PVC SCH40 Fittings

REDUCING MALE ADAPTER (MIPT ×SOC)

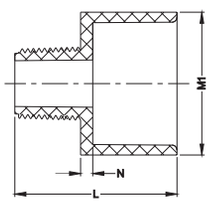

Part Number	Size (in)	N	L	M1	Weight (Lbs)
436-053	3/8×1/2	5/32	1-1/2	1-3/32	0.026
436-073	1/2×3/8	5/32	1-19/32	7/8	0.022
436-074	1/2×3/4	5/32	1-27/32	1-5/16	0.042
436-075	1/2×1	17/32	2-3/8	1-5/8	0.084
436-101	3/4×1/2	1/8	1-19/32	1-3/32	0.029
436-102	3/4×1	7/32	2-1/16	1-5/8	0.071
436-131	1×3/4	1/8	2-1/32	1-5/16	0.053
436-132	1×1-1/4	5/32	2-5/16	1-31/32	0.099
436-133	1×1-1/2	7/32	2-13/32	2-7/32	0.128
436-168	1-1/4×1	7/32	2-3/8	1-5/8	0.088
436-169	1-1/4×1-1/2	3/16	2-17/32	2-7/32	0.135
436-212	1-1/2×1-1/4	1/4	2-9/16	1-31/32	0.119
436-213	1-1/2×2	7/32	2-5/8	2-23/32	0.190
436-251	2×1-1/2	7/32	2-19/32	2-7/32	0.170
436-252	2×2-1/2	3-3/32	3-5/16	11/32	0.347
436-253	2×3	3-7/32	3-31/32	3/8	0.483
436-342	3×4	5/16	3-7/8	5-1/32	0.863

REDUCING BUSHING FLUSH STYLE (SPIG × SOC)

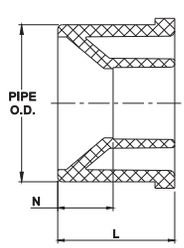

Part Number	Size (in)	N	L	Weight (Lbs)
437-072	1/2×1/4	9/32	31/32	0.018
437-073	1/2×3/8	7/32	31/32	0.013
437-101	3/4×1/2	7/16	1-7/32	0.022
437-130	1×1/2	5/8	1-3/8	0.060
437-131	1×3/4	3/8	1-3/8	0.042
437-166	1-1/4×1/2	23/32	1-15/32	0.108
437-167	1-1/4×3/4	½	1-1/2	0.097
437-168	1-1/4×1	3/8	1-1/2	0.062
437-209	1-1/2×1/2	27/32	1-5/8	0.130
437-210	1-1/2×3/4	5/8	1-5/8	0.117
437-211	1-1/2×1	15/32	1-5/8	0.130
437-212	1-1/2×1-1/4	11/32	1-5/8	0.066
437-247	2×1/2	15/16	1-23/32	0.209

NOTE: DO NOT USE OR TEST THE PRODUCTS IN THIS CATALOG WITH COMPRESSED AIR OR OTHER GASES. FAILURE TO FOLLOW THIS WARNING CAN RESULT IN PERSONAL INJURY OR DAMAGE TO PROPERTY.

PVC SCH40 Fittings

REDUCING BUSHING FLUSH STYLE (SPIG × SOC)

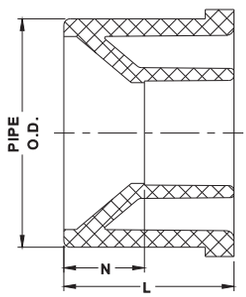

Part Number	Size (in)	N	L	Weight (Lbs)
437-248	2×3/4	23/32	1-23/32	0.203
437-249	2×1	19/32	1-23/32	0.203
437-250	2×1-1/4	7/16	1-23/32	0.194
437-251	2×1-1/2	13/32	1-23/32	0.141
437-287	2-1/2×1/2	1-3/8	2-5/32	0.370
437-288	2-1/2×3/4	1-5/32	2-5/32	0.357
437-289	2-1/2×1	1-1/32	2-5/32	0.348
437-290	2-1/2×1-1/4	7/8	2-5/32	0.353
437-291	2-1/2×1-1/2	27/32	2-5/32	0.337
437-292	2-1/2×2	3/4	2-5/32	0.267
437-334	3×3/4	2-7/32	1-7/32	0.478
437-335	3×1	2-7/32	1-3/32	0.480
437-336	3×1-1/4	2-7/32	15/16	0.476
437-337	3×1-1/2	2-7/32	29/32	0.469
437-338	3×2	13/16	2-7/32	0.452
437-339	3×2-1/2	7/16	2-7/32	0.375
437-420	4×2	1	2-13/32	0.765
437-421	4×2-1/2	2-13/32	5/8	0.789
437-422	4×3	1/ 2	2-13/32	0.834
437-488	5×3	1-17/32	3-7/16	1.420
437-490	5×4	29/32	2-15/16	1.380
437-528	6×2	2-9/16	3-15/16	2.571
437-530	6×3	2-1/32	3-15/16	2.511
437-532	6×4	1-13/16	3-7/8	2.099
437-534	6×5	13/32	3-15/32	1.918
437-582	8×4	4-1/2	2-15/32	3.828
437-585	8×6	4-1/2	1-7/16	3.770
437-623	10×3	5-1/2	3-5/8	6.631
437-624	10×4	5-1/2	3-15/32	6.494
437-626	10×6	5-1/2	2-7/16	6.577
437-628	10×8	5-1/2	1-15/32	6.587
437-663	12×3	6-1/2	4-19/32	10.348
437-664	12×4	6-1/2	4-15/32	10.151
437-666	12×6	6-1/2	3-7/16	10.213
437-668	12×8	6-1/2	2-15/32	10.361
437-670	12×10	6-1/2	1-15/32	12.734

NOTE: DO NOT USE OR TEST THE PRODUCTS IN THIS CATALOG WITH COMPRESSED AIR OR OTHER GASES. FAILURE TO FOLLOW THIS WARNING CAN RESULT IN PERSONAL INJURY OR DAMAGE TO PROPERTY.

PVC SCH40 Fittings

STREET TEE (SPIG × SOC × SOC)

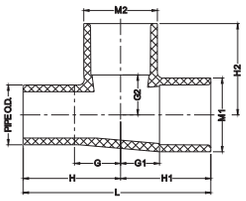

Part Number	Size (in)	G	G1	G2	H	H1	H2	L	M1	M2	Weight (Lbs)
444-005	1/2	23/32	5/8	9/16	1-1/2	1-13/32	1-11/32	2-29/32	1-5/32	1-5/32	0.082
444-007	3/4	29/32	23/32	11/16	1-29/32	1-23/32	1-11/16	3-5/8	1-3/8	1-3/8	0.134
444-010	1	1-1/32	27/32	7/8	2-5/32	2	2	4-1/8	1-5/8	1-5/8	0.187
444-012	1-1/4	1-3/16	1-1/32	1	2-15/32	2-5/16	2-9/32	4-3/4	2-1/16	2-1/16	0.319
444-015	1-1/2	1-5/16	1-5/32	1-5/32	2-19/32	2-15/32	2-15/32	5-3/32	2-11/32	2-11/32	0.419
444-020	2	1-9/16	1-13/32	1-13/32	2-15/16	2-25/32	2-25/32	5-3/4	2-25/32	2-25/32	0.560

REDUCING BUSHING FLUSH STYLE (SPIG × FIPT)

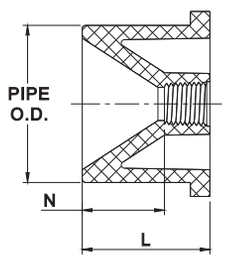

Part Number	Size (in)	N	L	Weight (Lbs)
438-052	3/8×1/4	13/32	15/16	0.013
438-071	1/2×1/8	½	31/32	0.024
438-072	1/2×1/4	13/32	31/32	0.020
438-073	1/2×3/8	31/32	11/32	0.016
438-098	3/4×1/4	21/32	1-3/16	0.042
438-101	3/4×1/2	15/32	1-3/16	0.024
438-128	1×1/4	13/16	1-3/8	0.112
438-129	1×3/8	3/4	1-3/8	0.079
438-130	1×1/2	5/8	1-11/32	0.071
438-131	1×3/4	5/8	1-11/32	0.073

NOTE: DO NOT USE OR TEST THE PRODUCTS IN THIS CATALOG WITH COMPRESSED AIR OR OTHER GASES. FAILURE TO FOLLOW THIS WARNING CAN RESULT IN PERSONAL INJURY OR DAMAGE TO PROPERTY.

PVC SCH40 Fittings

REDUCING BUSHING FLUSH STYLE (SPIG × FIPT)

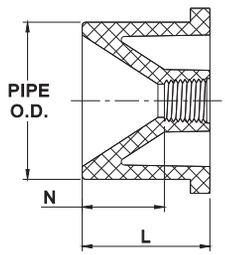

Part Number	Size (in)	N	L	Weight (Lbs)
438-166	1-1/4×1/2	13/16	1-17/32	0.057
438-167	1-1/4×3/4	25/32	1-17/32	0.046
438-168	1-1/4×1	5/8	1-17/32	0.093
438-207	1-1/2×1/4	1	1-9/16	0.132
438-209	1-1/2×1/2	7/8	1-5/8	0.134
438-210	1-1/2×3/4	7/8	1-5/8	0.121
438-211	1-1/2×1	23/32	1-5/8	0.134
438-212	1-1/2×1-1/4	5/8	1-5/8	0.082
438-245	2×1/4	1-1/8	1-21/32	0.197
438-247	2×1/2	15/16	1-21/32	0.196
438-248	2×3/4	29/32	1-21/32	0.194
438-249	2×1	3/4	1-21/32	0.203
438-250	2×1-1/4	5/8	1-5/8	0.201
438-251	2×1-1/2	21/32	1-21/32	0.161
438-288	2-1/2×3/4	2-1/16	1-5/16	0.355
438-289	2-1/2×1	2-1/16	1-5/32	0.358
438-290	2-1/2×1-1/4	2-1/16	1-1/16	0.355
438-291	2-1/2×1-1/2	2-1/16	1-1/16	0.351
438-292	2-1/2×2	2-1/16	1-1/32	0.277
438-335	3×1	2-7/32	1-5/16	0.480
438-336	3×1-1/4	2-7/32	1-7/32	0.479
438-337	3×1-1/2	2-7/32	1-7/32	0.471
438-338	3×2	1-3/16	2-7/32	0.511
438-339	3×2-1/2	2-7/32	27/32	0.450
438-420	4×2	1-3/8	2-13/32	0.851
438-421	4×2-1/2	2-13/32	1-1/32	0.815
438-422	4×3	29/32	2-13/32	0.842
438-490	5×4	1-3/8	2-15/16	1.224
438-528	6×2	2-29/32	3-15/16	2.605
438-530	6×3	2-7/16	3-15/16	2.617
438-532	6×4	2-3/8	3-15/16	2.460

NOTE: DO NOT USE OR TEST THE PRODUCTS IN THIS CATALOG WITH COMPRESSED AIR OR OTHER GASES. FAILURE TO FOLLOW THIS WARNING CAN RESULT IN PERSONAL INJURY OR DAMAGE TO PROPERTY.

PVC SCH40 Fittings

REDUCING T.T. BUSHING FLUSH STYLE (MIPT × FIPT)

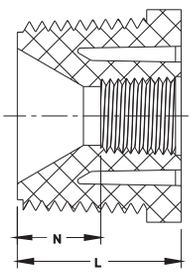

Part Number	Size (in)	N	L	Weight (Lbs)
439-052	3/8×1/4	1/4	25/32	0.007
439-072	1/2×1/4	11/32	7/8	0.015
439-073	1/2×3/8	7/8	1/4	0.012
439-098	3/4×1/4	11/32	7/8	0.028
439-099	3/4×3/8	1/4	7/8	0.023
439-101	3/4×1/2	7/32	15/16	0.018
439-128	1×1/4	9/16	1-1/8	0.053
439-130	1×1/2	13/32	1-1/8	0.046
439-131	1×3/4	3/8	1-1/8	0.033
439-166	1-1/4×1/2	5/8	1-11/32	0.084
439-167	1-1/4×3/4	½	1-1/4	0.084
439-168	1-1/4×1	11/32	1-1/4	0.060
439-198	1-1/2×2	2-11/32	1-5/16	0.200
439-209	1-1/2×1/2	17/32	1-1/4	0.099
439-210	1-1/2×3/4	1/2	1-1/4	0.095
439-211	1-1/2×1	11/32	1-1/4	0.093
439-212	1-1/2×1-1/4	9/32	1-9/32	0.057
439-248	2×3/4	5/8	1-11/32	0.180
439-249	2×1	7/16	1-11/32	0.186
439-250	2×1-1/4	1-5/16	5/16	0.159
439-251	2×1-1/2	11/32	1-11/32	0.121
439-292	2-1/2×2	1-11/16	21/32	0.200
439-338	3×2	13/16	1-27/32	0.458
439-422	4×3	9/16	2-1/16	0.657

NOTE: DO NOT USE OR TEST THE PRODUCTS IN THIS CATALOG WITH COMPRESSED AIR OR OTHER GASES. FAILURE TO FOLLOW THIS WARNING CAN RESULT IN PERSONAL INJURY OR DAMAGE TO PROPERTY.

PVC SCH40 Fittings

22-1/2° STREET ELL (SPIG × SOC)

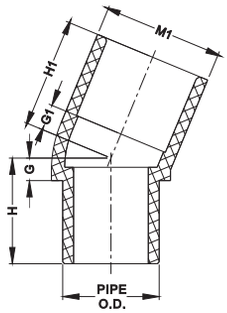

Part Number	Size (in)	G	H	M1	G1	H1	Weight (Lbs)
442-005	1/2	5/32	1	1-3/32	1/4	1-1/32	0.038
442-007	3/4	5/32	1-1/4	1-5/16	9/32	1-9/32	0.061
442-010	1	5/16	1-7/16	1-5/8	11/32	1-15/32	0.104
442-012	1-1/4	11/32	1-5/8	1-31/32	7/16	1-23/32	0.148
442-015	1-1/2	3/8	1-11/16	2-7/32	3/8	1-11/16	0.178
442-020	2	15/32	1-13/32	2-1/16	15/32	1-13/32	0.262
442-025	2-1/2	9/16	1-25/32	2-17/32	9/16	1-25/32	0.517
442-030	3	19/32	1-29/32	3-1/32	19/32	1-29/32	0.746
442-040	4	25/32	2-13/16	5-1/32	25/32	2-13/16	1.183
442-060	6	1-1/32	4-1/2	7-1/4	1-1/16	4-17/32	3.148

CAP (SOC)

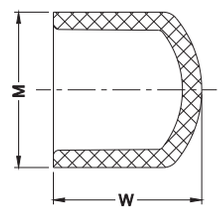

Part Number	Size (in)	W	M	Weight (Lbs)
447-003	3/8	7/8	1	0.014
447-005	1/2	1-1/32	1-3/32	0.018
447-007	3/4	1-5/16	1-5/16	0.031
447-010	1	1-17/32	1-5/8	0.055
447-012	1-1/4	1-3/4	1-31/32	0.082
447-015	1-1/2	1-7/8	2-7/32	0.106
447-020	2	2-1/16	2-23/32	0.150
447-025	2-1/2	2-9/16	3-5/16	0.295
447-030	3	2-29/32	3-31/32	0.454
447-040	4	3-5/32	5-1/32	0.750
447-050	5	4-7/32	6-1/8	1.389
447-060	6	4-11/32	7-1/4	1.722
447-080	8	9-11/32	5-25/32	3.770
447-100	10	11-5/8	7-1/8	6.924
447-120	12	13-25/32	8-3/8	11.452

NOTE: DO NOT USE OR TEST THE PRODUCTS IN THIS CATALOG WITH COMPRESSED AIR OR OTHER GASES. FAILURE TO FOLLOW THIS WARNING CAN RESULT IN PERSONAL INJURY OR DAMAGE TO PROPERTY.

PVC SCH40 Fittings

CAP (FIPT)

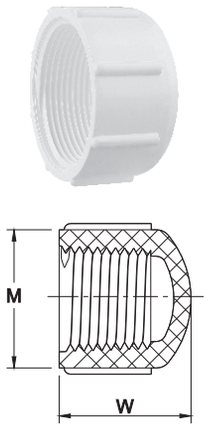

Part Number	Size (in)	W	M	Weight (Lbs)
448-003	3/8	7/8	15/16	0.016
448-005	1/2	1-1/32	1-3/32	0.024
448-007	3/4	1-1/16	1-5/16	0.031
448-010	1	1-5/16	1-5/8	0.060
448-012	1-1/4	1-15/32	1-31/32	0.084
448-015	1-1/2	1-9/16	2-7/32	0.099
448-020	2	1-11/16	2-23/32	0.152
448-025	2-1/2	2-5/32	3-5/16	0.324
448-030	3	2-13/32	3-31/32	0.463
448-040	4	2-25/32	5-1/32	0.800
448-060	6	3-5/32	7-1/4	1.585

PLUG (SPIG)



Part Number	Size (in)	L	Weight (Lbs)
449-003	3/8	29/32	0.011
449-005	1/2	15/16	0.015
449-007	3/4	1-3/16	0.029
449-010	1	1-3/8	0.053
449-012	1-1/4	1-17/32	0.084
449-015	1-1/2	1-5/8	0.115
449-020	2	1-23/32	0.181
449-025	2-1/2	2-5/32	0.324
449-030	3	2-5/16	0.470
449-040	4	2-15/32	0.736
449-060	6	3-15/16	2.154

PLUG (MIPT)

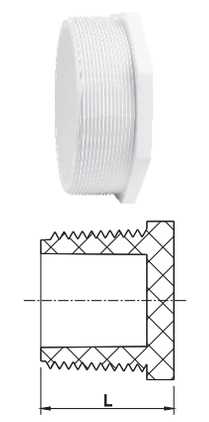

Part Number	Size (in)	L	Weight (Lbs)
450-003	3/8	25/32	0.011
450-005	1/2	7/8	0.015
450-007	3/4	7/8	0.020
450-010	1	1-1/4	0.051
450-012	1-1/4	1-5/16	0.068
450-015	1-1/2	1-11/32	0.106
450-020	2	1-1/2	0.187
450-025	2-1/2	1-25/32	0.271
450-030	3	1-7/8	0.412
450-040	4	2-1/8	0.714
450-060	6	2-13/32	1.671

NOTE: DO NOT USE OR TEST THE PRODUCTS IN THIS CATALOG WITH COMPRESSED AIR OR OTHER GASES. FAILURE TO FOLLOW THIS WARNING CAN RESULT IN PERSONAL INJURY OR DAMAGE TO PROPERTY.

PVC SCH40 Fittings

MALE ADAPTER (TAKE OFF) (SPIG × MIPT)

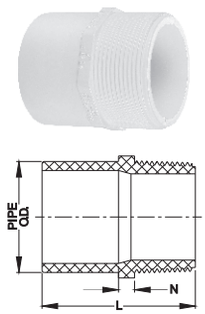

Part Number	Size (in)	N	L	Weight (Lbs)
461-005	1/2	3/16	1-21/32	0.024
461-007	3/4	1/4	1-15/16	0.038
461-010	1	1/4	2-1/4	0.065
461-015	1-1/2	9/32	2-5/8	0.119
461-020	2	9/32	2-3/4	0.187

SNAP-ON SADDLE (IPS O.D. × FIPT)

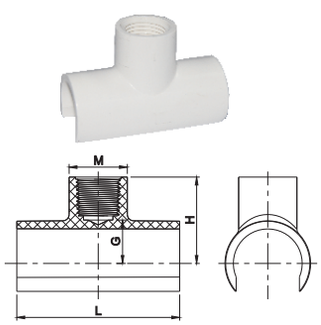

Part Number	Size (in)	G	H	L	M	Weight (Lbs)
464-007	3/4	11/16	1-7/16	3-1/16	1-5/16	0.081
464-101	3/4×1/2	23/32	1-7/16	2-13/16	1-3/32	0.070
464-130	1×1/2	7/8	1-5/8	3-1/16	1-3/32	0.097
464-131	1×3/4	7/8	1-5/8	3-5/16	1-5/16	0.112

INSERT ADAPTER (INSERT × SOC)

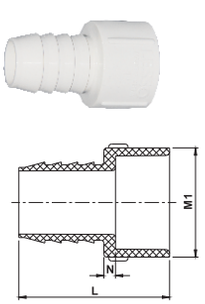

Part Number	Size (in)	N	L	M1	Weight (Lbs)
474-007	3/4	5/32	2-7/16	15/16	0.045
474-010	1	5/32	2-9/16	1-5/8	0.071
474-015	1-1/2	1/4	3-1/16	2-7/32	0.144
474-020	2	3/16	3-9/16	2-23/32	0.218

NOTE: DO NOT USE OR TEST THE PRODUCTS IN THIS CATALOG WITH COMPRESSED AIR OR OTHER GASES. FAILURE TO FOLLOW THIS WARNING CAN RESULT IN PERSONAL INJURY OR DAMAGE TO PROPERTY.

PVC SCH40 Fittings

WYE
(SOC × SOC × SOC)

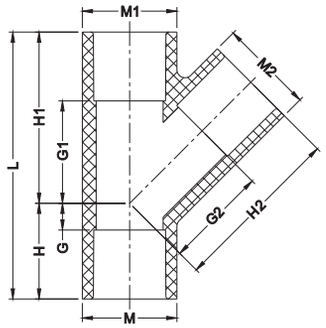

Part Number	Size (in)	G	G1	G2	H	H1	H2	L	M	M1	M2	Weight (Lbs)
475-005	1/2	5/16	1-3/16	1-3/16	1-3/32	1-15/16	1-15/16	3-1/16	1-5/32	1-5/32	1-5/32	0.110
475-007	3/4	3/8	1-1/2	1-1/2	1-13/32	2-1/2	2-1/2	3-7/8	1-3/8	1-3/8	1-3/8	0.185
475-010	1	15/32	1-27/32	1-27/32	1-19/32	2-31/32	2-31/32	4-19/32	1-11/16	1-11/16	1-11/16	0.309
475-012	1-1/4	3/8	2-3/16	2-7/32	1-21/32	3-15/32	3-1/2	5-1/8	2-1/16	2-1/16	2-1/16	0.441
475-015	1-1/2	5/8	2-9/16	2-19/32	1-15/16	3-7/8	3-29/32	5-13/16	2-5/16	2-5/16	2-5/16	0.604
475-020	2	3/4	3-7/32	3-7/32	2-1/8	4-19/32	4-19/32	6-3/4	2-27/32	2-27/32	2-27/32	1.036
475-025	2-1/2	27/32	3-27/32	3-15/16	2-5/8	5-5/8	5-23/32	8-9/32	3-15/32	3-15/32	3-15/32	1.817
475-030	3	1-3/32	4-21/32	4-21/32	2-31/32	6-9/16	6-9/16	9-17/32	4-1/8	4-1/8	4-1/8	2.948
475-040	4	1-11/32	6	6	3-3/8	8-1/32	8-1/32	11-7/16	5-7/32	5-7/32	5-7/32	4.956
475-060	6	1-21/32	8-1/4	8-15/32	5-1/8	11-23/32	11-15/16	16-27/32	7-15/32	7-15/32	7-15/32	11.815

SPIGOT FEMALE ADAPTER (SPIG × FIPT)

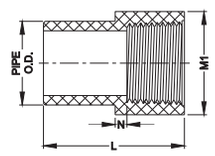

Part Number	Size (in)	L	M1	N	Weight (Lbs)
478-005	1/2	1-21/32	1-3/32	5/32	0.035
478-007	3/4	1-29/32	1-5/16	5/32	0.051
478-010	1	2-7/32	1-5/8	3/16	0.087
478-012	1-1/4	2-15/32	1-31/32	3/16	0.122
478-015	1-1/2	2-1/2	2-7/32	3/16	0.147
478-020	2	2-5/8	2-23/32	7/32	0.203

NOTE: DO NOT USE OR TEST THE PRODUCTS IN THIS CATALOG WITH COMPRESSED AIR OR OTHER GASES. FAILURE TO FOLLOW THIS WARNING CAN RESULT IN PERSONAL INJURY OR DAMAGE TO PROPERTY.

PVC SCH40 Fittings

REDUCING WYE
(SOC × SOC × SOC)

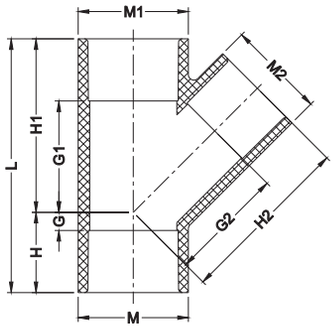

Part Number	Size (in)	G	G1	G2	H	H1	H2	L	M	M1	M2	Weight (Lbs)
475-101	3/4×3/4×1/2	3/16	1-5/16	1-11/32	1-3/16	2-5/16	2-1/8	3-15/32	1-3/8	1-3/8	1-5/32	0.145
475-131	1×1×3/4	5/32	1-21/32	1-23/32	1-5/16	2-25/32	2-3/4	4-1/16	1-11/16	1-11/16	1-3/8	0.241
475-210	1-1/2×1-1/2×3/4	-1/16	1-29/32	2-5/32	1-1/4	3-7/32	3-5/32	4-7/16	2-5/16	2-5/16	1-3/8	0.376
475-211	1-1/2×1-1/2×1	3/32	2-5/32	2-1/4	1-13/32	3-15/32	3-3/8	4-7/8	2-5/16	2-5/16	1-11/16	0.472
475-212	1-1/2×1-1/2×1-1/4	3/8	2-11/32	2-7/16	1-11/16	3-21/32	3-11/16	5-11/32	2-5/16	2-5/16	2-1/16	0.522
475-251	2×2×1-1/2	5/16	2-13/16	2-15/16	1-23/32	4-3/16	4-1/4	5-29/32	2-27/32	2-27/32	2-5/16	0.772
475-292	2-1/2×2-1/2×2	7/16	3-7/16	3-5/8	2-7/32	5-7/32	5	7-7/16	3-15/32	3-15/32	2-27/32	1.414
475-338	3×3×2	5/32	3-23/32	4-1/32	2-1/16	5-5/8	5-7/16	7-11/16	4-1/8	4-1/8	2-27/32	1.792
475-339	3×3×2-1/2	1/2	4-1/8	4-11/32	2-13/32	6-1/32	6-5/32	8-7/16	4-1/8	4-1/8	3-15/32	2.202
475-420	4×4×2	-9/32	4-1/2	4-27/32	1-25/32	6-17/32	6-7/32	8-5/16	5-7/32	5-7/32	2-27/32	2.718
475-422	4×4×3	17/32	5-5/32	5-3/8	2-9/16	7-7/32	7-9/32	9-3/4	5-7/32	5-7/32	4-1/8	3.635
475-528	6×6×2	-(1-11/32)	5-3/8	6-7/16	2-1/8	8-27/32	7-27/32	10-31/32	7-15/32	7-15/32	2-27/32	5.745
475-530	6×6×3	-9/16	6-3/16	6-31/32	2-29/32	9-21/32	8-27/32	12-9/16	7-15/32	7-15/32	4-1/8	6.975
475-532	6×6×4	5/32	7-1/32	7-13/32	3-5/8	10-1/2	9-7/16	14-1/8	7-15/32	7-15/32	5-7/32	8.276

NOTE: DO NOT USE OR TEST THE PRODUCTS IN THIS CATALOG WITH COMPRESSED AIR OR OTHER GASES.
FAILURE TO FOLLOW THIS WARNING CAN RESULT IN PERSONAL INJURY OR DAMAGE TO PROPERTY.

PVC SCH40 Fittings

DEEP SOCKET COUPLING (SOC × SOC)

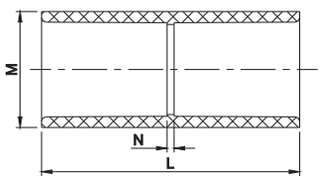

Part Number	Size (in)	N	L	M	Weight (Lbs)
479-005	1/2	2-13/32	1-3/32	3/32	0.047
479-007	3/4	3/32	2-7/8	1-5/16	0.071
479-010	1	3/32	3-5/8	1-5/8	0.131
479-012	1-1/4	3/32	3-27/32	1-31/32	0.172
479-015	1-1/2	1/8	4-19/32	2-7/32	0.243
479-020	2	1/8	5-3/32	2-23/32	0.353
479-025	2-1/2	6-31/32	3-5/16	3/16	0.761
479-030	3	7-9/32	3-31/32	3/16	1.048
479-040	4	7-17/32	5-1/32	3/16	1.501
479-060	6	10-21/32	7-1/4	7/32	3.611

UNION W/O-RING SEAL (SOC × SOC)

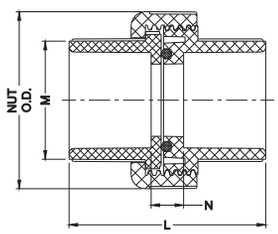

Part Number	Size (in)	N	L	M	NUT O.D.	Weight (Lbs)
497-005	1/2	11/32	1-7/8	1-3/32	1-13/16	0.104
497-007	3/4	13/32	2-7/16	1-5/16	2-1/16	0.147
497-010	1	7/16	2-23/32	1-5/8	2-7/16	0.219
497-012	1-1/4	15/32	3	1-31/32	2-27/32	0.299
497-015	1-1/2	9/16	3-3/16	2-7/32	3-3/16	0.418
497-020	2	5/8	3-13/32	2-23/32	3-27/32	0.604

UNION W/O-RING SEAL (FIPT × FIPT)

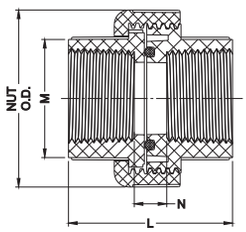

Part Number	Size (in)	N	L	M	NUT O.D.	Weight (Lbs)
498-005	1/2	1/2	1-15/16	1-3/32	1-13/16	0.116
498-007	3/4	7/16	1-15/16	1-5/16	2-1/16	0.145
498-010	1	7/16	2-1/4	1-5/8	2-7/16	0.220
498-012	1-1/4	15/32	2-15/32	1-31/32	2-27/32	0.300
498-015	1-1/2	9/16	2-9/16	2-7/32	3-3/16	0.415
498-020	2	5/8	2-21/32	2-23/32	3-27/32	0.589

NOTE: DO NOT USE OR TEST THE PRODUCTS IN THIS CATALOG WITH COMPRESSED AIR OR OTHER GASES. FAILURE TO FOLLOW THIS WARNING CAN RESULT IN PERSONAL INJURY OR DAMAGE TO PROPERTY.

PVC SCH40 Fittings

COMPRESSION COUPLING (GASKET × GASKET)

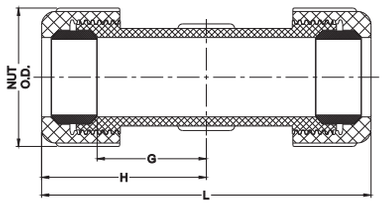

Part Number	Size (in)	G	H	L	NUT O.D.	Weight (Lbs)
IR90-05	1/2	1-19/32	2-15/32	4-15/16	1-27/32	0.249
IR90-07	3/4	1-23/32	2-21/32	5-5/16	2-3/32	0.316
IR90-10	1	1-29/32	2-7/8	5-23/32	2-13/32	0.473
IR90-12	1-1/4	2-3/32	3-3/32	6-5/32	2-25/32	0.601
IR90-15	1-1/2	2-9/32	3-5/16	6-21/32	3-5/32	0.799
IR90-20	2	2-9/16	3-11/16	7-11/32	3-21/32	1.112
IR90-25	2-1/2	2-13/16	4-5/32	8-5/16	4-11/32	1.754
IR90-30	3	2-15/16	4-17/32	9-1/16	5	2.392
IR90-40	4	3-19/32	5-11/32	10-23/32	6-3/8	4.344
IR90-60	6	3-3/4	5-5/8	11-1/4	8-13/16	8.105

EXPAND REPAIR COUPLING (SOC × SPIG)

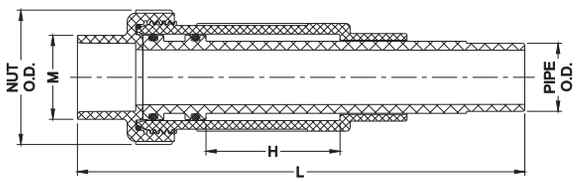

Part Number	Size (in)	H	L	M	NUT O.D.	Weight (Lbs)
FSF-050	1/2	2-3/32	6-5/8	1-3/32	1-15/16	0.302
FSF-075	3/4	2-7/32	7-1/2	1-5/16	2-3/32	0.386
FSF-100	1	2-19/32	8-21/32	1-5/8	2-19/32	0.649
FSF-125	1-1/4	3-1/32	9-1/4	1-31/32	3-1/16	0.918
FSF-150	1-1/2	3-1/32	9-7/32	2-7/32	3-1/4	1.071
FSF-200	2	3-1/6	10-1/2	2-23/32	3-27/32	1.544
FSF-250	2-1/2	5-7/8	14	3-5/16	4-19/32	3.282
FSF-300	3	5-29/32	14-1/2	3-31/32	5-15/32	4.693
FSF-400	4	5-31/32	15-23/32	5-1/32	6-23/32	7.121
FSF-600	6	6-3/32	18-3/16	7-1/4	9-1/32	12.965

NOTE: DO NOT USE OR TEST THE PRODUCTS IN THIS CATALOG WITH COMPRESSED AIR OR OTHER GASES. FAILURE TO FOLLOW THIS WARNING CAN RESULT IN PERSONAL INJURY OR DAMAGE TO PROPERTY.

PVC SCH40 Fittings

COMPRESSION TEE (GASKET × GASKET × FIPT)

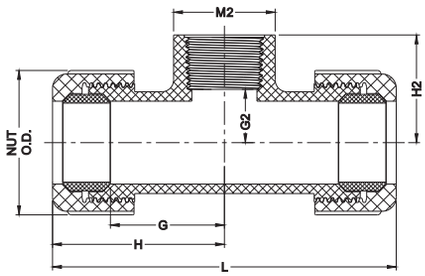

Part Number	Size(in)	G	G2	H	H2	L	M2	NUT O.D.	Weight (Lbs)
IR91-05	1/2	1-19/32	5/8	2-15/32	1-11/32	4-15/16	1-5/32	1-27/32	0.273
IR91-07	3/4	1-23/32	23/32	2-21/32	1-15/32	5-5/16	1-3/8	2-3/32	0.347
IR91-10	1	1-29/32	7/8	2-7/8	1-25/32	5-23/32	1-11/16	2-13/32	0.528

Fitting Terms and Abbreviations:
ELL: Elbow
SOC: Solvent Weld Socket
SPIG: Spigot End (pipe O.D. size)
MIPT: Male Iron Pipe Thread
FIPT: Female Iron Pipe Thread
INSERT: Barbed Insert End
GASKET: Elastomer Gasket Sealed Connection
IPS O.D.: Iron Pipe Size Outside Diameter
W/: with

NOTE: DO NOT USE OR TEST THE PRODUCTS IN THIS CATALOG WITH COMPRESSED AIR OR OTHER GASES. FAILURE TO FOLLOW THIS WARNING CAN RESULT IN PERSONAL INJURY OR DAMAGE TO PROPERTY.

PVC DWV Fittings

COUPLING (H×H)

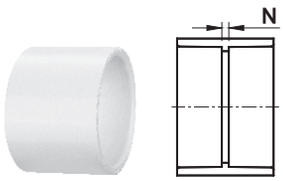

Part Number	Size (in)	N	Weight (Lbs)
LP100-012	1-1/4	1/8	0.0794
LP100-015	1-1/2	3/16	0.0904
LP100-020	2	1/8	0.1367
LP100-030	3	3/16	0.4497
LP100-040	4	1/4	0.7738
LP100-060	6	1/4	2.0701
LP100-080	8	1/4	4.2811
LP100-100	10	13/32	7.3084
LP100-120	12	13/32	11.5218

FEMALE ADAPTER (FPT×H)

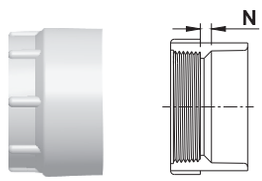

Part Number	Size (in)	N	Weight (Lbs)
LP101-012	1-1/4	1/4	0.0772
LP101-015	1-1/2	1/4	0.1058
LP101-020	2	1/4	0.1235
LP101-030	3	5/16	0.3902
LP101-040	4	11/32	0.6526
LP101-060	6	3/8	1.5124
LP101-080	8	1/2	3.5648

REDUCING FEMALE ADAPTER (H × FPT)

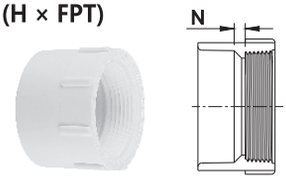

Part Number	Size (in)	N	Weight (Lbs)
LP101-212	1-1/2×1-1/4	1/4	0.0882

PIPE LNCREASER-REDUCER (H×H)

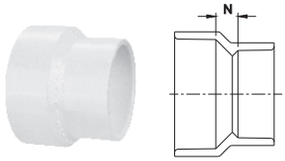

Part Number	Size (in)	N	Weight (Lbs)
LP102-212	1-1/2×1-1/4	7/16	0.0992
LP102-251	2×1-1/2	15/32	0.1389
LP102-337	3×1-1/2	1-1/32	0.4012
LP102-338	3×2	7/8	0.4012
LP102-419	4×1-1/2	1-17/32	0.6570
LP102-420	4×2	1-13/32	0.7055
LP102-422	4×3	15/16	0.7959
LP102-532	6×4	1-7/16	1.8254
LP102-582	8×4	1-5/8	3.4187
LP102-585	8×6	3/4	3.7165
LP102-624	10×4	2-7/32	5.7033
LP102-626	10×6	1-9/16	5.9744
LP102-628	10×8	1-3/8	6.7197
LP102-668	12×8	1-7/8	9.7762
LP102-670	12×10	1-11/32	10.5258

NOTE: DO NOT USE OR TEST THE PRODUCTS IN THIS CATALOG WITH COMPRESSED AIR OR OTHER GASES. FAILURE TO FOLLOW THIS WARNING CAN RESULT IN PERSONAL INJURY OR DAMAGE TO PROPERTY.

PVC DWV Fittings

TRAP ADAPTER-MALE (S×SLIP)

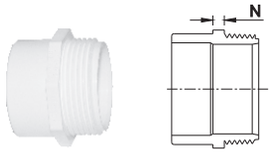

Part Number	Size (in)	N	Weight (Lbs)
LP103-012	1-1/4	7/32	0.0604
LP103-015	1-1/2	3/16	0.0750
LP103-212	1-1/2×1-1/4	7/32	0.0705
LP103-020	2	3/16	0.0860

TRAP ADAPTER-MALE W/PLASTIC NUT (S × SLIP)



Part Number	Size (in)	N	Weight (Lbs)
LP103P-012	1-1/4	7/32	0.1019
LP103P-015	1-1/2	3/16	0.1036
LP103P-212	1-1/2×1-1/4	7/32	0.0948
LP103P-020	2	3/16	0.1301

TRAP ADAPTER-MALE W/ PLASTIC NUT&WASHER (S × SLIP)

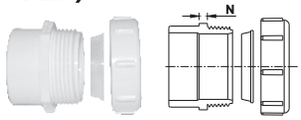

Part Number	Size (in)	N	Weight (Lbs)
LP103X-012	1-1/4	7/32	0.1036
LP103X-015	1-1/2	3/16	0.1217
LP103X-212	1-1/2×1-1/4	7/32	0.1235
LP103X-020	2	3/16	0.1413

TRAP ADAPTER-MALE W/1-1/2 PLASTIC NUT & WASHER AND 1-1/2×1-1/4 WASHER (S × SLIP)

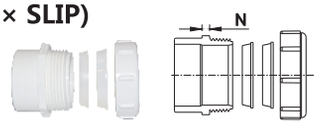

Part Number	Size (in)	N	Weight (Lbs)
LP103R-015	1-1/2	3/16	0.1283

TRAP ADAPTER - FEMALE (H × SLIP)

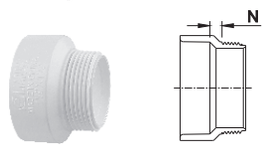

Part Number	Size (in)	N	Weight (Lbs)
LP104-012	1-1/4	5/16	0.0679
LP104-015	1-1/2	5/16	0.0750
LP104-020	2	11/32	0.1027
LP104-212	1-1/2×1-1/4	5/16	0.0794

TRAP ADAPTER - FEMALE W/PLASTIC NUT(H × SLIP)

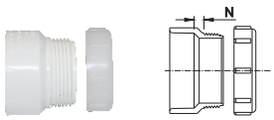

Part Number	Size (in)	N	Weight (Lbs)
LP104P-012	1-1/4	5/16	0.0944
LP104P-015	1-1/2	5/16	0.1080
LP104P-020	2	11/32	0.1493
LP104P-212	1-1/2×1-1/4	5/16	0.0992

NOTE: DO NOT USE OR TEST THE PRODUCTS IN THIS CATALOG WITH COMPRESSED AIR OR OTHER GASES. FAILURE TO FOLLOW THIS WARNING CAN RESULT IN PERSONAL INJURY OR DAMAGE TO PROPERTY.

PVC DWV Fittings

TRAP ADAPTER-FEMALE W/PLASTIC NUT & WASHER (H×SLIP)

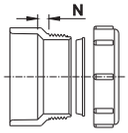

Part Number	Size (in)	N	Weight (Lbs)
LP104X-012	1-1/4	5/16	0.1111
LP104X-015	1-1/2	5/16	0.1146
LP104X-020	2	11/32	0.1548
LP104X-212	1-1/2×1-1/4	5/16	0.1279

FITTING CLEANOUT ADAPTER (S × FPT)

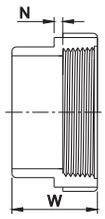

Part Number	Size (in)	N	W	Weight (Lbs)
LP105-012	1-1/4	5/32	1-3/8	0.0719
LP105-015	1-1/2	5/32	1-1/2	0.0926
LP105-020	2	5/32	1-9/16	0.1279
LP105-030	3	1/4	2-17/32	0.3726
LP105-040	4	1/4	2-7/8	0.5820
LP105-060	6	3/8	4-3/8	1.6380

FITTING CLEANOUT ADAPTER W/ C.O. PLUG (S × FPT)

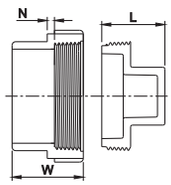

Part Number	Size (in)	N	W	L	Weight (Lbs)
LP105X-012	1-1/4	5/32	1-3/8	31/32	0.1135
LP105X-015	1-1/2	5/32	1-1/2	1-3/8	0.1565
LP105X-020	2	5/32	1-9/16	1-3/8	0.2315
LP105X-030	3	1/4	2-17/32	1-23/32	0.6063
LP105X-040	4	1/4	2-7/8	1-7/8	0.9722
LP105X-060	6	3/8	4-3/8	2	2.4692

CLEANOUT PLUG (MPT)

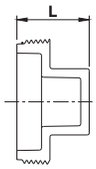

Part Number	Size (in)	L	Weight (Lbs)
LP106-012	1-1/4	31/32	0.0419
LP106-015	1-1/2	1-3/8	0.0639
LP106-020	2	1-3/8	0.1036
LP106-030	3	1-23/32	0.2337
LP106-040	4	1-7/8	0.3902
LP106-060	6	2	0.8311
LP106-080	8	2-17/32	1.7879

CLEANOUT PLUG W/GASKET (MPT)

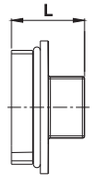

Part Number	Size (in)	L	Weight (Lbs)
LP106R-015	1-1/2	1-1/2	0.0765
LP106R-020	2	1-1/2	0.1235
LP106R-030	3	1-29/32	0.3060
LP106R-040	4	2-3/32	0.5181
LP106R-060	6	2-1/4	1.0659

NOTE: DO NOT USE OR TEST THE PRODUCTS IN THIS CATALOG WITH COMPRESSED AIR OR OTHER GASES. FAILURE TO FOLLOW THIS WARNING CAN RESULT IN PERSONAL INJURY OR DAMAGE TO PROPERTY.

PVC DWV Fittings

FLUSH BUSHING (S × H)

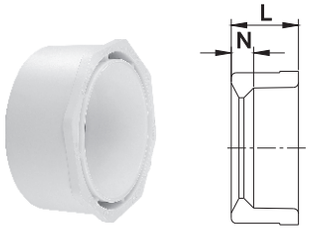

Part Number	Size (in)	N	L	Weight (Lbs)
LP107-212	1-1/2×1-1/4	1/4	15/16	0.0463
LP107-250	2×1-1/4	11/32	1-1/16	0.1389
LP107-251	2×1-1/2	11/32	1-1/16	0.0992
LP107-337	3×1-1/2	1	1-25/32	0.3770
LP107-338	3×2	7/8	1-25/32	0.3748
LP107-420	4×2	1-5/32	2-1/16	0.6239
LP107-422	4×3	17/32	2-1/16	0.5071
LP107-530	6×3	1-13/16	3-11/32	1.8805
LP107-532	6×4	1-23/32	3-1/2	2.0922
LP107-582	8×4	2-5/8	4-13/32	3.4965
LP107-585	8×6	1-3/8	4-13/32	3.5802
LP107-626	10×6	2-7/16	5-15/32	6.6580
LP107-628	10×8	1-9/16	5-19/32	6.4638
LP107-666	12×6	3-19/32	6-5/8	9.9517
LP107-668	12×8	2-5/8	6-21/32	10.0648
LP107-670	12×10	1-5/8	6-5/8	12.5904

REDUCER BUSHING (DISHWASHER BUSHING) (S×FPT)

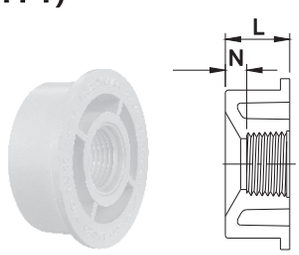

Part Number	Size (in)	N	L	Weight (Lbs)
LP108-209	1-1/2×½	9/32	13/16	0.0750
LP108-210	1-1/2×3/4	9/32	13/16	0.0728
LP108-212	1-1/2×1-1/4	3/16	29/32	0.0465
LP108-251	2×1-1/2	1/4	31/32	0.0961
LP108-337	3×1-1/2	1-1/16	1-25/32	0.3397
LP108-338	3×2	1	1-25/32	0.3391
LP108-628	10×8	3-29/32	5-5/8	5.4938
LP108-668	12×8	4-29/32	6-21/32	8.3153

MALE ADAPTER (MPT × H)

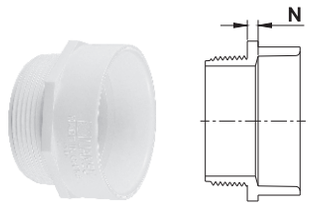

Part Number	Size (in)	N	Weight (Lbs)
LP109-012	1-1/4	3/16	0.0750
LP109-169	1-1/4×1-1/2	3/16	0.0816
LP109-015	1-1/2	3/16	0.1080
LP109-020	2	3/16	0.4431
LP109-030	3	13/32	0.7363
LP109-040	4	13/32	1.8232
LP109-060	6	13/32	0.0816

NOTE: DO NOT USE OR TEST THE PRODUCTS IN THIS CATALOG WITH COMPRESSED AIR OR OTHER GASES. FAILURE TO FOLLOW THIS WARNING CAN RESULT IN PERSONAL INJURY OR DAMAGE TO PROPERTY.

PVC DWV Fittings

FLUSH C.O. PLUG (MPT)

Part Number	Size (in)	L	Weight (Lbs)
LP110-020	2	5/8	0.0564
LP110-030	3	3/4	0.1411
LP110-040	4	7/8	0.2769

PLUG SLIP (S)

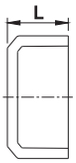

Part Number	Size (in)	L	Weight (Lbs)
LP110S-015	1-1/2	15/16	0.0549
LP110S-020	2	31/32	0.0831

CAP (SOC)

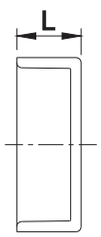

Part Number	Size (in)	L	Weight (Lbs)
LP116-015	1-1/2	15/16	0.0683
LP116-020	2	1	0.0970
LP116-030	3	1-3/4	0.3307
LP116-040	4	2-1/32	0.5732
LP116-060	6	3-5/16	1.4947
LP116-080	8	4-1/32	3.1920
LP116-100	10	5	5.4034
LP116-120	12	6-1/32	8.5494

ADAPTER COUPLING (H × H)

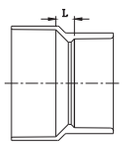

Part Number	Size (in)	L	Weight (Lbs)
LP117-030	3	13/32	0.3746
LP117-040	4	1/2	0.5975
LP117-422	4×3	23/32	0.4894

ADAPTER COUPLING (S/D S×DWV H)

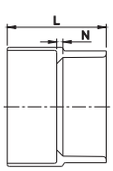

Part Number	Size (in)	N	L	Weight (Lbs)
LP117X-422	4×3	7/32	3-1/2	0.3948

NOTE: DO NOT USE OR TEST THE PRODUCTS IN THIS CATALOG WITH COMPRESSED AIR OR OTHER GASES. FAILURE TO FOLLOW THIS WARNING CAN RESULT IN PERSONAL INJURY OR DAMAGE TO PROPERTY.

PVC DWV Fittings

ADAPTER BUSHING (DWV SPIGOT × HUB)

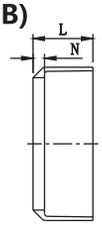

Part Number	Size (in)	N	L	Weight (Lbs)
LP118-020	2	3/16	15/16	0.0243
LP118-030	3	7/32	1-23/32	0.1168
LP118-040	4	1/4	2	0.1896
LP118-060	6	11/32	3-11/32	0.6085

TEST CAP, OUTSIDE DIAMETER (H)

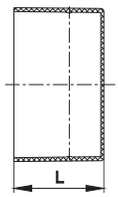

Part Number	Size (in)	L	Weight (Lbs)
LN132-015	1-1/2	1-3/16	0.0174
LN132-020	2	1-3/16	0.0262
LN132-030	3	1-21/32	0.0547
LN132-040	4	1-25/32	0.0816
LN132-060	6	3-1/16	0.2630

NO-HUB ADAPTER (S × H)

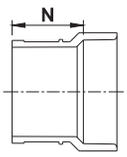

Part Number	Size (in)	N	Weight (Lbs)
LP119-015	1-1/2	1-9/16	0.1058
LP119-020	2	1-5/8	0.1389
LP119-030	3	1-13/16	0.3880
LP119-040	4	1-7/8	0.6239
LP119-251	2×1-1/2	1-5/8	0.1367
LP119-422	4×3	1-13/16	0.4630

HUB ADAPTER (H×S)

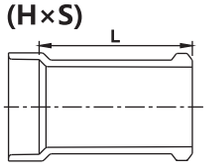

Part Number	Size (in)	L	Weight (Lbs)
LP123-020	2	3-27/32	0.3086
LP123-030	3	4-1/8	0.7165
LP123-040	4	4-13/32	1.0737

TRAP ADAPTER PLUG (H×NPSM THREAD)

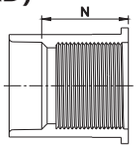

Part Number	Size (in)	N	Weight (Lbs)
LP128-015	1-1/2	1-7/8	0.1938

TRAP ADAPTER PLUG (S×NPSM THREAD)

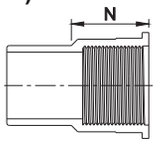

Part Number	Size (in)	N	Weight (Lbs)
LP129-015	1-1/2	3-3/8	0.2183

NOTE: DO NOT USE OR TEST THE PRODUCTS IN THIS CATALOG WITH COMPRESSED AIR OR OTHER GASES. FAILURE TO FOLLOW THIS WARNING CAN RESULT IN PERSONAL INJURY OR DAMAGE TO PROPERTY.

PVC DWV Fittings

REPAIR COUPLING (H × H)

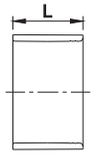

Part Number	Size (in)	L	Weight (Lbs)
LP130-015	1-1/2	1-17/32	0.0750
LP130-020	2	1-21/32	0.1058
LP130-030	3	3-7/32	0.4034
LP130-040	4	3-25/32	0.6746
LP130-060	6	6-11/32	2.0305

TEST CAP (S)

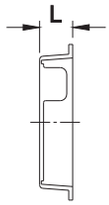

Part Number	Size (in)	L	Weight (Lbs)
LP131-015	1-1/2	13/32	0.0077
LP131-020	2	13/32	0.0115
LP131-030	3	7/36	0.0280
LP131-040	4	13/32	0.0476

Threaded Cap (FPT)

Part Number	Size (in)	L	Weight (Lbs)
LP135-015	1-1/2	7/8	0.0794
LP135-020	2	15/16	0.1168
LP135-030	3	1-7/16	0.3732

1/4 BEND (H × H)

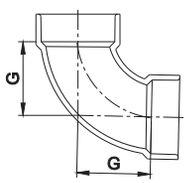

Part Number	Size (in)	G	Weight (Lbs)
LP300-012	1-1/4	1-9/16	0.1653
LP300-015	1-1/2	1-25/32	0.2403
LP300-020	2	2-3/8	0.3483
LP300-030	3	3-1/16	0.9855
LP300-040	4	3-7/8	1.7328
LP300-060	6	5	4.2196
LP300-080	8	6	4.3009
LP300-100	10	9-1/4	15.7582
LP300-120	12	10-7/10	24.6047

90°ELBOW-SHORT TURN (H×H)

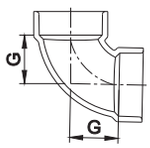

Part Number	Size (in)	G	Weight (Lbs)
LP300-015S	1-1/2	1-15/32	0.1830
LP300-020S	2	1-9/16	0.2601
LP300-030S	3	2-3/8	0.9061

1/4 BEND (H X FIPT)

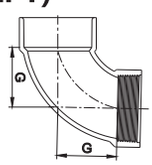

Part Number	Size (in)	G	Weight (Lbs)
LP301-030	3	3-1/16	1.0240

NOTE: DO NOT USE OR TEST THE PRODUCTS IN THIS CATALOG WITH COMPRESSED AIR OR OTHER GASES. FAILURE TO FOLLOW THIS WARNING CAN RESULT IN PERSONAL INJURY OR DAMAGE TO PROPERTY.

PVC DWV Fittings

1/4 BEND, REDUCING (H×H)

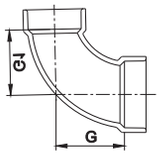

Part Number	Size (in)	G	G1	Weight (Lbs)
LP300R-251	2×1-1/2	2-7/16	2-5/16	0.2908

1/4 BEND WITH SIDE INLET (ALL HUB)

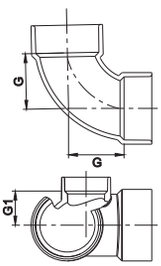

Part Number	Size (in)	G	G1	Weight (Lbs)
LP300S-337	3×3×1-1/2	3-1/16	1-31/32	1.0582
LP300S-338	3×3×2	3-1/16	1-7/8	1.0296

1/4 BEND, STREET (S×H)

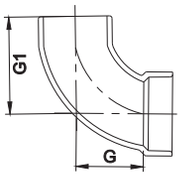

Part Number	Size (in)	G	G1	Weight (Lbs)
LP302-012	1-1/4	1-9/16	2-9/32	0.1543
LP302-015	1-1/2	1-3/4	2-5/16	0.1808
LP302-020	2	2-5/16	3-1/8	0.3064
LP302-030	3	3-1/16	4-19/32	0.9921
LP302-040	4	3-15/16	5-23/32	1.7593
LP302-060	6	5	8-11/32	4.1888
LP302-080	8	6	10	8.2143

90°ELBOW-SHORT TURN (H×S)

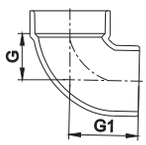

Part Number	Size (in)	G	G1	Weight (Lbs)
LP302-020S	2	1-9/16	2-5/16	0.2447

1/4 BEND W/ LOW HEEL INLET (H × H × H)

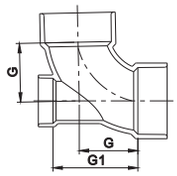

Part Number	Size (in)	G	G1	Weight (Lbs)
LP303-337	3×3×1-1/2	3-1/16	4-3/16	1.0591
LP303-338	3×3×2	3-1/16	4-7/16	1.0714
LP303-420	4×4×2	3-7/8	5-7/16	1.7549

LONG SWEEP 1/4 BEND (H × H)

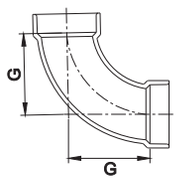

Part Number	Size (in)	G	Weight (Lbs)
LP304-015	1-1/2	2-3/4	0.2866
LP304-020	2	3-1/4	0.4101
LP304-030	3	4-1/16	1.1662
LP304-040	4	4-15/16	2.0349
LP304-060	6	6-23/32	4.8700

NOTE: DO NOT USE OR TEST THE PRODUCTS IN THIS CATALOG WITH COMPRESSED AIR OR OTHER GASES. FAILURE TO FOLLOW THIS WARNING CAN RESULT IN PERSONAL INJURY OR DAMAGE TO PROPERTY.

PVC DWV Fittings

11-1/4°ELBOW(H×H)

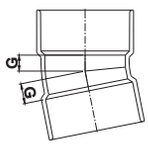

Part Number	Size (in)	G	Weight (Lbs)
LP305-060	6	1-1/2	2.8616

11-1/4°ELBOW(S×H)

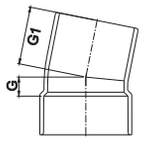

Part Number	Size (in)	G	G1	Weight (Lbs)
LP306-060	6	1-1/2	4-17/32	2.7999

LONG SWEEP 1/4 BEND W/LOW HEEL INLET (ALL HUB)

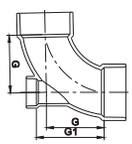

Part Number	Size (in)	G	G1	Weight (Lbs)
LP307-337	3×3×1-1/2	4-1/16	4-3/4	1.2531
LP307-338	3×3×2	4-1/16	4-15/16	1.2787

LONG SWEEP 1/4 BEND W/HIGH HEEL INLET (ALL HUB)

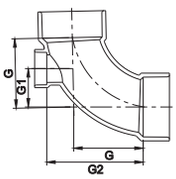

Part Number	Size (in)	G	G1	G2	Weight (Lbs)
LP308-337	3×3×1-1/2	4-1/16	2-1/4	5-5/8	1.2167
LP308-338	3×3×2	4-1/16	2-1/4	5-5/8	1.2257

LONG SWEEP 1/4 BEND, STREET (H × S)

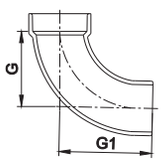

Part Number	Size (in)	G	G1	Weight (Lbs)
LP309-015	1-1/2	2-3/4	3-15/32	0.2668
LP309-020	2	3-1/4	4-1/32	0.3968
LP309-030	3	4-1/16	5-19/32	1.1729
LP309-040	4	4-15/16	6-11/16	2.0216

1/4 BEND, STREET W/ LOW HEEL INLET (H × S × H)

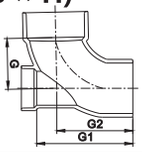

Part Number	Size (in)	G	G1	G2	Weight (Lbs)
LP310-338	3×3×2	3-1/16	5-31/32	4-19/32	1.0053

NOTE: DO NOT USE OR TEST THE PRODUCTS IN THIS CATALOG WITH COMPRESSED AIR OR OTHER GASES. FAILURE TO FOLLOW THIS WARNING CAN RESULT IN PERSONAL INJURY OR DAMAGE TO PROPERTY.

PVC DWV Fittings

LONG SWEEP 1/4 BEND W/ SIDE INLET (ALL×HUB)

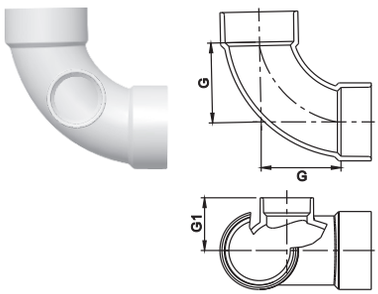

Part Number	Size (in)	G	G1	Weight (Lbs)
LP311-338	3×3×2	4-1/16	1-29/32	1.2522

1/6 BEND (H × H)

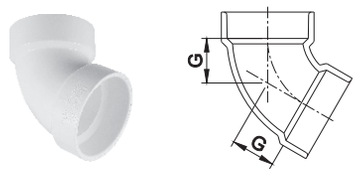

Part Number	Size (in)	G	Weight (Lbs)
LP319-015	1-1/2	1	0.1631
LP319-020	2	1-5/16	0.2579
LP319-030	3	1-11/16	0.8179
LP319-040	4	2-1/16	1.3514
LP319-060	6	3-3/8	3.8669

1/6 BEND, STREET (H × S)

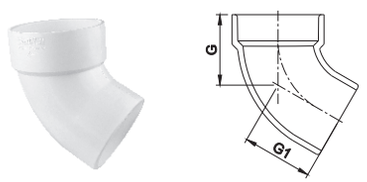

Part Number	Size (in)	G	G1	Weight (Lbs)
LP320-015	1-1/2	1	1-11/16	0.1521
LP320-020	2	1-5/16	2-1/16	0.2403
LP320-030	3	1-11/16	3-7/32	0.7606
LP320-040	4	2-1/16	3-13/36	1.3536

1/8 BEND (H × H)

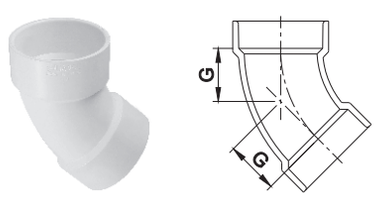

Part Number	Size (in)	G	Weight (Lbs)
LP321-012	1-1/4	1	0.1433
LP321-015	1-1/2	1-1/8	0.1852
LP321-020	2	1-1/2	0.2844
LP321-030	3	1-3/4	0.8201
LP321-040	4	2-3/16	1.5168
LP321-060	6	2	3.1306
LP321-080	8	2-1/16	6.0146

45°ELBOW-SHORT TURN (H×H)

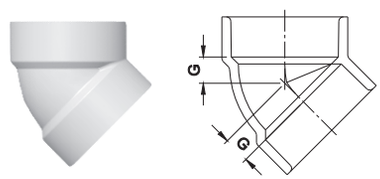

Part Number	Size (in)	G	Weight (Lbs)
LP321-015S	1-1/2	15/32	0.1235

NOTE: DO NOT USE OR TEST THE PRODUCTS IN THIS CATALOG WITH COMPRESSED AIR OR OTHER GASES. FAILURE TO FOLLOW THIS WARNING CAN RESULT IN PERSONAL INJURY OR DAMAGE TO PROPERTY.

PVC DWV Fittings

45°ELBOW-SHORT TURN (H×S)

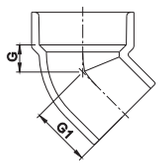

Part Number	Size (in)	G	G1	Weight (Lbs)
LP323-015S	1-1/2	19/32	1-5/16	0.1257

1/8 BEND, STREET (H × S)

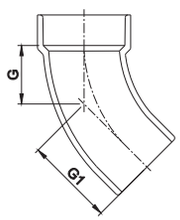

Part Number	Size (in)	G	G1	Weight (Lbs)
LP323-012	1-1/4	1	1-13/16	0.1323
LP323-015	1-1/2	1-1/8	1-29/32	0.1852
LP323-020	2	1-11/16	2-19/32	0.2976
LP323-030	3	1-25/32	3-5/16	0.8157
LP323-040	4	2-3/16	3-15/16	1.3669
LP323-060	6	2	5-5/32	3.1306
LP323-080	8	2-1/16	6-5/32	5.7493
LP323-100	10	2-5/8	7-5/8	9.8882

1/16 BEND (H × H)

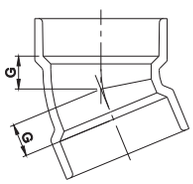

Part Number	Size (in)	G	Weight (Lbs)
LP324-015	1-1/2	1/2	0.1323
LP324-020	2	11/16	0.1874
LP324-030	3	13/16	0.6437
LP324-040	4	1	1.0670
LP324-060	6	1-1/2	2.9255
LP324-080	8	1-1/2	5.5864
LP324-100	10	2-3/16	9.8391
LP324-120	12	2-3/8	15.2072

22-1/2" ELBOW-SHORT TURN (H×H)

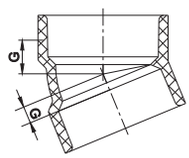

Part Number	Size (in)	G	Weight (Lbs)
LP324-015S	1-1/2	9/32	0.1102

1/16 BEND, STREET (H × S)

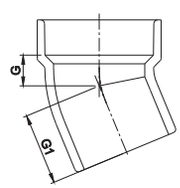

Part Number	Size (in)	G	G1	Weight (Lbs)
LP326-015	1-1/2	1/2	1-5/16	0.1235
LP326-020	2	11/16	1-9/16	0.2050
LP326-030	3	13/16	2-7/32	0.6085
LP326-040	4	1	2-3/4	0.9877
LP326-060	6	1-1/2	4-17/32	2.8638

NOTE: DO NOT USE OR TEST THE PRODUCTS IN THIS CATALOG WITH COMPRESSED AIR OR OTHER GASES. FAILURE TO FOLLOW THIS WARNING CAN RESULT IN PERSONAL INJURY OR DAMAGE TO PROPERTY.

PVC DWV Fittings

DOUBLE 1/4 BEND (H × H × H)

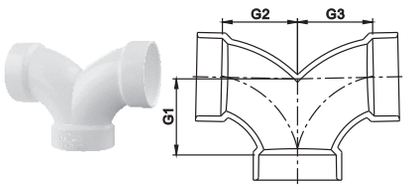

Part Number	Size (in)	G1	G2	G3	Weight (Lbs)
LP327-015	1-1/2	1-3/4	1-3/4	1-3/4	0.2932
LP327-020	2	2-5/16	2-5/16	2-5/16	0.4762
LP327-030	3	3-1/16	3-1/16	3-1/16	1.4418
LP327-040	4	3-7/8	3-7/8	3-7/8	2.5507
LP327-241	2×1-1/2×1-1/2	1-15/16	2-7/32	2-7/32	0.3836

CLOSET BEND, REDUCING (H × H)

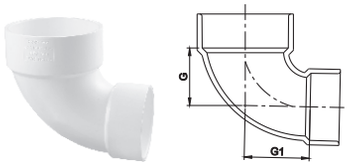

Part Number	Size (in)	G	G1	Weight (Lbs)
LP329-342	3×4	3	3-3/8	1.3162

VENT ELL (H × H)

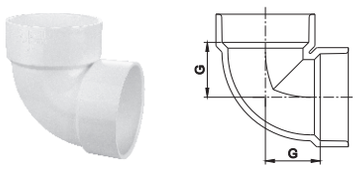

Part Number	Size (in)	G	Weight (Lbs)
LP331-012	1-1/4	1	0.1338
LP331-015	1-1/2	1-3/16	0.1720
LP331-020	2	1-1/2	0.2601
LP331-030	3	2	0.8400
LP331-040	4	2-5/8	1.3867
LP331-060	6	3-1/2	3.7126

VENT ELL,STREET (H × S)

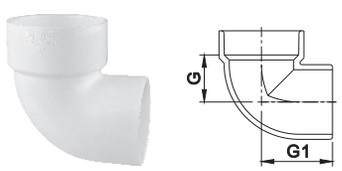

Part Number	Size (in)	G	G1	Weight (Lbs)
LP333-012	1-1/4	1	1-25/32	0.1303
LP333-015	1-1/2	1-3/16	1-7/8	0.1720
LP333-020	2	1-1/2	2-1/4	0.2756
LP333-030	3	2-5/16	3-9/16	0.8620
LP333-040	4	2-15/32	4-3/8	1.3382
LP333-060	6	3-15/16	4-19/32	3.9948
LP333-080	8	4-1/2	8-27/32	7.4799
LP333-100	10	5-13/16	10-15/16	12.9458
LP333-120	12	6-22/25	13	20.4171

NOTE: DO NOT USE OR TEST THE PRODUCTS IN THIS CATALOG WITH COMPRESSED AIR OR OTHER GASES. FAILURE TO FOLLOW THIS WARNING CAN RESULT IN PERSONAL INJURY OR DAMAGE TO PROPERTY.

PVC DWV Fittings

TRAP ELBOW (FOR USE WITH TRAPS ONLY)(H × S)

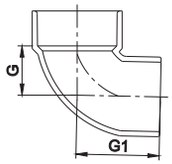

Part Number	Size (in)	G	G1	Weight (Lbs)
LP335-030	3	2-5/32	3-21/32	0.7716
LP335-040	4	2-3/4	4-7/16	1.3779

SANITARY TEE (ALL HUB)

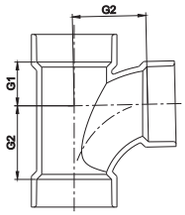

Part Number	Size (in)	G1	G2	Weight (Lbs)
LP400-012	1-1/4	3/4	1-9/16	0.2183
LP400-015	1-1/2	1	1-3/4	0.2954
LP400-020	2	1-13/32	2-5/16	0.4718
LP400-030	3	1-13/16	3-1/16	1.3977
LP400-040	4	2-1/4	3-7/8	2.5618
LP400-060	6	3-1/2	5	5.6086
LP400-080	8	4-1/2	6	11.4960

REDUCING SANITARY TEE (ALL HUB)

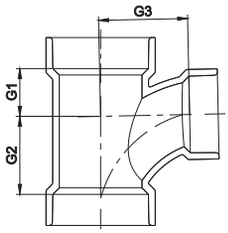

Part Number	Size (in)	G1	G2	G3	Weight (Lbs)
LP401-212	1-1/2×1-1/2×1-1/4	13/16	1-11/16	1-13/16	0.2615
LP401-241	2×1-1/2×1-1/2	1-3/16	1-15/16	2-3/16	0.3527
LP401-251	2×2×1-1/2	1-3/16	1-15/16	2-3/16	0.3594
LP401-257	2×1-1/2×2	1-3/8	2-5/16	1-31/32	0.4034
LP401-337	3×3×1-1/2	15/16	1-3/4	2-9/16	0.8113
LP401-338	3×3×2	1-3/16	2-1/8	2-7/8	0.9105
LP401-419	4×4×1-1/2	1-1/16	2	3-1/4	1.3338
LP401-420	4×4×2	1-1/8	2-1/16	3-5/16	1.3095
LP401-422	4×4×3	1-3/4	3	3-9/16	1.8012
LP401-528	6×6×2	1-11/16	2-1/4	3-15/16	3.2584
LP401-530	6×6×3	2-1/16	3-9/32	4-23/32	3.8449
LP401-532	6×6×4	2-3/16	3-5/8	4-5/16	4.0124

SANITARY TEE, STREET (S×H×H)

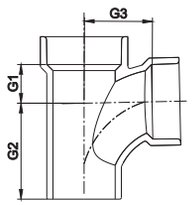

Part Number	Size (in)	G1	G2	G3	Weight (Lbs)
LP403-015	1-1/2	1	2-7/16	1-3/4	0.2646
LP403-020	2	1-3/8	3-3/32	2-5/16	0.4431
LP403-030	3	1-13/16	4-19/32	3-1/16	1.3801
LP403-040	4	2-1/4	5-5/8	3-7/8	2.2267

NOTE: DO NOT USE OR TEST THE PRODUCTS IN THIS CATALOG WITH COMPRESSED AIR OR OTHER GASES. FAILURE TO FOLLOW THIS WARNING CAN RESULT IN PERSONAL INJURY OR DAMAGE TO PROPERTY.

PVC DWV Fittings

SANITARY TEE, STREET REDUCING (S×H×H)

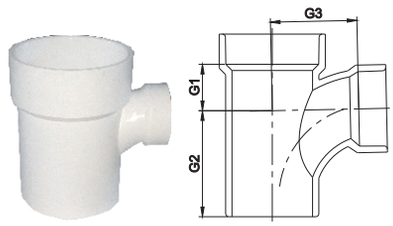

Part Number	Size (in)	G1	G2	G3	Weight (Lbs)
LP404-241	2 ×1-1/2 ×1-1/2	1-3/16	2-11/16	2-3/16	0.3441
LP404-251	2 ×2 ×1-1/2	1-3/16	2-11/16	2-3/16	0.3613
LP404-257	2 ×1-1/2 ×2	1-3/8	3-3/32	2-5/16	0.4136
LP404-337	3×3×1-1/2	15/16	3-9/32	2-3/16	0.7562
LP404-338	3 ×3 ×2	1-3/16	3-21/32	2-7/8	0.8898
LP404-420	4 ×4 ×2	1-1/8	3-13/16	3-5/16	1.3106

SANITARY TEE W/ LEFT SIDE INLET (ALL HUB)

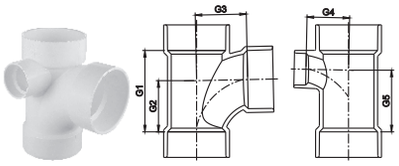

Part Number	Size (in)	G1	G2	G3	G4	G5	Weight (Lbs)
LP416-337	3×3×3×1-1/2	4-7/8	3-1/16	3-1/16	2-9/16	3-11/16	1.4484
LP416-338	3×3×3×2	4-7/8	3-1/16	3-1/16	2-7/8	3-11/16	1.5498
LP416-420	4×4×4×2	6-1/8	3-7/8	3-7/8	3-5/16	5	2.5133

SANITARY TEE W/ RIGHT SIDE INLET (ALL HUB)

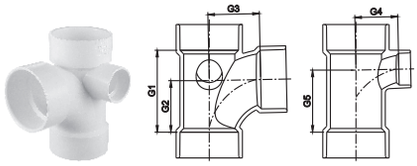

Part Number	Size (in)	G1	G2	G3	G4	G5	Weight (Lbs)
LP417-337	3×3×3×1-1/2	4-7/8	3-1/16	3-1/16	2-9/16	3-11/16	1.4551
LP417-338	3×3×3×2	4-7/8	3-1/16	3-1/16	2-7/8	3-11/16	1.6094
LP417-420	4×4×4×2	6-1/8	3-7/8	3-7/8	3-5/16	5	2.5670

SANITARY TEE W/ R & L SIDE INLETS (ALL HUB)

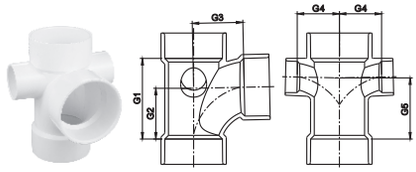

Part Number	Size (in)	G1	G2	G3	G4	G5	Weight (Lbs)
LP418-337	3×3×3×1-1 /2×1-1/2	4-7/8	3-1/16	3-1/16	2-9/16	3-11/16	1.5631
LP418-338	3×3×3×2 ×2	4-7/8	3-1/16	3-1/16	2-7/8	3-11/16	1.7417
LP418-420	4 ×4 ×4 ×2 ×2	6-1/8	3-7/8	3-7/8	3-5/16	5	2.7339

DOUBLE SANITARY TEE (ALL HUB)

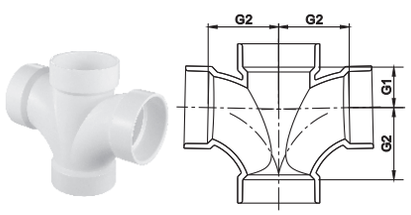

Part Number	Size (in)	G1	G1	Weight (Lbs)
LP428-015	1-1/2	1	1-3/4	0.3483
LP428-020	2	1-3/8	2-5/16	0.5556
LP428-030	3	1-13/16	3-1/16	1.6799
LP428-040	4	2-1/4	3-7/8	2.9476
LP428-060	6	3-1/2	5	7.1805

NOTE: DO NOT USE OR TEST THE PRODUCTS IN THIS CATALOG WITH COMPRESSED AIR OR OTHER GASES. FAILURE TO FOLLOW THIS WARNING CAN RESULT IN PERSONAL INJURY OR DAMAGE TO PROPERTY.

PVC DWV Fittings

DOUBLE SANITARY TEE, REDUCING (ALL HUB)

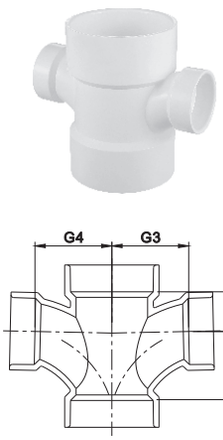

Part Number	Size (in)	G1	G2	G3	G4	Weight (Lbs)
LP429-251	2×2×1-1/2×1-1/2	1-3/16	1-15/16	2-3/16	2-3/16	0.4475
LP429-323	3×3×2×1-1/2	1-3/16	2-1/16	2-7/16	2-1/2	0.9577
LP429-337	3×3×1-1/2×1-1/2	15/16	1-3/4	2-9/16	2-9/16	0.8686
LP429-338	3×3×2×2	1-3/16	2-1/8	2-7/8	2-7/8	1.0031
LP429-419	4×4×1-1/2×1-1/2	1-1/16	2	3-1/4	3-1/4	1.4176
LP429-420	4×4×2×2	1-1/8	2-1/16	3-5/16	3-5/16	1.4198
LP429-422	4×4×3×3	1-3/4	3	3-9/16	3-9/16	2.1539
LP429-528	6×6×2×2	1-11/16	2-1/4	4-11/32	4-11/32	3.3069
LP429-530	6×6×3×3	2-1/16	3-9/32	4-23/32	4-23/32	4.0984
LP429-532	6×6×4×4	2-3/16	3-5/8	4-5/16	4-5/16	4.4996

DOUBLE SANITARY TEE, STREET, REDUCING (S × H × H × H)

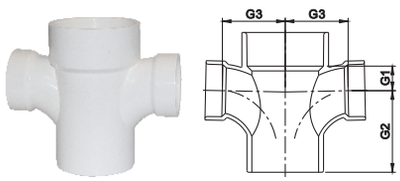

Part Number	Size (in)	G1	G2	G3	Weight (Lbs)
LP431-338	3×3×2×2	1-3/16	3-21/32	2-7/8	0.9795

DOUBLE SANITARY TEE, W/SIDE INLET (ALL HUB)

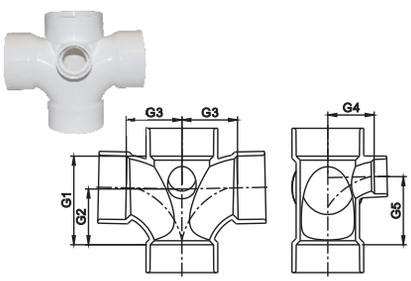

Part Number	Size (in)	G1	G2	G3	G4	G5	Weight (Lbs)
LP438-337	3×3×3×3×1-1/2	4-7/8	3-1/16	3-1/16	2-9/16	3-11/16	1.8644
LP438-338	3 ×3 ×3 ×3 ×2	4-7/8	3-1/16	3-1/16	2-7/8	3-11/16	1.9083
LP438-420	4×4×4×4×2	6-1/8	3-7/8	3-7/8	3-5/16	3-7/8	3.1702

DOUBLE SANITARY TEE W/R&L SIDE INLETS (ALL HUB)

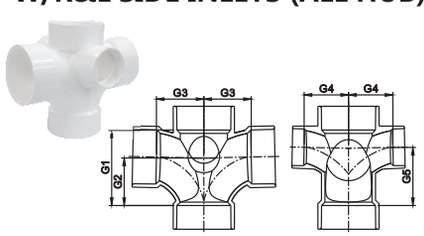

Part Number	Size (in)	G1	G2	G3	G4	G5	Weight (Lbs)
LP439-338	3×3 ×3×3 ×2×2	4-7/8	3-1/16	3-1/16	2-7/8	3-11/16	2.0866
LP439-420	4×4 ×4×4 ×2×2	6-1/8	3-7/8	3-7/8	3-5/16	5	3.3166

NOTE: DO NOT USE OR TEST THE PRODUCTS IN THIS CATALOG WITH COMPRESSED AIR OR OTHER GASES. FAILURE TO FOLLOW THIS WARNING CAN RESULT IN PERSONAL INJURY OR DAMAGE TO PROPERTY.

PVC DWV Fittings

VENT TEE (ALL HUB)

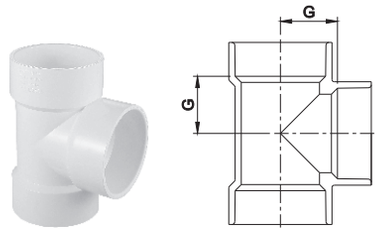

Part Number	Size (in)	G	Weight (Lbs)
LP441-015	1-1/2	1-3/16	0.2491
LP441-020	2	1-1/2	0.3836
LP441-030	3	2	1.1420
LP441-040	4	2-1/2	2.0305
LP441-060	6	3-5/8	5.0883
LP441-080	8	4-1/2	10.0044
LP441-100	10	5-4/5	17.4284
LP441-120	12	6-17/20	27.4612

CLEANOUT TEE W/C.O.PLUG (H×H)

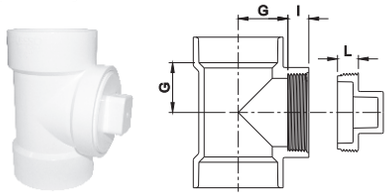

Part Number	Size (in)	G	I	L	Weight (Lbs)
LP444X-015	1-1/2	1-3/16	5/8	1-3/8	0.2976
LP444X-020	2	1-1/2	5/8	1-3/8	0.4497
LP444X-030	3	1-7/8	3/4	1-23/32	1.2125
LP444X-040	4	2-1/2	7/8	1-7/8	2.1517
LP444X-060	6	3-1/2	31/32	2	5.2404
LP444X-080	8	4-1/2	1-1/2	2-17/32	10.7628

FLUSH C.O. TEE (H×H×FPT)

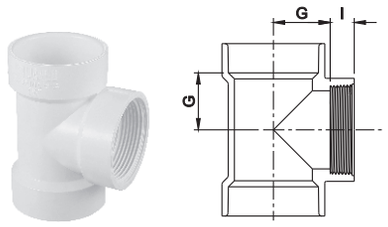

Part Number	Size (in)	G	I	Weight (Lbs)
LP445-015	1-1/2	1-3/16	5/8	0.2337
LP445-020	2	1-1/2	5/8	0.3461
LP445-030	3	1-7/8	3/4	0.9789
LP445-040	4	2-1/2	7/8	1.7615
LP445-060	6	3-1/2	31/32	4.4092
LP445-080	8	4-1/2	1-1/2	8.9748

FLUSH C.O. TEE W/C.O. PLUG (H×H×FPT)

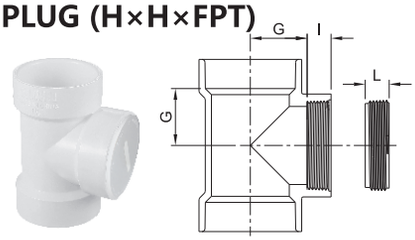

Part Number	Size (in)	G	I	L	Weight (Lbs)
LP445X-020	2	1-1/2	5/8	5/8	0.4158
LP445X-030	3	1-7/8	3/4	3/4	1.1711
LP445X-040	4	2-1/2	7/8	7/8	2.1272

HORIZONTAL TWIN TEE (ALL HUB)

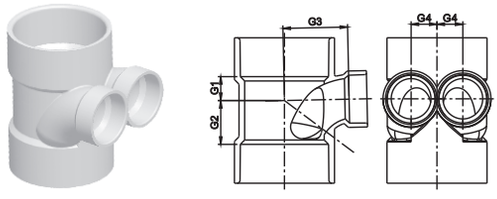

Part Number	Size (in)	G1	G2	G3	G4	Weight (Lbs)
LP447-337	3×3×1-1/2×1-1/2	15/16	1-23/32	2-9/16	1-1/32	0.9217

NOTE: DO NOT USE OR TEST THE PRODUCTS IN THIS CATALOG WITH COMPRESSED AIR OR OTHER GASES. FAILURE TO FOLLOW THIS WARNING CAN RESULT IN PERSONAL INJURY OR DAMAGE TO PROPERTY.

PVC DWV Fittings

2-WAY CLEANOUT (ALL HUB)

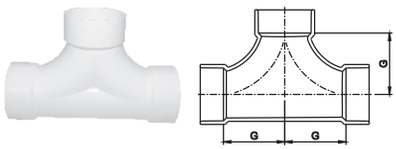

Part Number	Size (in)	G	Weight (Lbs)
LP448-030	3	4-1/16	1.9952
LP448-040	4	4-15/16	3.5362

DOUBLE FIXTURE FITTING (ALL HUB)

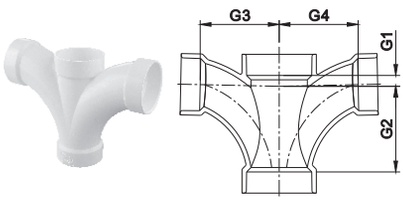

Part Number	Size (in)	G1	G2	G3	G4	Weight (Lbs)
LP500-020	2×2×2×2	3/8	4-1/4	3-1/2	3-1/2	0.7782
LP500-030	3×3×3×3	1/2	6-1/4	4-15/16	4-15/16	2.5155
LP500-241	2×1-1/2×1-1/2×1-1/2	3/8	3-1/8	2-7/8	2-7/8	0.5291
LP500-251	2×2×1-1/2×1-1/2	3/8	3-1/8	2-7/8	2-7/8	0.5512
LP500-257	2×1-1/2×2×2	3/8	4-1/4	3-1/2	3-1/2	0.7731
LP500-338	3×2×3×3	1/2	6-1/4	4-15/16	4-15/16	2.2730

COMBINATION WYE AND 1/8 BEND (ONE PIECE) (ALL HUB)

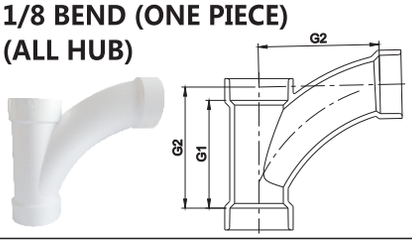

Part Number	Size (in)	G1	G2	Weight (Lbs)
LP501-015	1-1/2	3-1/2	13-15/16	0.4321
LP501-020	2	4-7/16	5-1/8	0.7077
LP501-030	3	6-1/2	7-9/16	2.3369
LP501-040	4	8-1/2	10	4.2792

COMBINATION WYE AND 1/8 BEND, REDUCING (ONE PIECE) (ALL HUB)

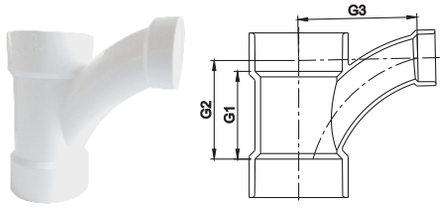

Part Number	Size (in)	G1	G2	G3	Weight (Lbs)
LP502-241	2×1-1/2×1-1/2	3-1/2	3-15/16	4-3/16	0.5071
LP502-251	2×2×1-1/2	3-1/2	3-15/16	4-3/16	0.5071
LP502-257	2×1-1/2×2	4-7/16	5-1/8	5-1/8	0.6923
LP502-337	3×3×1-1/2	3-1/2	3-15/16	4-3/4	1.0472
LP502-338	3×3×2	4-7/16	5-1/8	5-11/16	1.2390
LP502-420	4×4×2	4-1/2	5-1/8	6-1/8	1.8409
LP502-422	4×4×3	6-1/2	7-9/16	8-1/16	2.9189

COMBINATION WYE AND 1/8 BEND (TWO PIECE) (ALL HUB)

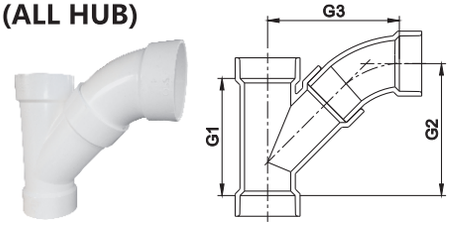

Part Number	Size (in)	G1	G2	G3	Weight (Lbs)
LP503-015	1-1/2	4-1/32	4-17/32	4-17/32	0.5467
LP503-020	2	5	5-3/4	6-3/32	0.8598
LP503-030	3	6-5/8	7-1/2	7-21/32	2.5045
LP503-040	4	8-9/32	9-3/16	9-1/2	4.3431
LP503-060	6	10-5/32	11-11/32	11-5/8	9.6562
LP503-080	8	14-3/32	15	14-11/16	20.3455
LP503-100	10	16	17-3/5	17-16/25	33.1140
LP503-120	12	19-1/5	20-19/20	20-17/20	52.4427

NOTE: DO NOT USE OR TEST THE PRODUCTS IN THIS CATALOG WITH COMPRESSED AIR OR OTHER GASES. FAILURE TO FOLLOW THIS WARNING CAN RESULT IN PERSONAL INJURY OR DAMAGE TO PROPERTY.

PVC DWV Fittings

COMBINATION WYE AND 1/8 BEND,REDUCING (TWO PIECE) (ALL HUB)

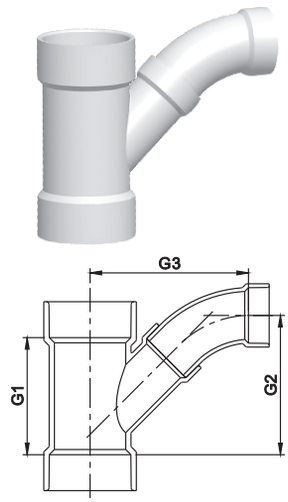

Part Number	Size (in)	G1	G2	G3	Weight (Lbs)
LP504-338	3×3×2	5	5-15/16	6-25/32	1.4639
LP504-422	4×4×3	6-5/8	7-5/8	8-11/32	3.1592
LP504-532	6×6×4	7-9/32	8-5/8	10-1/4	6.1796
LP504-582	8×8×4	8-1/32	9-9/32	11-3/32	9.7846
LP504-585	8×8×6	10-15/32	11-9/16	12-19/32	13.7983
LP504-624	10×10×4	7-7/32	8-5/8	12-11/32	13.5379
LP504-626	10×10×6	10-1/5	11-3/4	13-3/4	18.2231
LP504-628	10×10×8	12-3/4	14-2/5	15-9/50	24.1576
LP504-664	12×12×4	7-8/25	8-13/20	13-3/10	19.2654
LP504-666	12×12×6	10-21/50	11-22/25	14-13/20	24.5348
LP504-668	12×12×8	13-13/50	14-13/20	16-9/50	31.1682
LP504-670	12×12×10	15-7/10	19-11/50	18-29/50	39.3239

COMBINATION WYE AND 1/8 BEND DOUBLE ASSEMBLY (ALL HUB)

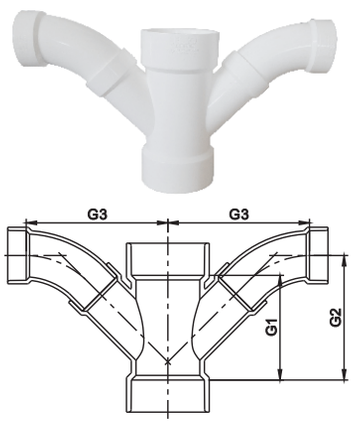

Part Number	Size (in)	G1	G2	G3	Weight (Lbs)
LP507-015	1-1/2	4	4-13/25	4-13/25	0.6367
LP507-020	2	5	5-19/25	6-2/25	1.0121
LP507-030	3	6-5/8	7-15/32	7-5/8	3.7743
LP507-040	4	8-9/32	9-3/16	9-1/2	6.4199
LP507-251	2×1-1/2	4-3/8	4-27/32	4-29/32	0.9436
LP507-338	3×2	5	5-15/16	6-25/32	1.9004
LP507-420	4×2	5-3/32	6-5/32	7-7/16	2.4780
LP507-422	4×3	6-5/8	7-5/8	8-11/32	4.4114

NOTE: DO NOT USE OR TEST THE PRODUCTS IN THIS CATALOG WITH COMPRESSED AIR OR OTHER GASES. FAILURE TO FOLLOW THIS WARNING CAN RESULT IN PERSONAL INJURY OR DAMAGE TO PROPERTY.

PVC DWV Fittings

COMBINATION WYE AND 1/8 BEND W/LEFT SIDE INLET (ALL HUB)

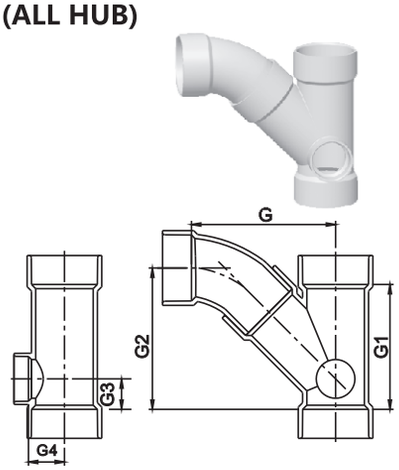

Part Number	Size (in)	G	G1	G2	G3	G4	Weight (Lbs)
LP515-338	3×3×3×2	7-21/32	6-5/8	7-1/2	1-5/8	1-29/32	2.5650

COMBINATION WYE AND 1/8 BEND W/RIGHT SIDE INLET (ALL HUB)

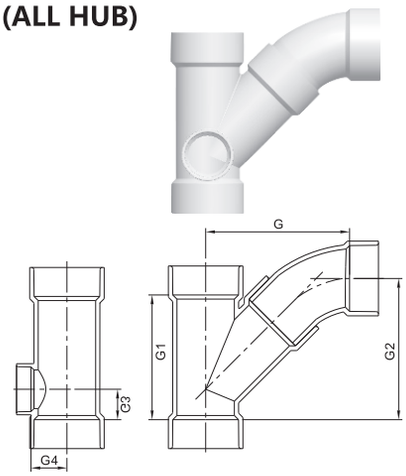

Part Number	Size (in)	G	G1	G2	G3	G4	Weight (Lbs)
LP516-338	3×3×3×2	7-21/32	6-5/8	7-1/2	1-5/8	1-29/32	2.5650

WYE (ALL HUB)

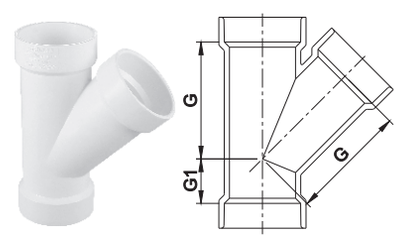

Part Number	Size (in)	G	G1	Weight (Lbs)
LP600-012	1-1/4	1-1/16	2-9/16	0.2690
LP600-015	1-1/2	1-1/8	2-7/8	0.3616
LP600-020	2	1-3/8	3-5/8	0.5622
LP600-030	3	1-5/8	5	1.6887
LP600-040	4	1-7/8	6-3/8	2.9762
LP600-060	6	1-3/4	8-7/16	6.5257
LP600-080	8	2-3/8	11-3/4	14.5961
LP600-100	10	13-29/50	2-3/5	23.2257

NOTE: DO NOT USE OR TEST THE PRODUCTS IN THIS CATALOG WITH COMPRESSED AIR OR OTHER GASES. FAILURE TO FOLLOW THIS WARNING CAN RESULT IN PERSONAL INJURY OR DAMAGE TO PROPERTY.

PVC DWV Fittings

DISHWASHER WYE (H × H × HOSE BARB)

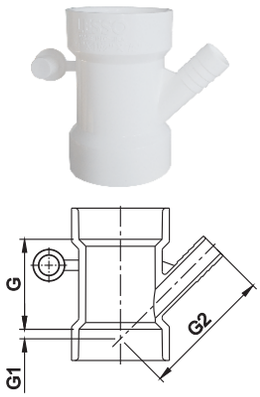

Part Number	Size (in)	G	G1	G2	Weight (Lbs)
LP601-209	1-1/2×1-1/2×1/2	2-1/16	7/32	3	0.1918

REDUCING WYE (ALL HUB)

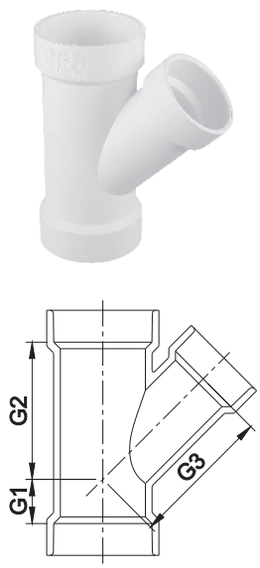

Part Number	Size (in)	G1	G2	G3	Weight (Lbs)
LP601-241	2×1-1/2×1-1/2	3/4	2-13/16	2-15/16	0.3902
LP601-251	2×2×1-1/2	1-1/16	3-5/16	3-7/16	0.4740
LP601-257	2×1-1/2×2	1	3-1/2	3-3/8	0.4894
LP601-337	3×3×1-1/2	1/2	3-3/4	4-5/16	1.0472
LP601-338	3×3×2	7/8	4-1/8	4-5/8	1.1662
LP601-419	4×4×1-1/2	0	3-7/8	4-9/16	1.4969
LP601-420	4×4×2	3/8	4-11/16	5-9/16	1.7813
LP601-422	4×4×3	1-1/16	5-9/16	6	2.3435
LP601-528	6×6×2	3/8	6-9/16	8-5/16	4.2748
LP601-530	6×6×3	3/16	6-15/16	7-7/16	4.5195
LP601-532	6×6×4	19/32	6-11/16	7-7/16	4.8127
LP601-582	8×8×4	13/32	7-5/8	8-5/8	8.3962
LP601-585	8×8×6	1	9-1/2	9-13/16	10.5972
LP601-624	10×10×4	1-1/2	8-11/16	10-3/8	12.1495

WYE, STREET (S×H×H)

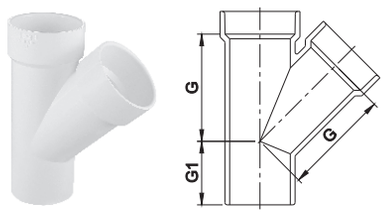

Part Number	Size (in)	G	G1	Weight (Lbs)
LP602-015	1-1/2	2-7/8	1-27/32	0.3510
LP602-020	2	3-5/8	2-5/32	0.5600
LP602-030	3	5	3-5/32	1.6094
LP602-040	4	6-3/8	3-21/32	2.9281

NOTE: DO NOT USE OR TEST THE PRODUCTS IN THIS CATALOG WITH COMPRESSED AIR OR OTHER GASES. FAILURE TO FOLLOW THIS WARNING CAN RESULT IN PERSONAL INJURY OR DAMAGE TO PROPERTY.

PVC DWV Fittings

WYE,STREET,REDUCING (S×H×H)

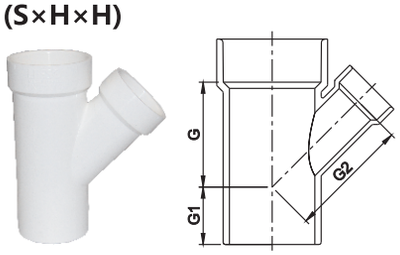

Part Number	Size (in)	G	G1	G2	Weight (Lbs)
LP603-251	2×2×1-1/2	3-3/10	1-4/5	4-3/20	0.4702
LP603-337	3×3×1-1/2	3-3/4	2-1/16	4-5/16	1.0185
LP603-338	3×3×2	4-1/8	2-13/32	4-5/8	1.1413
LP603-420	4×4×2	4-11/16	2-5/132	5-9/16	1.7196
LP603-422	4×4×3	5-9/16	2-27/32	6	2.2961

DOUBLE WYE (ALL HUB)

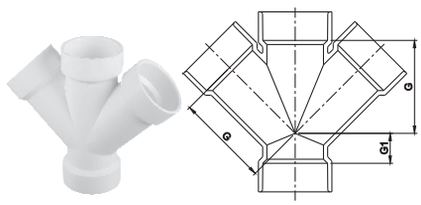

Part Number	Size (in)	G	G1	Weight (Lbs)
LP611-015	1-1/2	2-7/8	1-1/8	0.4696
LP611-020	2	3-5/8	1-3/8	0.7077
LP611-030	3	5	1-5/8	2.1429
LP611-040	4	6-3/8	1-7/8	3.6861
LP611-060	6	8-7/16	1-3/4	8.6840

DOUBLE WYE, W/2'' SIDE INLET (ALL HUB)

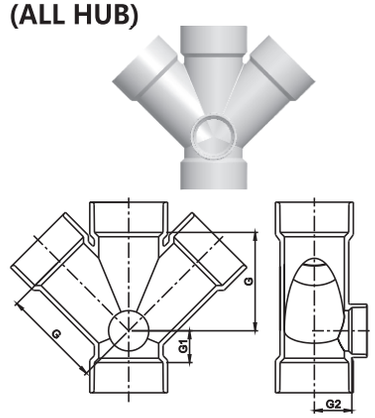

Part Number	Size (in)	G	G1	G2	Weight (Lbs)
LP611S-030	3×3×3×3×2	5	1-5/8	1-29/32	2.2227

REDUCING DOUBLE WYE (ALL HUB)

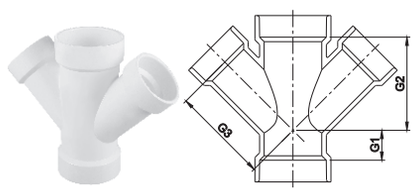

Part Number	Size (in)	G1	G2	G3	Weight (Lbs)
LP612-251	2×2×1-1/2×1-1/2	1-1/16	3-5/16	3-7/16	0.5732
LP612-337	3×3×1-1/2×1-1/2	1/2	3-3/4	4-5/16	1.1420
LP612-338	3×3×2×2	7/8	4-1/8	4-5/8	1.3051
LP612-420	4×4×2×2	3/8	4-11/16	5-9/16	1.8827
LP612-422	4×4×3×3	1-1/16	5-9/16	6	2.7800
LP612-528	6×6×2×2	3/8	6-9/16	8-5/16	4.3607
LP612-530	6×6×3×3	3/16	6-15/16	7-7/16	4.8854
LP612-532	6×6×4×4	3/16	6-11/16	7-7/16	5.3418

NOTE: DO NOT USE OR TEST THE PRODUCTS IN THIS CATALOG WITH COMPRESSED AIR OR OTHER GASES. FAILURE TO FOLLOW THIS WARNING CAN RESULT IN PERSONAL INJURY OR DAMAGE TO PROPERTY.

PVC DWV Fittings

WYE W/LEFT SIDE INLET (ALL HUB)

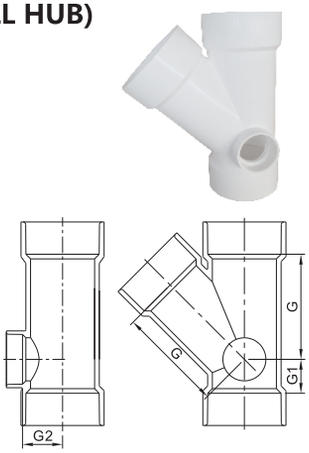

Part Number	Size (in)	G	G1	G2	Weight (Lbs)
LP625-338	3×3×3×2	5	1-5/8	1-29/32	1.7595
LP625-420	4×4×4×2	6-3/8	1-7/8	2-13/32	3.0443

WYE W/RIGHT SIDE INLET (ALL HUB)

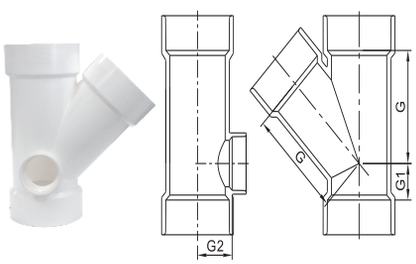

Part Number	Size (in)	G	G1	G2	Weight (Lbs)
LP626-338	3×3×3×2	5	1-5/8	1-29/32	1.7595
LP626-420	4×4×4×2	6-3/8	1-7/8	2-13/32	3.0997

RETURN BEND (H × H)

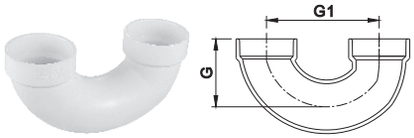

Part Number	Size (in)	G	G1	Weight (Lbs)
LP700-015	1-1/2	1-17/32	3-15/32	0.3197
LP700-020	2	2-1/4	5	0.5776
LP700-030	3	2-5/8	6-1/4	1.5013
LP700-040	4	3-7/16	8-1/16	2.6874
LP700-060	6	5	11-13/32	7.2268

ADAPTER, TAIL PIECE W/PLASTIC NUT (S X SLIP)

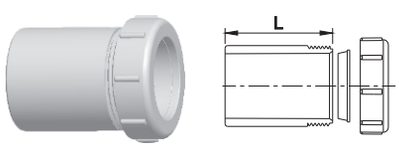

Part Number	Size (in)	L	Weight (Lbs)
LP704P-015	1-1/2×1-1/2	2-9/16	0.1759
LP704P-212	1-1/2×1-1/4	2-9/16	0.1801

NOTE: DO NOT USE OR TEST THE PRODUCTS IN THIS CATALOG WITH COMPRESSED AIR OR OTHER GASES. FAILURE TO FOLLOW THIS WARNING CAN RESULT IN PERSONAL INJURY OR DAMAGE TO PROPERTY.

PVC DWV Fittings

P-TRAP (H × H)

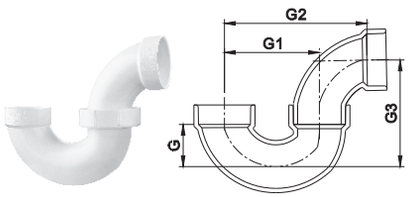

Part Number	Size (in)	G	G1	G2	G3	Weight (Lbs)
LP706X-015	1-1/2	1-17/32	3-15/32	5-3/16	3-7/8	0.5004
LP706X-020	2	2-1/4	5	7-5/16	5-13/32	0.8841
LP706X-030	3	2-5/8	6-1/4	8-7/16	6-11/32	2.2730
LP706X-040	4	3-7/16	8-1/16	10-13/16	7-15/16	4.0653
LP706X-060	6	5	11-13/32	16-13/32	13-7/16	11.4155

P-TRAP W/ CLEANOUT (H × H)

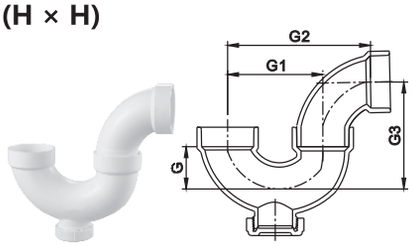

Part Number	Size (in)	G	G1	G2	G3	Weight (Lbs)
LP707X-015	1-1/2	1-17/32	3-15/32	5-3/16	3-7/8	0.5710
LP707X-020	2	2-1/4	5	7-5/16	5-13/32	0.9524

ADJUSTABLE P-TRAP W/ PLASTIC NUT (H × H)

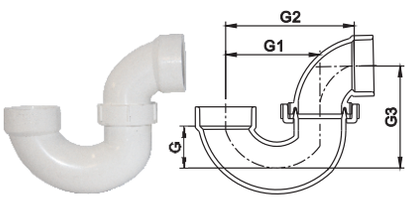

Part Number	Size (in)	G	G1	G2	G3	Weight (Lbs)
LP708P-012	1-1/4	1-17/32	3-11/32	4-21/32	3-5/8	0.4253
LP708P-015	1-1/2	1-17/32	3-15/32	4-23/32	3-3/4	0.5357
LP708P-020	2	2-1/4	5	7-5/16	5-13/32	0.9502

P-TRAP W/UNION JOINT (H X FPT)

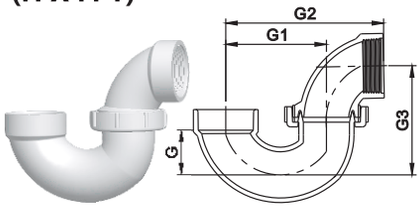

Part Number	Size (in)	G	G1	G2	G3	Weight (Lbs)
LP709-015	1-1/2	1-17/32	3-15/32	5-7/16	3-3/4	0.5355

P-TRAP,LOW PROFILE (H X H)

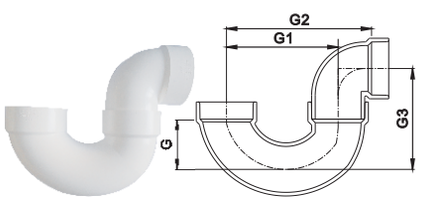

Part Number	Size (in)	G	G1	G2	G3	Weight (Lbs)
LP710-015	1-1/2	1-27/50	3-23/50	4-13/20	3-21/50	0.4755
LP710-020	2	2-6/25	5	6-1/2	4-1/2	0.7978
LP710-030	3	2-16/25	6-13/50	8-16/25	6-1/2	2.3801
LP710-040	4	3-21/50	8-3/50	10-11/20	7-4/5	4.2191
LP710-060	6	5	11-21/50	15-7/20	11-24/25	11.1836

NOTE: DO NOT USE OR TEST THE PRODUCTS IN THIS CATALOG WITH COMPRESSED AIR OR OTHER GASES. FAILURE TO FOLLOW THIS WARNING CAN RESULT IN PERSONAL INJURY OR DAMAGE TO PROPERTY.

PVC DWV Fittings

L.A. PATTERN P-TRAP, W/UNION & 1-1/2 & 1-1/4 SLIP WASHERS , W/PLASTIC NUT (SLIP×H)

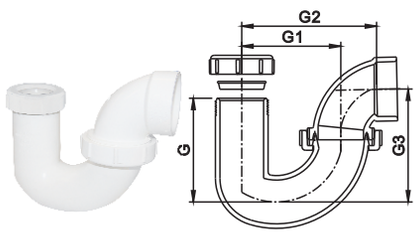

Part Number	Size (in)	G	G1	G2	G3	Weight (Lbs)
LP711P-015	1-1/2	3-5/8	3-15/32	4-23/32	3-15/16	0.6290
LP711P-169	1-1/4×1-1/2	3-5/8	3-15/32	4-23/32	3-15/16	0.6332

P-TRAP(H X SLIP)

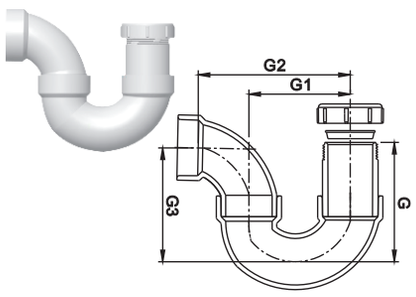

Part Number	Size (in)	G	G1	G2	G3	Weight (Lbs)
LP713-015	1-1/2	4-3/32	3-15/32	5-3/16	3-7/8	0.6720

WASHER BOX P-TRAP (H X H)

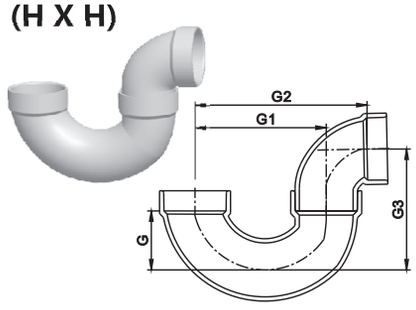

Part Number	Size (in)	G	G1	G2	G3	Weight (Lbs)
LP716-020	2	2-1/4	5	6-9/16	4-19/32	0.7901

CLOSET FLANGE (H)

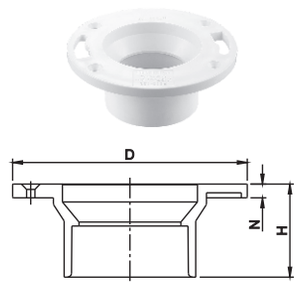

Part Number	Size (in)	N	H	D	Weight (Lbs)
LP800-422	4×3	13/32	2-25/32	7-1/16	0.5842
LP800-040	4×4	13/32	2	7-1/16	0.6967

NOTE: DO NOT USE OR TEST THE PRODUCTS IN THIS CATALOG WITH COMPRESSED AIR OR OTHER GASES. FAILURE TO FOLLOW THIS WARNING CAN RESULT IN PERSONAL INJURY OR DAMAGE TO PROPERTY.

PVC DWV Fittings

CLOSET FLANGE W/TEST PLATE (H)

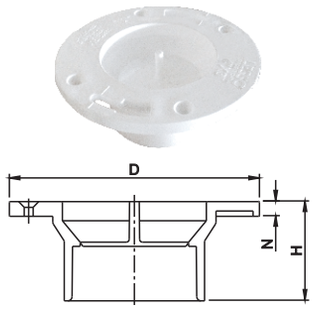

Part Number	Size (in)	N	H	D	Weight (Lbs)
LP800T-422	4×3	13/32	2-25/32	7-1/16	0. 8642

CLOSET FLANGE, REDUCING (SPIGOT)

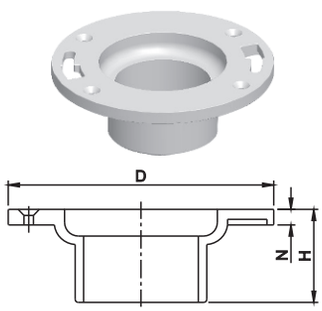

Part Number	Size (in)	N	H	D	Weight (Lbs)
LP801-422	4×3	13/32	2-15/32	7-1/16	0. 7319

CLOSET FLANGE W/ ADJUSTABLE PLASTIC RING (S)

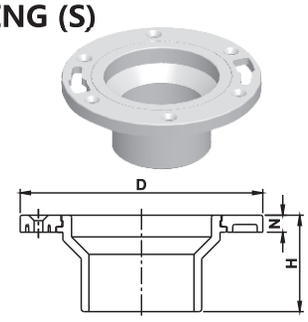

Part Number	Size (in)	N	H	D	Weight (Lbs)
LP812P-422	4×3	1/2	2-25/32	7-1/16	0.7853

CLOSET FLANGE (FPT)

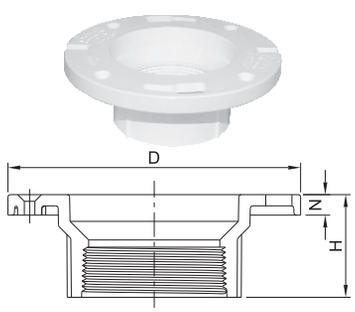

Part Number	Size (in)	N	H	D	Weight (Lbs)
LP830-422	4×3	1/2	2-15/32	7-1/32	0.8170

NOTE: DO NOT USE OR TEST THE PRODUCTS IN THIS CATALOG WITH COMPRESSED AIR OR OTHER GASES. FAILURE TO FOLLOW THIS WARNING CAN RESULT IN PERSONAL INJURY OR DAMAGE TO PROPERTY.

PVC DWV Fittings

CLOSET FLANGE (MPT)

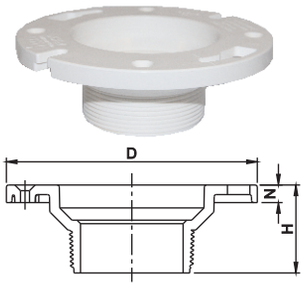

Part Number	Size (in)	N	H	D	Weight (Lbs)
LP831-422	4×3	1/2	2-15/32	7-1/32	0.7458

TUBE END CLEANOUT (H × FPT)



Part Number	Size (in)	N	Weight (Lbs)
LP905-015	1-1/4	5/32	0.0950
LP905-020	2	5/32	0.1210
LP905-030	3	1/4	0.3893
LP905-040	4	1/4	0.6354

TUBE END CLEANOUT (H×GASKET PLUG)

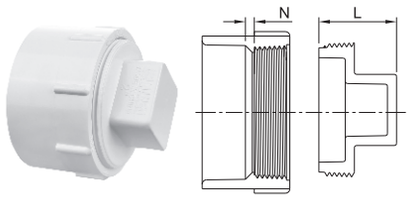

Part Number	Size (in)	N	N	Weight (Lbs)
LP905X-015	1-1/2	5/32	1-3/8	0.1578
LP905X-020	2	5/32	1-3/8	0.2176
LP905X-030	3	1/4	1-23/32	0.6228
LP905X-040	4	1/4	1-7/8	1.0430

Fitting Terms and Abbreviations:
H/HUB: Solvent Weld Socket
S: Spigot End (pipe O.D. size)
FPT: Female Iron Pipe Thread
MPT: Male Iron Pipe Thread
NPSM: Straight Thread for Mechanical Joint
SLIP: Trap End for Receiving Drain Tail Piece
W/: with
C.O.: Cleanout
S/D: Sewer&Drain
L.A.: Los Angeles

NOTE: DO NOT USE OR TEST THE PRODUCTS IN THIS CATALOG WITH COMPRESSED AIR OR OTHER GASES. FAILURE TO FOLLOW THIS WARNING CAN RESULT IN PERSONAL INJURY OR DAMAGE TO PROPERTY.

Materials

LESSO PVC fittings are made from PVC compounds which conforms ASTM D1784, Classification 12454 B, early designated Type I, Grade 1. PVC is popular thermoplastic piping materials and has been used successfully for over 45 years in many industrial applications such as sanitary sewers and water transmission and distribution, alsoincluding sewer forcemains, reclaimed water, storm sewer, land and highway drainage, etc. The maximum work temperature of PVC is 1400F(600C). Main joint method contains solvent cementing, threading, flanging, gasketed joint.

MSDS

SECTION I PRODUCT AND COMPANY INDENTIFICATION

Manufacturer: LESSO America Inc.
Address: 1010 Railroad Street, Corona, CA, 92882
Phone: (888)988-8839 or (951)547-6888
Fax: (951)547-6886
Trade Name: PVC, Polyvinyl Chloride **Chemical Name:** PVC/Acrylic Copolymer

SECTION II HAZARDOUS INGREDIENTS

Ingredient	CAS Reg. No.	Max. Percent	15 mg/m^3(total)*	ACGIH
Limestone	1317-65-3	17.5%	5 mg/m^3(respirable)*	10 mg/m^{3*}
Crystalline Silica	14808-60-7	0.4%	10 $mg/m^3 \div (2+\%SiO_2)$ -as respirable dust 30 $mg/m^3 \div (2+\%SiO_2)$ -as total dust	0.05 mg/m
Calcium Stearate	1592-23-0	1.1%	NE	(respirable)
Titanium Dioxide	13463-67-7	7.8%	15 mg/m^3	10 mg/m^3

Ingredients are considered hazardous under OSHA Hazard Communication Criteria, but are generally bound in the polymer matrix of the profile. Some release of ingredients may occur when subjected to processes such as sawing, sanding, or abrading. Release of silica particles by physical methods such as sawing during installations would not be expected to present significant exposures compared to established exposure limits, as airborne concentrations of total product dust would have to exceed 10 m^3g/m to exceed the TLV for crystalline silica. This also presumes all of the silica dust particles would be in the respirable dust size range.

* Exposure limits for calcium carbonate, the main constituent of limestone.

SECTION III HAZARDS IDENTIFICATION

Emergency Overview: None identified for product as purchased in plastic profiles in various colors.

Symptoms of Overexposure: None identified for product as purchased. Processing such as sawing, sanding, and abrasive applications that could release dust, or heating the product, could result in dust, vapor, or gas emissions that may cause eye, skin, or respiratory tract irritation.

Potential Health Effects: Dust from product may contain crystalline silica, a cause of silicosis and a substance identified as an occupational carcinogen; and linked to other health effects. Heating of the product could result in release of methacrylate monomer, which may also cause health effects such as skin sensitization in susceptible individuals, and with methyl sufficient exposure may affect kidneys, central nervous system, and liver. (See Section XI for additional health information).

Potential Environmental Effects: None identified. Material is not a RCRA Hazardous Waste.

MSDS

SECTION IV FIRST AID MEASURES

Eyes: Flush eyes with water for at least 15 minutes while lifting upper and lower eyelids. Seek medical attention if irritation or discomfort persists.

Skin Contact: Remove dust with soap and water. Obtain medical attention if irritation persists or allergic skin reaction occurs.

Inhalation: Remove to fresh air. If not breathing, give artificial respiration or oxygen by trained personnel. Obtain immediate medical attention.

Ingestion: Treat supportatively and obtain medical attention as needed in the unlikely event ingestion is accomplished.

Medical Conditions Aggravated by Exposure:
Breathing process emissions may aggravate existing lung disease.

SECTION V FIRE FIGHTING INFORMATION

Flammable Properties: Flashpoint: Not Applicable

Flammable Limits: Not Applicable

Flammability: Product is a combustible plastic

Auto Ignition Temperature: 840°F

Fire Fighting Guidelines:

Extinguishing Media: Water, Foam, or Dry Chemical ABC Extinguisher

Special Fire Fighting Procedures:
Firefighters should wear pressure demand self-contained breathing devices due to potentially hazardous thermal decomposition products.

Unusual Fire and Explosion Hazards:
In fire conditions may produce irritating or toxic vapors including hydrochloric acid, carbon monoxide, carbon dioxide, methyl methacrylate monomer, aldehydes, ammonia, hydrogen cyanide, hydrocarbons and other potential toxics dependent on specific conditions.

SECTION VI ACCIDENTAL RELEASE MEASURES

Spill and Clean up Procedure:
Not applicable to profile product. Dispose of waste in accordance with all federal, state/provincial, and local regulations.

MSDS

SECTION VII HANDLING AND STORAGE

No specific safety precautions are necessary for the storage of materials. Keep product clear of walkways and floors to prevent tripping hazards.

Other Protective Measurers:
Should dusting occur from material handling or processing, dust accumulation and potential sources of ignition such as static discharge should be addressed by the user, to prevent fire or explosion from suspended, finely divided particles.

SECTION VIII EXPOSURE CONTROLS/PERSONAL PROTECTION

Engineering Controls: Effective local exhaust ventilation should be provided to capture dust generated during processes such as sanding or cutting, and to remove gas or vapor emissions from the work area should polymer breakdown begin from elevated temperatures.

Respiratory Protection: Respiratory Protection:Select respirators based on potential exposures if engineering controls are not sufficient to maintain airborne concentrations below applicable exposure limits. Utilize only NIOSH approved respirators, selected and used in accordance with the OSHA Respiratory Protection Standard (29 CFR 1910.134).

Eye/Skin Protection: When cutting, sanding, or processing with dust generation, wear safety glasses with side shields or goggles. General purpose work gloves are acceptable. Select personal protective equipment (PPE) based on adherence to PPE Hazard Assessment Certification as required by 29 CFR 1910.132 (d)(2).

SECTION IX PHYSICAL AND CHEMICAL DATA

Appearance: Solid plastic profiles in various colors Melting Point: Not Determined

Odor: No Specific Odor
Water Solubility: Not Applicable
Percent Volatile: Not Determined
Specific Gravity: .50 - .80 g/cm3
Vapor Density: Not Determined

SECTION X STABILITY AND REACTIVITY

Stability: Stable under normal conditions. Decomposition products under high heat or fire conditions may include hydrochloric acid, carbon monoxide, carbon dioxide, methyl methacrylate monomer, aldehydes, ammonia, hydrogen cyanide, hydrocarbons and other potential toxics dependent on specific conditions.

Conditions to Avoid: Temperatures above 350 degrees F.
Materials to Avoid: Oxidizers
Hazaardous Polymerization: Will not occur.

MSDS

SECTION XI TOXICOLOGICAL INFORMATION

No product specific toxicological or environmental data available. Individual hazardous component information is provided as follows:

Crystalline Silica: Overexposure to respirable crystalline silic a can cause silicosis, a fibrosis (scarring) of the lung, and possibly other lung disease. Carcinogen Status: Yes - IARC Group 1, NTP known human carcinogen, ACGIH suspected human carcinogen, State of California as a substance (airborn e particles of respirable size) known to cause cancer. Some studies have shown increased risk of autoimmune system, kidney, and liver disease in silica-exposed workers.

Titanium Dioxide: May cause skin or respiratory irritation in some individuals; and may cause exacerbation of symptoms due to its irritant properties in persons with impaired pulmonary function, especially those with obstructive airway disease. Carcinogen Status: No.

Limestone: Composition is mainly calcium carbonate, a substance with ACGIH-TLV? and OSHA PEL exposure limits that are the same as for particulates without inherent toxicity concerns (i.e.- particulates not otherwise regulated, or specified). May cause eye, nose, throat, respiratory irritation; and may aggravate pre-existing respiratory conditions. Skin contact may aggravate existing dermatitis. Carcinogen Status: No.

Calcium Stearate: Individuals with hypercalcemia may be more susceptible to effects from excessive exposure to calcium compounds such as calcium carbonate and stearate. Carcinogen Status: No.

SECTION XII: ECOLOGICAL INFORMATION

None identified for this polymer product. Product is expected to decompose very slowly in the natural environment.

SECTION XIII: DISPOSAL CONSIDERATIONS

Dispose or recycle this material in accordance with applicable federal, state/provincial, and local regulations. (See Section II for hazardous components). Identified components of product are not known to be hazardous waste in this profileing. Product has not been subjected to the RCRA EP Toxicity test.

SECTION XIV: TRANSPORTATION INFORMATION

This product is not a hazardous material for purposes of transportation under the U.S. Department of Transportation Table of Hazardous Materials, 49 CFR 172.101.

SECTION XV: REGULATORY INFORMATION

SARA Title III Information: SEC 311/312: An article as shipped and stored.

As conditions or methods of use are beyond our control, we do not assume any responsibility and expressly disclaim any liability for any use of this material. Information contained herein is believed to be true and accurate, but all statements or suggestions are made without warranty, express or implied, regarding accuracy of the information, the hazards connected with the use of the material or the results to be obtained from the use thereof. Compliance with all applicable federal, state, and local laws and regulations remains the responsibility of the user.

Product Physical Characters

PVC COMPOUND CHARACTERS

Property	Requirement	Test Method
Impact Resistance (izod)	34.7 J/m	ASTM D1784
Tensile Strength	41.4 Mpa	
Module of Elasticity in Tensile	2758 Mpa	
Deflection Temperature Under Load , Min ,	70 ℃	

PVC SCH40 FITTING PHYSICAL CHARACTERS (ASTM D2466)

Property	Requirement	Test Method
Burst Pressure	the Minimum Allowable	ASTM D 1599

PVC DWV FITTING PHYSICAL CHARACTERS (ASTM D2665)

Property	Requirement	Test Method
Flattening Strength	the Minimum Allowable	ASTM D 2412
Impact Resistance	15ft-lbf (20 J)	ASTM D 2444

Product Chemical Resistance Information

LESSO PVC fittings resist attack from a large amount of typical chemical. However, care must be taken to avoid contact with chemicals that are harmful to PVC, which will weaken or damage the system. Please consult with LESSO before using these PVC product with any questionable materials that are not listed in table

Chemical	73°F (23°c)	140°F (60°c)	Chemical	73°F (23°c)	140°F (60°c)
Acetaldehyde	N	N	Alcohol, methyl (methanol)	R	R
Acetaldehyde, aq 40%	C	N	Alcohol, propyl (1-propanol)	R	R
Acetic Acid, 25%	R	R	Alcohol, propargyl	R	R
Acetic Acid, 60%	R	N	Allyl Chloride	N	N
Acetic Acid, 85%	R	N	Aluminum Fluoride	R	N
Acetic Acid, glacial	R	N	Alums (except Aluminum Fluoride)	R	R
Acetic Acid, vapor	R	R	Ammonia, gas	R	R
Acetic Anhydride	N	N	Ammonia, liquid	N	N
Acetone	N	N	Ammonium Dichromate	R	N
Acetylene	N	N	Ammonium Salts (except Ammonium Dichromate)	R	R
Acetyl Chloride	N	N	Ammonium Fluoride, 10%	R	R
Acetylnitrile	N	N	Ammonium Fluoride, 25%	R	C
Acrylonitrile	N	N	Amyl Acetate	N	N
Acrylic Acid	N	N	Amyl Chloride	N	N
Adipic Acid	R	R	Aniline	N	N
Alcohol, allyl	R	C	Aniline Chlorohydrate	N	N
Alcohol, amyl	N	N	Aniline Hydrochloride	N	N
Alcohol, benzyl	N	N	Anthraquinone	R	R
Alcohol, butyl (n-butanol)	R	R	Anthraquinone Sulfonic Acid	R	R
Alcohol, diacetone	N	N	Antimony Trichloride	R	R
Alcohol, ethyl (ethanol)	R	R	Aqua Regia	C	N
Alcohol, hexyl (hexanol)	R	R	Arsenic Acid, 80%	R	R
Alcohol, isopropyl (2-propanol)	R	R	Aryl-sulfonic Acid	R	R

Chemical	73°F (23°c)	140°F (60°c)	Chemical	73°F (23°c)	140°F (60°c)
Barium Nitrate	R	N	Butyl Phenol	R	N
Barium Salts (except Barium Nitrate)	R	R	Butylene, Liquid	R	R
Beer	R	R	Butynediol	R	N
Beer Sugar Liquor	R	R	Butyric Acid	R	N
Benzaldehyde, 10%	R	N	Cadmium Cyanide	R	R
Benzene（benzol）	N	N	Calcium Bisulfide	N	N
Benzene Sulfonic Acid, 10%	R	R	Calcium Salts (except Calcium Bisulfide)	R	R
Benzene Sulfonic Acid, >10%	N	N	Calcium Hypochlorite, 30%	R	R
Benzoic Acid	R	R	Calcium Hydroxide	R	R
Black Liquor-paper	R	R	Calcium Nitrate	R	R
Bleach, 12% Active Chlorine	R	R	Calcium Oxide	R	R
Bleach, 5% Active Chlorine	R	R	Calcium Sulfate	R	R
Borax	R	R	Camphor	R	N
Boric Acid	R	R	Cane Sugar Liquors	R	R
Brine	R	R	Carbon Dioxide	R	R
Bromic Acid	R	R	Carbon Dioxide，aq	R	R
Bromine, Aq	R	R	Carbon Disulfide	N	N
Bromine, Liquid	N	N	Cardon Monoxide	R	R
Bromine, Gas, 25%	R	R	Carbitol	R	N
Bromobenzene	N	N	Carbon Tetrachloride	R	N
Bromotoluene	N	N	Carbonic Acid	R	R
Butadiene	R	R	Castor Oil	R	R
Butane	R	R	Caustic Potash (potassium Hydroxide), 50%	R	R
Butyl Acetate	N	N	Caustic Soda (sodium Hydroxide), <40%	R	R
Butyl Stearate	R	N	Cellosolve	R	N

Chemical	73°F (23°c)	140°F (60°c)	Chemical	73°F (23°c)	140°F (60°c)
Cellosolve acetate	R	N	Corn syrup	R	R
Chloral hydrate	R	R	Cottonseed oil	R	R
Chloramine，dilute	R	N	Creosote	N	N
Chloric acid，20%	R	R	Cresol, 90%	N	N
Chlorine，gas，dry	C	N	Cresylic acid, 50%	R	R
Chlorine，gas，wet	N	N	Croton aldehyde	N	N
Chlorine，liquid	N	N	Crude oil, sour	R	R
Chlorine water	R	R	Cupric salts, aq	R	R
Chloroacetic acid，50%	R	R	Cyclohexane	N	N
Chloroacetyl chloride	R	N	Cyclohexanol	N	N
Chlorobenzene	N	N	Cyclohexanone	N	N
Chlorobenzyl chloride	N	N	Detergents, aq	R	R
Chloroform	N	N	Dextrin	R	R
Chloropicrin	N	N	Dextrose	R	R
Chlorosulfonic acid	R	N	Dibutoxyethyl phthalate	N	N
Chromic acid，10%	R	R	Dibutyl phthalate	N	N
Chromic acid，30%	R	R	Dibutyl sebacate	R	N
Chromic acid，40%	R	C	Dichlorobenzene	N	N
Chromic acid，50%	N	N	Dichloroethylene	N	N
Chromium potassium sulfate	R	N	Diesel fuels	R	R
Citric acid	R	R	Diethylamine	N	N
Coconut oil	R	R	Diethyl ether	R	N
Coffee	R	R	Diglycolic acid	R	R
Coke oven gas	R	R	Dimethyl formamide	N	N
Copper acetate	R	N	Dimethylamine	R	R
Copper salts, aq	R	R	Disodium phosphate	R	R
Corn oil	R	R	Dioxane-1,4	N	N

Chemical	73°F (23°c)	140°F (60°c)	Chemical	73°F (23°c)	140°F (60°c)
Ether	N	N	Glycerine (glycerol)	R	R
Ethyl ether	N	N	Glycolic acid	R	R
Ethyl halides	N	N	Grape sugar	R	R
Ethylene glycol	R	R	Green liquor, paper	R	R
Ethylene halides	N	N	Heptane	R	R
Ethylene oxide	N	N	Hexane	R	N
Fatty acids	R	R	Hexanol	R	R
Ferric salts	R	R	Hydraulic oil	R	N
Fish oil	R	R	Hydrazine	N	N
Fluorine, dry gas	R	N	Hydrobromic acid,20%	R	R
Fluorine, wet gas	R	N	Hydrochloric acid	R	R
Fluoroboric acid	R	R	Hydrocyanic acid	R	R
Fluorosilicic acid, 50%	R	R	Hydrofluoric acid,30%	R	N
Formaldehyde	R	R	Hydrofluoric acid,50%	R	N
Formic acid	R	N	Hydrofluoric acid,100%	N	N
Freon-F11, F12, F130, F14	R	R	Hydrofluorosilicic acid	R	R
Freon-F21, F22	N	N	Hydrogen	R	R
Fructose	R	R	Hydrogen cyanide	R	R
Furfural	N	N	Hydrogen fluoride	N	N
Gallic acid	R	R	Hydrogen peroxide.50%	R	R
Gas, coal, manufactured	N	N	Hydrogen peroxide,90%	R	R
Gas, natural, methane	R	R	Hydrogen phosphide	R	R
Gasoline	R	R	Hydrogen sulfide,aq	R	R
Gelatin	R	R	Hydrogen sulfide,dry	R	R
Glucose	R	R	Hydroquinone	R	R
Glue, animal	R	R	Hydroxylamine sulfate	R	R

Chemical	73°F (23°c)	140°F (60°c)	Chemical	73°F (23°c)	140°F (60°c)
Hypochlorous acid	R	R	Mercury	R	R
Iodine,aq,10%	N	N	Methane	R	R
Jet fuels,JP-4 and JP-5	R	R	Methoxyethyl oleate	R	N
Kerosene	R	R	Methyl acetate	N	N
Ketchup	R	N	Methyl amine	N	N
Ketones	N	N	Methyl bromide	N	N
Kraft paper liquor	R	R	Methyl cellosolve	N	N
Lactic acid,25%	R	R	Methyl chloride	N	N
Lactic acid,80%	R	N	Methyl chloroform	N	N
Lard oil	R	R	Methyl ethyl ketone	N	N
Lauric acid	R	R	Methyl isobutyl carbinol	N	N
Lauryl acetate	R	R	Methyl isobutyl ketone	N	N
Lauryl chloride	R	R	Methyl isopropyl ketone	N	N
Lead salts	R	R	Methyl methacrylate	R	N
Lime sulfur	R	N	Methyl sulfate	R	N
Linoleic acid	R	R	Methyl sulfauric acid	R	R
Linoleic oil	R	R	Methylene bromide	N	N
Linseed oil	R	R	Methylene chloride	N	N
Liqueurs	R	R	Methylene iodide	N	N
Lithium salts	R	R	Milk	R	R
Lubricating oils	R	R	Mineral oil	R	R
Magnesium salts	R	R	Molasses	R	R
Maleic acid	R	R	Monochloroacetic acid	R	R
Malic acid	R	R	Monochlorobenzene	N	N
Manganese sulfate	R	R	Monoethanolamine	N	N
Mercuric salts	R	R	Motor oil	R	R

Chemical	73°F (23°c)	140°F (60°c)	Chemical	73°F (23°c)	140°F (60°c)
Naphtha	R	R	Paraffin	R	R
Naphthalene	N	N	Pentane	C	C
Natural gas	R	R	Peracetic acid,40%	R	N
Nickel acetate	R	N	Perchloric acid,15%	R	N
Nickel salts	R	R	Perchloric acid,70%	R	N
Nicotine	R	R	Perchloroethylene	C	C
Nicotinic acid	R	R	Perphosphate	R	N
Nitric acid,0 to 40%	R	R	Phenol	R	N
Nitric acid,50%	R	C	Phenylhydrazine	N	N
Nitric acid,70%	R	N	Phosphoric acid	R	R
Nitric acid,100%	N	N	Phosphoric anhydride	R	N
Nitrobenzene	N	N	Phosphorus,red	R	N
Nitroglycerine	N	N	Phosphorus,yellow	R	N
Nitroglycol	N	N	Phosphorus pentoxide	R	N
Nitrous acid,10%	R	R	Phosphorus trichloride	N	N
Nitrous oxide,gas	R	N	Photographic chemicals,aq	R	R
Oleic acid	R	R	Phthalic acid	C	C
Oleum	N	N	Picric acid	N	N
Olive oil	R	R	Plating solutions,metal	R	R
Oxalic acid	R	R	Potash	R	R
Oxygen,gas	R	R	Potassium amyl xanthate	R	N
Ozone,gas	R	R	Potassium iodide	R	N
Palmitic acid,10%	R	R	Potassium salts (except potassium iodide)	R	R
Palmitic acid,70%	R	N	Potassium permanganate	R	R

Chemical	73°F (23°c)	140°F (60°c)	Chemical	73°F (23°c)	140°F (60°c)
Potassium permanganate,25%	R	N	Sulfamic acid	N	N
Propane	R	R	Sulfate&sulfire liquors	R	R
Propylene dichloride	N	N	Sulfur	R	R
Propylene oxide	N	N	Sulfur dioxide,dry	R	R
Pyridine	N	N	Sulfur dioxide,wet	R	N
Pyrogallic acid	R	N	Sulfur trioxide,gas,dry	R	R
Rayon coagulating bath	R	R	Sulfur trioxide,wet	R	N
Salicylic acid	R	R	Sulfuric acid,up to 80%	R	R
Salicylaldehyde	N	N	Sulfuric acid,90 to 93%	R	N
Selenic acid,aq.	R	R	Sulfuric acid,94 to 100%	N	N
Silicic acid	R	R	Sulfurous acid	R	R
Silicone oil	R	N	Tall oil	R	R
Silver salts	R	R	Tannic acid	R	R
Soaps	R	R	Tanning liquors	R	R
Sodium chlorate	R	N	Tar	N	N
Sodium chlorite	N	N	Tartaric acid	R	R
Sodium hypochlorite	R	N	Terpineol	C	C
Sodium salts,aq (except sodium chlorate, sodium chlorite,and sodium hypochlorite)	R	R	Tetrachloroethane	C	C
Stannic chloride	R	R	Tetraehyl lead	R	N
Stannous chloride	R	R	Tetrahydrofuran	N	N
Starch	R	R	Tetralin	N	N
Stearic acid	R	R	Tetrasodium	R	R
Stoddard solvent	N	N	Thionyl chloride	N	N
Succinic acid	R	R	Thread cutting oils	R	N
Sugars,aq	R	R	Titanium tetrachloride	C	N

Chemical	73°F (23°c)	140°F (60°c)	Chemical	73°F (23°c)	140°F (60°c)
Tetralin	N	N	Urea	R	R
Tetrasodium	R	R	Urine	R	R
Thionyl chloride	N	N	Vaseline	N	N
Thread cutting oils	R	N	Vegetable oils	R	R
Titanium tetrachloride	C	N	Vinegar	R	R
Toluene	N	N	Vinyl acetate	N	N
Tomato juice	R	R	Water,deionized	R	R
Transformer oil	R	R	Water,distilled	R	R
Tributyl citrate	R	N	Water,salt	R	R
Tributyl phosphate	N	N	Whiskey	R	R
Trichloroaacetic acid	R	R	White liquor	R	R
Trichloroehylene	N	N	Wines	R	R
Triethanolamine	R	N	Xylene	N	N
Triethylamine	R	R	Zinc salts	R	R
Trimethyl propane	R	N			
Trisodium phosphate	R	R			
Turpentine	R	R			

*R=generally resistant;C=less resistant than R but still suitable for some conditions; N=not resistant

This table is meant to aid the designer in decisions as to transporting/conveyance of undiluted chemicals. Chemical resistance data are provided as a guide only. Information is based primarily on immersion of unstressed strips in chemicals and to a lesser degree on field experience.

Designing, Operating and Maintaining Piping Systems Using PVC Fittings Ron Bliesner, February 3, 1987

Handling and Storage

HANDLING

PVC fittings has excellent impact resistance under normal condition, but there is a slightly reduction on impact resistance when the ambient temperature fall below freezing. Attention must be paid to local insulating techniques and codes that require a particular method.

fittings must not fall or be thrown off the truck or into the trench, which perhaps leads to damage such as rupture, scatches, splits. Any damaged fittings must be discarded.

STORAGE

LESSO recommends that PVC fittings should be store in their original carton avoiding dirt or other potential damage and the carton have better be placed indoors. If storing outdoors, these products must be covered with a opaque materials such as canvas. At the same time, if package of fittings are covered, keep the air circulated against heat buildup in hot summer weather. Care should be taken that package of PVC fittings should be away from heat sources or moisture attack. If PVC fittings are subject to direct sunlight after installation, protection should be adopt with chemically compatible paint, uch as water based Latex.

Solvent cement has a definite shelf life. Each can or carton is clearly marked with a date of manufacture. Stock should be rotated that the oldest material must be used firstly. Do not allow solvent cement to be stored near the source of ignition, heat, sparks or open flame due to its flammability.

Solvent Cement Joint Procedure

1. PREPARATION
Prepare the necessary tools. Expose the pipe and fittings to the open air on the construction site for at least one hour. Take protective measurements on the connecting parts if the environments is extremely hot or extremely cold.

2. CUT THE PIPE
Use saw and miter box, wheel cutter or pipe cutter to cut the PVC pipe. These tools can make sure the cut is square. Protect pipe and fittings from serrated holding devices and abrasion.

3. REMOVE THE BURRS AND CHAMFER THE EDGES
Chamfer the cut ends to 10° to 15° and remove all the burrs from inside and outside of the pipe with a knife-edge, file, or deburring tool.

4. CLEAN THE PIPE AND FITTINGS
Wipe the joining surfaces by using clean, dry cloth or pager towel. Make sure all joining surfaces are free from dirt, dust, water and oil.

5. CHECK THE CLEANNESS OF THE JOINING SURFACES
Check the cleanness of the joining surfaces. Then mark the pipe end with a socket depth line.

6. USE THE APPROPRIATE APPLICATOR SIZE FOR THE JOINT
Use an applicator with at least ½ the size of pipe. Keep applicator in can when not in use.

7. APPLY SOLVENT CEMENT
Apply a moderate even coating of cement in the fittings socket completely covering the pipe joining surfaces only. Heavy or excessive applications of cement may become an obstruction inside of the piping. Quickly apply a heavy even coat of cement to the outside of the pipe. Make sure that the coated distance on the pipe is equal to the depth of the fittings socket.
Note: Don't let cement puddle inside fittings or run down inside the pipe.

Acceptable Solvent Cement Type

Pipe and Fitting System	Diameter (in.)	Solvent Cement Standard	Cement Color (common usage, check local code)	Description	Primer (common usage, check loacl code)
PVC DWV or SCH.40 Pressure	1/2—4	ASTM D 2564	Clear	Regular or Medium-Bodied	Required ASTM F 656
PVC DWV or SCH.40 Pressure	6—16	ASTM D 2564	Clear or Grey	Medium or Heavy-Bodied	Required ASTM F 656
SCH.80 Pressure	1/4—2	ASTM D 2564	Grey	Medium or Heavy-Bodied	Required ASTM F 656
SCH.80 Pressure	2 1/2—16	ASTM D 2564	Grey	Medium or Heavy-Bodied	IPS P-70 or Oatey Industrial Grade

Solvent Cement Joint Procedure

Estimates for usage of solvent cements special for PVC fittings are given in the list below. The column is just for reference. Actual usage in the field could vary due to wide ranges of installation conditions. You may follow accurate dosage according to solvent cement suppliers.

Nominal Pipe Size	Pint	Quart	Gallon
1/2"	130	260	1040
3/4"	80	160	640
1"	70	140	560
1-1/4"	50	100	400
1-1/2"	35	70	280
2"	20	40	160
3"	15	30	120
4"	10	20	80
6"	N/R	8	32

8. ASSEMBLE IMMEDIATELY

Make the joint as quickly as possible after application of the cement and before the cement dries. While cement is still wet, insert the pipe into the fitting socket and twist 1/4 turn. Make sure that the pipe is inserted to the full depth of the socket and hold it for at least 30 seconds to avoid push-out.

9. REMOVE EXCESS CEMENT

Remove excess solvent cement from the exterior of the joint with a clean, dry cloth. Otherwise, the excessive solvent cement could permanently distort or weaken pipe.

10. DO NOT DISTURB DURING INITIAL SET PERIOD.

Do not attempt to disturb the pipe-fittings joint until after the cement has set; damage to joint and loss of fit may result. Should the cement dry partially before joint is made up, reapply cement before assembling.

Notes:

1. In case of conflicting solvent cementing instructions, the instruction of the cement manufacturer should be followed.
2. Some cements are not "one-step" and require prime before applied. The performance of applying prime is similar to procedure of applying cement. Please refers to the instructions from prime suppliers for detail.

Solvent Cement Joint Procedure

RECOMMENDED INITIAL SET TIME

Nominal Pipe Size	600-1000F/160-380C	400-600/50-16oC	00-400F/-180-50C
1/2" — 1-1/4"	15min	1hr	3hrs
1-1/2" — 2"	30min	2hrs	6hrs
3" — 6"	1hr	4hrs	12hrs

Note: Initial set schedule is the necessary time to allow before the joint can be carefully handled.
In damp or humid weather allow 50% more set time.

RECOMMENDED JOINT CURING TIME

Relative humidity 60% or less	Pipe size 1/2" to 1-1/4" (20 to 40mm)		Pipe size 1-1/2" to 2" (50 to 63mm)		Pipe size 3" to 6" (75 to 150mm)	
Temperature range during assembly and cure periods	Up to 160psi/ 11bar	160 to 370psi/ 11 to26 bar	Up to 160psi/ 11bar	160 to 370psi/ 11 to26 bar	Up to 160psi/ 11bar	160 to 370psi/ 11 to26 bar
600-1000F/ 160-380C	1hr	6hrs	2hrs	12hrs	6hrs	24hrs
400-600/ 50-16oC	2hrs	12hrs	4hrs	24hrs	12hrs	48hrs
00-400F/ -180-50C	8hrs	48hrs	16hrs	96hrs	48hrs	8days

Note: Joint cure schedule is the necessary time to allow before pressurizing system.
In damp or humid weather allow 50% more cure time.

The above data are based on laboratory tests and are intended as guidelines. For more specific information, contact should be made with cement manufacturer.

Special Consideration in Installation

TEMPERATURE CORRECTION FACTORS

Corrections must be made to derate all PVC fittings when operating temperatures are expected to exceed 73 degrees Fahrenheit. The working pressure is directly affected by temperature changes. The drop in pressure capacity can be calculated using table 3. Multiply the maximum working pressure by the temperature correction factor for a known temperature.

The chart below is to be used to determine recommended pressures. If you have any questions regarding your system, contact your architect or designer for proper system operations.

TEMPERATURE CORRECTION FACTORS:

Maximum Operation Temperature 0f(0c)	Derate Factor for Actual Working Pressure
73(23)	1
80(27)	0.88
90(32)	0.75
100(38)	0.62
110(43)	0.50
120(49)	0.40
130(54)	0.30
140(60)	0.22

Note: Maximum service temperature for PVC pipe is 140^0F.

EXAMPLE

The nominal operation pressure for 2" SCH40 fittings is 280 psi in 73^0F, if the ambient temperature for practical installation of PVC piping system is 110^0F, then the maximum operation pressure is original value multiplied by correction factors, i.e, the value is equal to 280×0.5=140psi.

PRESSURE SURGES

Definition:

Few piping systems are operated under "static" conditions for long periods of time. Hydraulic transient conditions or "surges" occur in every irrigation system. A pressure surge or "water hammer" is created any time the flowrate changes in a piping system. This may be caused by valve operation, pumps starting or stopping, line breaks or rapid escape of entrapped air.

Prevention Tips:

To limit the magnitude and frequency of pressure surges, system operators should use the following guidelines:

1. Operate the system to maintain pump flowrate as uniformly as possible. This will not only reduce hydraulic transient problems but will increase the life of the pumping unit.
2. Attempt to balance system flows so the sprinkler set changes are systematic within system subunits. Avoid changing from one main area of the system and back again in the operating program. Maintain sub-unit flows uniformly, if possible.
3. Run fewer sets for longer times. Hydraulically, it is easier on the system to run a given set as long as possible, provided runoff does not occur, or the moisture holding capacity of the soil is not exceeded. This will allow for fewer sets and, thereby, fewer opportunities for surges to occur.
4. Avoid operating too many sprinklers in one area of the system and elevating the operating velocities. Use the design guidelines to govern the number of sprinklers that may operate simultaneously on a given pipe segment or loop.

Designing, Operating and Maintaining Piping Systems Using PVC Fittings Ron Bliesner, February 3, 1987

Limited Warranty

Except as otherwise mandated by law, LESSO America warrants to Buyer only that the Products directly manufactured by LESSO America will be free from defects in material and workmanship for a period of three years from the date of installation. Buyer agrees that this warranty shall be effective so long as the Products are used solely for the normal purposes for which they are intended and in conformity with industry established engineering, installation, operating, and maintenance specifications, recommendations and instructions. Violation thereof shall void this warranty and relieve LESSO America from any obligation under this warranty.

LESSO America may modify at any time design of products or materials used therein or discontinue their manufacture without any liability.

LESSO America shall not assume responsibility, and expressly disclaims any liability, due to Buyer's, any installer's or end user's failure to comply with such specifications, recommendations and instructions, including, but not limited to, damage due to improper control of system hydraulics, improper winterization procedures, improper voltage supply, contact with incompatible materials or chemicals, excavation/digging, excessive weight, temperature shocking, U.V. degradation, vibration and vandalism. LESSO America shall not be liable for damages due to any acts of nature including, but not limited to, lightning, earthquakes, ground movement, frost heave, floods, or any other event of force majeure.

Buyer shall notify LESSO America of any alleged defects within 48 hours of discovery of any alleged defect and within three years' warranty period. LESSO America is not liable for any warranty claim if such notice is not provided. After the examination of the returned products, if the goods are determined to be defective in materials or workmanship directly provided by LESSO America, LESSO America will, at its sole option, may either repair or replace the defective Products, or reimburse Buyer for the cost of such Products. This shall be Buyer's only remedy. All costs of shipping such questionable Products and any replacements thereof to and from LESSO America 's facility shall be borne by Buyer.

THIS LIMITED WARRANTY REPLACES ALL OTHER ORAL OR WRITTEN WARRANTIES, LIABILITIES OR OBLIGATIONS OF LESSO America. THIS WARRANTY MAY NOT BE EXTENDED, ALTERED OR OTHERWISE MODIFIED EXCEPT BY WRITTEN AGREEMENT SIGNED BY COMPANY. BY ITS ACCEPTANCE OF THE PRODUCTS, CUSTOMER HEREBY SPECIFICALLY AND EXPRESSLY WAIVES ALL OTHER LIABILITY OR OBLIGATION OF ANY KIND OR CHARACTER OF COMPANY, INCLUDING WITHOUT LIMITATION LIABILITY PREDICATED UPON STRICT LIABILITY OR TORT, AND ALL DAMAGES AND LOSSES AS A RESULT THEREOF, INCLUDING BUT NOT LIMITED TO ALL KNOWN, UNKNOWN, FORESEEABLE, UNFORESEEABLE, ABSOLUTE, CONTINGENT, LIQUIDATED, NON-LIQUIDATED, COMPENSATORY, GENERAL, SPECIAL, CONSEQUENTIAL, INCIDENTAL, OR PUNITIVE DAMAGES, AND WITH RESPECT TO THE PRODUCTS, THEIR RETURN, REPAIR, RESTORATION AND REPLACEMENT.

Buyer agrees that LESSO America will not be responsible for other parts or labor in connection with repairing, replacing, or returning such Products while Products are in possession of LESSO America for analysis, nor for any delays beyond LESSO America's reasonable control (including, with limitation, delays due to unavailability of materials, equipment, other supplies or labor, strikes, governmental regulation etc.), provided that any delay shall toll the warranty period for the same amount of time as the delay itself. In no event shall LESSO America be liable for consequential or incidental damages of any kind, including any damage to any property, building, its contents or any person therein, resulting from the breach of this warranty.

LESSO

CHINA LESSO GROUP HOLDINGS LIMITED

(Hong Kong Listed Stock Code: 2128)

www.lesso.com

LESSO AMERICA,INC.

Add: 1010 Railroad Street, Corona, CA, 92882 United States

Tel: (951) 547–6888 Fax:(951)547–6886

Toll free: (888) 988–8839 Web: www.lessoamerica.com

* LESSO America is affiliated with China LESSO Group Holdings Limited and is not affiliated with any third party companies, including LASCO or LASCO Fittings, Inc.

* This catalog has been prepared as a support guide. Under no circumstance shall LESSO America assume any liability or responsibility with the information in this catalog. Every effort has been made by LESSO America to provide accurate and up to date information.

All Rights Reserved Mar. 2015

Printed in China (HC)