Dixon Fire Catalog

DIXON

The Right Connection®

2022

877.963.4966

dixonvalve.com

DIXON FIRE DF122

xcellence • Uncommon Excellence • Uncommon Excellence • Uncommon Excellence • Uncommon Excellence • Uncommon Excellence • Uncommon Excellence • Uncommon Excellence • Uncommon

North American Manufacturing and Warehouse Locations

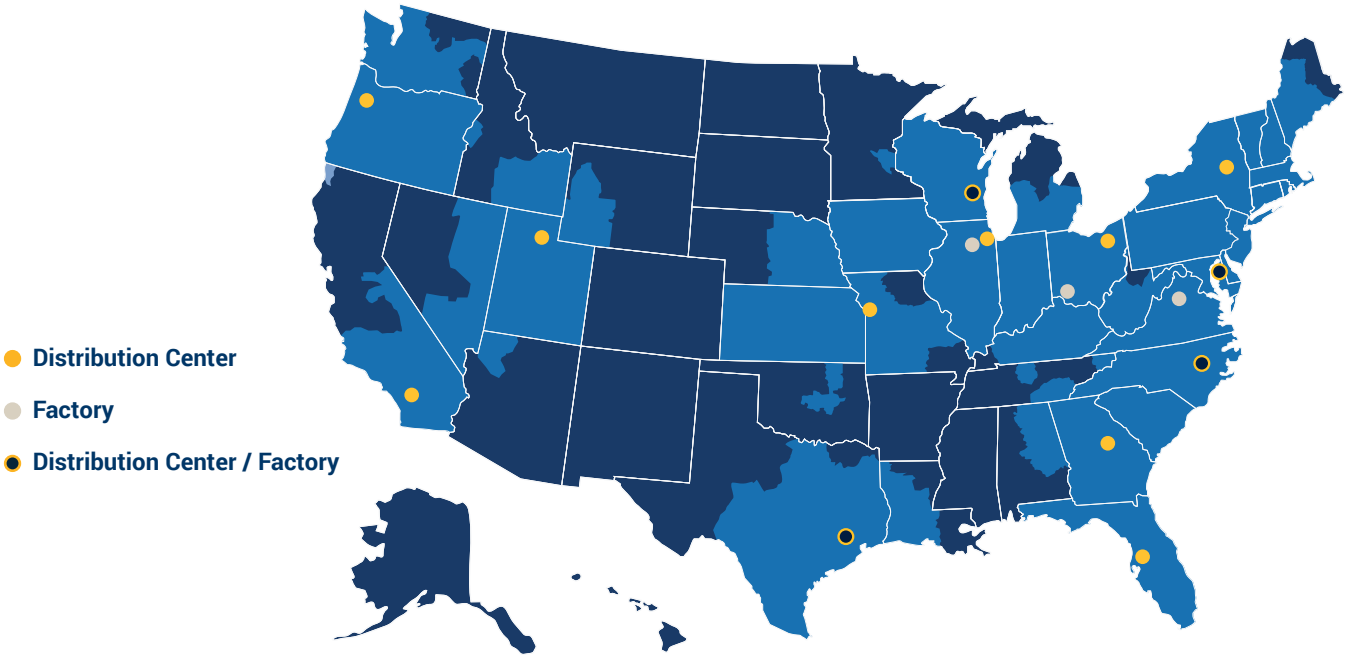

Factories:
Chestertown, MD • Cincinnati, OH • Dallas, NC • Houston, TX • Pewaukee, WI • Westmont, IL • Winchester, VA

Distribution Centers:
Chestertown, MD • Dallas, NC • Gloversville, NY • Houston, TX • Itasca, IL • Kansas City, MO • Peachtree City, GA • Pewaukee, WI • Portland, OR • Rancho Cucamonga, CA • Salt Lake City, UT • Tampa, FL • Twinsburg, OH

Terms and Conditions

Terms
Net 30 Days

Cash Discounts
Invoice dated 1st to the 14th of the month are subject to a 1% discount if paid by the 25th of the month. Invoices dated the 15th to the end of the month are subject to a 1% discount if paid by the 10th of the following month.

Claims
All claims must be made within 10 days of receipt of merchandise.

Drop Ship Fees
Dixon will charge a flat fee of $5.00 on all drop shipments less than $100.

Minimum Order and Invoice
All orders for less than $35.00 Net Value will be subject to a Minimum Net Charge of $35.00 plus transportation.

Prepaid Freight Allowance
All shipments are FOB factory or branch and shipped collect unless otherwise specified. Orders totaling $1,500.00 net value or more for immediate shipment to a single location within the continental United States will be shipped freight free. Any items back-ordered against the same order will also be shipped prepaid as they become available. Method of shipment will be the most economical means available to Dixon and does not include priority shipments such as air freight.

Returns
Material shipped as ordered may be returned only with Dixon's permission. A Credit Memo will be issued subject to a minimum 15% handling charge (using the distributor's net price in effect at the time of purchase). Total returns in 1 year cannot exceed 5% of the previous years purchases. Certain products are excluded from this general return policy; contact Dixon for information on specific products.

Prompt Payment
Orders receive preferred treatment when the account is paid promptly. Orders may be temporarily held if any unpaid invoice is over 30 days. We reserve the right to take out of the shipping and production schedules orders from accounts with unpaid invoices of 60 days or more.

Table of Contents

A - Fire Hose ..... 3 - 17
300# single jacket all polyester....3
500# single jacket all polyester....4 - 5
UL labeled....4
Color impregnated....5
800# double jacket all polyester....5
Color impregnated....5
MSHA approved single jacket mine....6
Double jacket potable water hose....6
500# all polyester rack....6 -7
UL labeled....6
Non-UL labeled....7
500# nitrile covered....7
Forestry non-weeping....8
Forestry mop up....8
Forestry mop up kit....8
Nitrile covered - heavy duty....9
Non-collapsible....10
Chemical booster....10
Fire and utility....10
Single jacket mill....11 - 13
Double jacket mill....14
Nitrile washdown....15 - 17
PVC flexible suction hose....17

B - Fire Hose Couplings ..... 18 - 21
Expansion ring couplings....18 - 19
Washers....19
Ring and gasket guide....20
Hose type booster couplings....21
Forestry couplings....21

C - Racks, Reels, Hose Cabinet ..... 22 - 29
Style V Swing type hose storage....22
Swing type hose storage....23
Heavy duty swing type hose storage....23
Global continuous flow....24
Continuous flow....25
Carbon steel....26
Hump racks....27
Hose racks....27
Pin rack hose assembly....28
Semi automatic pin racks....28
Steel hose cabinet....29

D - Hose Protection 30
Fire jacket....30
Fire tape....30

E - Nozzles..... 31 - 46
Fog....31 - 33
Rack....33
Ball shutoffs....34
Nozzle tips....34
Plain hose....34
Twist....34
Red plain hose....35
UL play pipes....35
Street cleaning....35
U.S. Coast Guard approved....36
Monitors and nozzles....37 - 46
Constant flow....39-40
Fog....39 - 40
Garden hose....40
Break apart attack....41
Ball shut off....41, 43, 44
Pistol grip....41
Gallonage....42
Forestry....42 - 44
Penetrator....44
Straight stream....44
Viper forestry....45 - 46

F - Adapters & Connections. ..... 47 - 102
Double hex....47
Rocker lug....47, 53, 55, 58 - 59, 61
Swivel....48 - 51, 60
Hydrant....52 - 55
Hazmat....54
Hex nipples....55 - 57
Style N37....58 -59
Style N54....62
Double male hex....63 - 65
Style N36....66
Cam & groove....66 - 67
Caps and plugs....68 - 73
Replacement swivels and accessories....73
Storz....74 - 78
Accessories....79
Wrenches....80 - 83
Suction....84
Continuous swivel....84
Pump head testers....85
Manifolds....85
Dry hydrants....86
Roof connections....87 - 89
Siamese connections....90 - 94
Wall hydrant body....95

F - Adapters & Connections (cont.)... 47 - 102

Snoots....96 - 97
Siamese assemblies....97 - 98
Single sprinkler connection....99
Single inlet and hydrant connections....99
Wall hydrants....99
Round ID plates....100
British Instantaneous....101 - 102
International shore....102

G - Accessories.... 103

Pick head fire axe....103
Sprinker line tester....103

H - Valves....104 - 124

Angle....104 - 107
Domestic cast....104
Grooved....105
500# hose....105
Global cast....106
Global forged hose....107
Gate....108 - 112
Non-rising stem wedge disc....108 - 109
Rising stem wedge disc....109
Single hydrant with hand wheel....110, 111
Single hydrant with speed handle....110
` Hydrant with speed handle....111
Large diameter....112
Wharf hydrants....113
Wye....113 - 115
Straight globe....116
Angled ball drip....116
Straight ball drip....116
Factory set pressure angle....117 - 119
Reducing....117 - 118
Reducing (regulating)....119
Field adjustable pressure reducing....120
Adjustable pressure restricting....120
Pressure restricting angle....121
Backflow preventer....122
Chicago pattern....122
Sprinkler Hose....123
Drain....123
Piston intake relief....124

I - Specality Products.... 125

J - Technical....126 - 136

K - Index....137 - 148

300# Single Jacket All Polyester Fire Hose

Materials
- Outer construction: single jacket, all polyester
- Tube construction: EPDM rubber lining

Specifications
- Proof pressure: **300 PSI**
- Service test pressure: **150 PSI** at ambient temperature **70°F (21°C)**
- Working pressure: **135 PSI** at ambient temperature **70°F (21°C)**

Approvals
- 25' and 75' lengths, UL labeled hoses and other threads and configurations are available; contact Dixon®

Uncoupled

Size	Bowl	Length	Part #
1-1/2"	1-3/4"	50'	A315-50UC
		100'	A315-100UC
2"	2-1/4"	50'	A320-50UC
		100'	A320-100UC
2-1/2"	2-13/16"	50'	A325-50UC
		100'	A325-100UC
3"	3-3/8"	50'	A330-50UC
		100'	A330-100UC

Coupled with female and male expansion ring couplings

Size	Length	Rocker Lug Aluminum NST (NH) Part #	Rocker Lug Brass NST (NH) Part #	Rocker Lug Aluminum NPSH Part #
1-1/2"	50'	A315-50RAF	A315-50RBF	A315-50RAS
	100'	A315100RAF	A315100RBF	A315100RAS
2"	50"	---	---	A320-50RAS
	100'	---	---	A320100RAS
2-1/2"	50'	A325-50RAF	A325-50RBF	A325-50RAS
	100'	A325100RAF	A325100RBF	A325100RAS
3"	50'	---	---	A330-50RAS
	100'	---	---	A330100RAS

500# Single Jacket All Polyester Fire Hose

Feature
- Other threads and configurations are available; contact Dixon®

Materials
- Outer construction: single jacket, all polyester
- Tube construction: EPDM rubber lining

Specifications
- Proof pressure: **500 PSI**
- Service test pressure: **250 PSI** at ambient temperature **70°F (21°C)**
- Working pressure: **225 PSI** at ambient temperature **70°F (21°C)**

Uncoupled

Size	Bowl	Length	Part #
1"	1-1/4"	50'	A510-50UC
		100'	A510-100UC
1-1/2"	1-3/4"	50'	A515-50UC
		100'	A515-100UC
2-1/2"	2-13/16"	50'	A525-50UC
		100'	A525-100UC

Coupled with female and male expansion ring couplings

Size	Length	Rocker Lug Aluminum NST (NH) Part #	Rocker Lug Brass NST (NH) Part #	Rocker Lug Aluminum NPSH Part #
1"	50'	A510-50RAF	---	A510-50RAS
	100'	A510100RAF	---	A510100RAS
1-1/2"	25'	A515-25RAF	---	A515-25RAS
	50'	A515-50RAF	A515-50RBF	A515-50RAS
	75'	A515-75RAF	---	A515-75RAS
	100'	A515100RAF	A515100RBF	A515100RAS
2-1/2"	25'	A525-25RAF	---	A525-25RAS
	50'	A525-50RAF	A525-50RBF	A525-50RAS
	75'	A525-75RAF	---	---
	100'	A525100RAF	A525100RBF	A525100RAS

500# Single Jacket Fire Hose - UL labeled

Coupled with female and male expansion ring couplings

Feature
- Impregnated hose and other length threads and configurations are available; contact Dixon

Materials
- Outer construction: single jacket, all polyester
- Tube construction: EPDM rubber lining

Specifications
- Proof pressure: **500 PSI**
- Service test pressure: **250 PSI** at ambient temperature **70°F (21°C)**
- Working pressure: **225 PSI** at ambient temperature **70°F (21°C)**

Approval
- Underwriters Listed

Size	Coupling Type	Length	NST Thread Part #
1-1/2"	combo lug, brass	50'	A515U50CBF
2-1/2"			A525U50CBF

500# Single Jacket Fire Hose - Color Impregnated

orange

red

Feature
- Consult Dixon® for pricing and availability of other colors, lengths, threads, and configurations

Specifications
- Proof pressure: **500 PSI**
- Service test pressure: **250 PSI**
- Working pressure: **225 PSI** at ambient temperature **70°F (21°C)**

Materials
- Outer construction: single jacket, all polyester
- Tube construction: EPDM rubber lining

Coupled with female and male expansion ring couplings

Size	Coupling Type	Length	Color	Part #
1-1/2"	rocker lug, aluminum, NST (NH)	50'	yellow	A515Y50RAF
	rocker lug, aluminum, NPSH			A515Y50RAS
	rocker lug, aluminum, NST (NH)		red	A515R50RAF
	rocker lug, aluminum, NPSH			A515R50RAS
	rocker lug, aluminum, NST (NH)		orange	A515OR50RAF
	rocker lug, aluminum, NPSH			A515OR50RAS

800# Double Jacket All Polyester Fire Hose

Feature
- Consult Dixon for pricing and availability of 75' lengths and other threads and configurations

Specifications
- Proof pressure: **800 PSI**
- Service test pressure: **400 PSI**
- Working pressure: **360 PSI** at ambient temperature **70°F (21°C)**

Materials
- Outer construction: double jacket, all polyester
- Tube construction: EPDM rubber lining

Coupled with female and male expansion ring couplings

Size	Length	Rocker Lug Aluminum NST (NH) RAF Part #	Rocker Lug Brass NST (NH) RBF Part #	Rocker Lug Aluminum NPSH RAS Part #
1-1/2"	25'	D815-25RAF	---	---
	50'	D815-50RAF	D815-50RBF	D815-50RAS
	100'	D815100RAF	D815100RBF	D815100RAS
2-1/2"	25'	D825-25RAF	---	---
	50'	D825-50RAF	D825-50RBF	D825-50RAS
	100'	D825100RAF	D825100RBF	D825100RAS

800# Double Jacket Fire Hose - Color Impregnated

Feature
- Other lengths, threads, couplings, and colors (yellow, red, blue, tan, orange, green, black) are available; contact Dixon

Specifications
- Proof pressure: **800 PSI** at **70°F (21°C)**
- Service test pressure: **400 PSI** at **70°F (21°C)**
- Working pressure: **360 PSI** at **70°F (21°C)**

Materials
- Outer construction: double jacket, all polyester
- Tube construction: black, synthetic rubber liner

Coupled with female and male expansion ring couplings

Size	Thread NH (NST)	Coupling Type	Length	Part #
1-1/2"	1-1/2"	rocker lug, aluminum NST (NH)	50'	D815Y50RAF
		rocker lug, aluminum NST (NH)	100'	D815Y100RAF
		rocker lug, aluminum NPSH	50'	D815Y50RAS
		rocker lug, aluminum NPSH	100'	D815Y100RAS
1-3/4"		rocker lug, aluminum NST (NH)	50'	D817Y50RAF
2-1/2"	2-1/2"	rocker lug, aluminum NST (NH)	50'	D825Y50RAF
		rocker lug, aluminum NST (NH)	100'	D825Y100RAF
3"		rocker lug, aluminum NST (NH)	50'	D8325Y50RAF

MSHA Approved Single Jacket Mine Fire Hose

Coupled with female and male aluminum rocker lug expansion ring couplings

Features
- Outer construction: single jacket, synthetic flame resistant
- Tube construction: flame resistant lining

Specifications
- Proof pressure: **500 PSI** at **70°F (21°C)**
- Service test pressure: **250 PSI** at **70°F (21°C)**
- Working pressure: **225 PSI** at **70°F (21°C)**

Aprroval
- Approved by Mine Safety and Health Administration (MSHA) for all mine fire protection applications

Size	Thread	Length	Part #
1-1/2"	NST (NH)	50'	SM515W50RAF
	NPSH		SM515W50RAS

Double Jacket Potable Water Hose - Blue

Features
- Outer construction: double jacket, all polyester
- Tube construction: thermoplastic

Specifications
- Proof pressure: **600 PSI** at **70°F (21°C)**
- Service test pressure: **300 PSI** at **70°F (21°C)**
- Working pressure: **270 PSI** at **70°F (21°C)**

Approval
- Liner is NSF approved for potable water; fittings are not, except for temporary / emergency drinking needs only.

Coupled with female and male, brass or aluminum rocker lug, expansion ring couplings

Size	Thread	Length	Brass Expansion Ring Part #	Aluminum Expansion Ring Part #
1-1/2"	NPSH	50'	PW615B50RBS	PW615B50RAS
		100'	PW615B100RBS	PW615B100RAS
	NST (NH)	50'	PW615B50RBF	PW615B50RAF
		100'	PW615B100RBF	PW615B100RAF
2-1/2"	NPSH	50'	PW625B50RBS	PW625B50RAS
		100'	PW625B100RBS	PW625B100RAS
	NST (NH)	50'	PW625B50RBF	PW625B50RAF
		100'	PW625B100RBF	PW625B100RAF

500# All Polyester Rack Hose - UL Labeled

Application
- For pin rack service / emergency fire fighting only, not to be used for washdown

Materials
- Outer construction: single jacket, all polyester
- Tube construction: clear thermoplastic

Specifications
- Proof pressure: **300 PSI** at ambient temperature **70°F (21°C)**
- Service test pressure: **150 PSI** at ambient temperature **70°F (21°C)**
- Working pressure: **135 PSI** at ambient temperature **70°F (21°C)**

Approval
- Underwriters Listed

Coupled with female and male expansion ring couplings

Size	Coupling Type	Length	Folded Part #	Coiled Part #
1-1/2"	combo lug, brass NST (NH)	50'	R515U50CBF/F	R515U50CBF
		100'	R515U100CBF/F	R515U100CBF
		50'	R515U50RAF/F	R515U50RAF
		100'	R515U100RAF/F	---

500# All Polyester Rack Hose - non-UL Labeled



Application
- For pin rack service / emergency fire fighting only. Not to be used for washdown

Materials
- Outer construction: single jacket, all polyester
- Tube construction: clear thermoplastic

Specifications
- Proof pressure: **500 PSI** at ambient temperature **70°F (21°C)**
- Service test pressure: **250 PSI** at ambient temperature **70°F (21°C)**
- Working pressure: **225 PSI** at ambient temperature **70°F (21°C)**

Coupled with female and male expansion ring couplings

Size	Coupling Type	Length	Folded Part #	Coiled Part #
1-1/2"	combo lug, brass NST (NH)	50'	R515-50CBF/F	R515-50CBF
		100'	R515100CBF/F	R515100CBF
		50'	R515-50RAF/F	R515-50RAF
		100'	R515100RAF/F	R515100RAF

500# Nitrile Covered Fire Hose - Light Duty Red

Application
- Ideal for industrial and construction washdown and discharge applications

Feature
- Other colors, threads, and configurations are availabe; consult Dixon®

Materials
- Outer construction: thin ribbed nitrile
- Tube construction: nitrile

Specifications
- Proof pressure: **500 PSI** at ambient temperature **70°F (21°C)**
- Service test pressure: **250 PSI** at ambient temperature **70°F (21°C)**
- Working pressure: **225 PSI** at ambient temperature **70°F (21°C)**

Uncoupled

Size	Bowl	Length	Part #
1-1/2"	1-13/16"	50'	H515R50UC
2-1/2"	2-13/16"		H525R50UC
1-1/2"	1-13/16"	100'	H515R100UC
2-1/2"	2-13/16"		H525R100UC

Coupled with female and male expansion ring couplings

Size	Length	Rocker Lug Aluminum NST (NH) Part #	Rocker Lug Brass NST (NH) Part #	Rocker Lug Aluminum NPSH Part #
1-1/2"	50'	H515R50RAF	H515R50RBF	H515R50RAS
2-1/2		H525R50RAF	H525R50RBF	H525R50RAS
1-1/2"	100'	H515R100RAF	---	H515R100RAS
2-1/2"		H525R100RAF	---	---

Forestry Non-Weeping Fire Hose



Features
- Consult Dixon® for pricing and availability of 25' lengths and other threads and configurations
- Impregnation: yellow

Materials
- Outer construction: single jacket, all polyester
- Tube construction: thermoplastic

Specifications
- Proof pressure: **600 PSI** at ambient temperature **70°F (21°C)**
- Service test pressure: **300 PSI** at ambient temperature **70°F (21°C)**
- Working pressure: **270 PSI** at ambient temperature **70°F (21°C)**

Coupled with female and male expansion ring couplings

Size	Length	Rocker Lug Aluminum NST (NH) Part #	Rocker Lug Aluminum NPSH Part #
1"	50'	NF610Y50RAF	NF610Y50RAS
	100'	NF610Y100RAF	NF610Y100RAS
1-1/2"	50'	NF615Y50RAF	NF615Y50RAS
	100'	NF615Y100RAF	NF615Y100RAS

Forestry Mop Up Hose

Application
- Used on mop-up and low volume hand lines to fill pump cans supplying sprinklers and remote fire line protection

Size
- 50' coil diameter is 9"

Features
- Consult Dixon for pricing and availability of other threads and configurations
- Impregnation: yellow

Materials
- Outer construction: single jacket, synthetic
- Tube construction: thermoplastic

Specifications
- Proof pressure: **300 PSI** at ambient temperature **70°F (21°C)**
- service test pressure: **150 PSI** at ambient temperature **70°F (21°C)**
- Working pressure: **135 PSI** at ambient temperature **70°F (21°C)**

Coupled with female and male brass ferrule type garden hose couplings

Size	Length	Part #
3/4"	50'	NF307Y50GHT
1-1/2"	50'	NF615-50RAQT[1]
	100'	NF615100RAQT[1]

[1] Coupled with quarter turn forestry couplings

Forestry Mop Up Hose Kit

Description	Part #
kit contains: hose, pouch, and nozzle	NF307Y50GHT-KIT

Nitrile Covered Fire Hose - Heavy Duty - Yellow

Applications
- Ideal for heavy-duty washdown in refineries and power plants

Features
- Extruded interlocking matrix fire hose with 100% synthetic circular woven polyester reinforcement
- Heavy ribbed for severe service
- 25' lengths, other colors, threads, and configurations are available; contact Dixon®

Materials
- Outer construction: thick ribbed nitrile
- Tube construction: nitrile

Specification
- Pressures supplied in the chart below are at ambient temperature **70°F (21°C).**

Size	Proof Pressure PSI	Service Test Pressure PSI	Working Pressure PSI
1" - 3"	**600**	**300**	**270**
4"	**450**	**225**	**200**
5"	**400**	**200**	**180**
6"	**300**	**150**	**135**

Uncoupled

Size	Bowl	Length	Part #
1"	1-1/4"	50'	H610Y50UC
1-1/2"	1-13/16"	50'	H615Y50UC
2"	2-1/4"	50'	H620Y50UC
2-1/2"	2-13/16"	50'	H625Y50UC
3"	3-3/8"	50'	H630Y50UC
4"	4-3/8"	50'	H440Y50UC
5"	5-3/8"	50'	H450Y50UC

Coupled with female and male expansion ring couplings

Size	Length	Rocker Lug Aluminum NST (NH) RAF	Rocker Lug Brass NST (NH) RBF	Pin Lug Brass NST (NH) PBF	Rocker Lug Aluminum NPSH RAS
1"	50'	H610Y50RAF	---	---	H610Y50RAS
1-1/2"		H615Y50RAF	H615Y50RBF	H615Y50PBF	H615Y50RAS
2-1/2"		H625Y50RAF	H625Y50RBF	H625Y50PBF	H625Y50RAS

Coupled with female and male segmented Storz collar style couplings

Features
- Working pressures can be achieved using appropriate expansion ring couplings
- Under no circumstance should the hose be used beyond the working pressure of the fittings to which it is coupled ⚠

Approval
- Assembled hose should be hydrostatically proof tested before use and thereafter in accordance with NFPA 1962

Size	Length	Storz Size	Part #
4"	50'	4"	H440Y50SZ
5"	50'	5"	H450Y50SZ
	100'		H450Y100SZ

A

Non-collapsible Hose

Chemical Booster Hose - Red

Size
- 3/4" diameter hose is coupled with 1" threaded couplings

Feature
- Reinforced with multiple plies of high tensile Aramid yarn providing flexible strength

Specification
- Working pressure: **800 PSI**

Approval
- Meets and exceeds NFPA standard 1961

Materials
- Outer cover material: specially compounded red EPDM tough cover
- Inner tube material: smooth black synthetic EPDM rubber

Coupled with female and male NST (NH) thread, chromed brass hole type couplings

Size	Length	Part #
3/4"	50'	80B07-50HCF
	100'	80B07-100HCF
1"	50'	80B10-50HCF
	100'	80B10-100HCF

Coupled with female and male NST (NH) thread, hole type coupling, aluminum expansion ring couplings

Size	Length	Part #
3/4"	50'	80B07-50HAF
	100'	80B07-100HAF
1"	50'	80B10-50HAF
	100'	80B10-100HAF

Fire and Utility Hose - Red

Features
- Outer construction is designed to withstand abrasion
- Consult Dixon® for pricing and availability of other lengths, threads, and configurations
- Also available with chrome brass fittings

Specifications
- Working pressure: **200 PSI** at ambient temperature **70°F (21°C)**
- Burst pressure: **600 PSI** at ambient temperature **70°F (21°C)**

Coupled with female and male NST (NH) thread, rocker lug, brass expansion ring couplings

Size	Length	Part #
1-1/2"	50'	15B15-50RBF
	100'	15B15-100RBF

Coupled with female and male NST (NH) thread, rocker lug, aluminum expansion ring couplings

Size	Length	Part #
1-1/2"	50'	15B15-50RAF
	100'	15B15-100RAF

Coupled with female and male NPSH thread, rocker lug, aluminum expansion ring couplings

Size	Length	Part #
1-1/2"	50'	15B15-50RAS
	100'	15B15-100RAS

Synthetic Single Jacket Mill Hose

Application

- Used in open end water discharge applications only; not intended for firefighting service

Feature

- Consult Dixon® for pricing and availability on 75' lengths and other threads and configurations

Materials

- Outer construction: single jacket, all polyester
- Tube construction: black, PVC rubber

Specifications

- Rated pressure: **250 PSI** at ambient temperature **70°F (21°C)**
- Working pressure: **112 PSI** at ambient temperature **70°F (21°C)**

Uncoupled

Size	Bowl	Length	Part #
1"	1-1/4"	50'	M10-50UC
		100'	M10-100UC
		300'	M10-300UC
1-1/2"	1-11/16"	25'	M15-25UC
		50'	M15-50UC
		100'	M15-100UC
2"	2-3/8"	25'	M20-25UC
		50'	M20-50UC
		100'	M20-100UC
2-1/2"	2-11/16"	25'	M25-25UC
		50'	M25-50UC
		100'	M25-100UC
3"	3-3/8"	25'	M30-25UC
		50'	M30-50UC
		100'	M30-100UC
4"	4-3/8"	25'	M40-25UC
		50'	M40-50UC
		100'	M40-100UC
6"	6-3/8"	25'	M60-25UC
		50'	M60-50UC

Synthetic Single Jacket Mill Hose

Application
- Used in open end water discharge applications only; not intended for fire fighting service

Feature
- Consult Dixon® for pricing and availability on 75' lengths and other threads and configurations

Materials
- Outer construction: single jacket, all polyester
- Tube construction: black, PVC rubber

Specifications
- Rated pressure: **250 PSI** at ambient temperature **70°F (21°C)**
- Working pressure: **125 PSI** at ambient temperature **70°F (21°C)**

Coupled with NPSH female and male expansion ring couplings

Size	Length	Part #
1-1/2"	50'	M15-50RAS
	100'	M15100RAS
2"	50'	M20-50RAS
	100'	M20100RAS
2-1/2"	50'	M25-50RAS
	100'	M25100RAS

Coupled with NST (NH) female and male expansion ring couplings

Size	Length	Part #
1-1/2"	50'	M15-50RAF
	100'	M15100RAF
2-1/2"	25'	M25-25RAF
	50'	M25-50RAF
	100'	M25100RAF

Coupled with MNPT x MNPT male expansion ring couplings

Size	Length	Part #
1-1/2"	50'	M15-50RAT
	100'	M15100RAT
2"	50'	M20-50RAT
	100'	M20100RAT

Synthetic Single Jacket Mill Hose

Application
- Used in open end water discharge applications only; not intended for fire fighting service

Feature
- Consult Dixon® for pricing and availability of additional lengths and other configurations

Materials
- Outer construction: single jacket, all polyester
- Tube construction: black, PVC rubber

Coupled with NPSH female and male King™ short shank couplings, crimp sleeve, aluminum shank with brass pin lug swivel nut

Size	Length	Working Pressure PSI at 70°F (21°C)	Part #
1-1/2"	25'	75	M15-25KAS
	50'		M15-50KAS
2"	25'	75	M20-25KAS
	50'		M20-50KAS
2-1/2"	25'	50	M25-25KAS
	50'		M25-50KAS
3"	25'	50	M30-25KAS
	50'		M30-50KAS



Coupled with NST (NH) female and male King™ short shank couplings, crimp sleeve, aluminum shank with brass pin lug swivel nut

Size	Length	Working Pressure PSI at 70°F (21°C)	Part #
1-1/2"	25'	75	M15-25KAF
	50'		M15-50KAF
2-1/2"	25'	50	M25-25KAF
	50'		M25-50KAF



Coupled with female and male (C & E) global aluminum cam and groove, crimp sleeve

Size	Length	Working Pressure PSI at 70°F (21°C)	Part #
1-1/2"	25'	112	M15-25GAX
	50'		M15-50GAX
2"	25'	112	M20-25GAX
	50'		M20-50GAX
2-1/2"	25'	112	M25-25GAX
	50'		M25-50GAX
3"	25'	112	M30-25GAX
	50'		M30-50GAX
4"	25'	112	M40-25GAX
	50'		M40-50GAX

Synthetic Double Jacket Mill Hose

Application
- Ideal for open end discharge applications; not intended for fire fighting service

Features
- Consult Dixon® for pricing and availability of additional lengths and other configurations
- Double jacket hoses are not recommended for use with field reattachable couplings

Materials
- Outer construction: double jacket, all polyester
- Tube construction: black, PVC rubber

Specifications
- Rated pressure: **250 PSI** at **70°F (21°C)**
- Working pressure: **200 PSI** at **70°F (21°C)**

Uncoupled

Size	Bowl	Length	Part #
1-1/2"	1-13/16"	50'	DM15-50UC
		100'	DM15-100UC
2"	2-5/16"	50'	DM20-50UC
		100'	DM20-100UC
2-1/2"	2-7/8"	50'	DM25-50UC
		100'	DM25-100UC

Coupled with female and male NST (NH) thread, rocker lug, aluminum expansion ring couplings

Size	Bowl	Length	Part #
1-1/2"	1-13/16"	50'	DM15-50RAF
		100'	DM15100RAF
2-1/2"	2-7/8"	50'	DM25-50RAF
		100'	DM25100RAF

Coupled with female and male NPSH thread, rocker lug, aluminum expansion ring couplings

Size	Bowl	Length	Part #
1-1/2"	1-13/16"	50'	DM15-50RAS
		100'	DM15100RAS
2"	2-5/16"	50'	DM20-50RAS
		100'	DM20100RAS
2-1/2"	2-7/8"	50'	DM25-50RAS
		100'	DM25100RAS

Coupled with female and male NPT thread, rocker lug, aluminum expansion ring couplings

Size	Bowl	Length	Part #
1-1/2"	1-13/16"	50'	DM15-50RAT
		100'	DM15100RAT
2"	2-5/16"	50'	DM20-50RAT
		100'	DM20100RAT
2-1/2"	2-7/8"	50'	DM25-50RAT

Coupled with female and male (C & E) global aluminum cam and groove, crimp sleeve

Size	Bowl	Length	Part #
1-1/2"	1-13/16"	50'	DM15-50GAX
		100'	DM15100GAX
2"	2-5/16"	50'	DM20-50GAX
		100'	DM20100GAX

Nitrile Washdown Hose

Application
- Ideal for industrial, agricultural, and construction washdown and discharge applications, not for firefighting ⚠

Feature
- Resistant to weather and abrasion

Specification
- Working pressure: **200 PSI**

Coupled with NPSH female and male expansion ring couplings

Size	Length	Part #
1-1/2"	50'	WDH15BK50RAS
	100'	WDH15BK100RAS
2"	50'	WDH20BK50RAS
	100'	WDH20BK100RAS
2-1/2"	50'	WDH25BK50RAS
	100'	WDH25BK100RAS

Coupled with NST female and male expansion ring couplings

Size	Length	Part #
1-1/2"	50'	WDH15BK50RAF
	100'	WDH15BK100RAF
2-1/2"	25'	WDH25BK25RAF
	50'	WDH25BK50RAF
	100'	WDH25BK100RAF

Coupled with MNPT x MNPT male expansion ring couplings

Size	Length	Part #
1-1/2"	50'	WDH15BK50RAT
	100'	WDH15BK100RAT
2"	50'	WDH20BK50RAT
	100'	WDH20BK100RAT

Nitrile Washdown Hose

Application
- Ideal for industrial, agricultural, chemical, and construction washdown and discharge applications, not for firefighting ⚠

Feature
- Resistant to weather and abrasion

Coupled with NPSH female and male King short shank couplings, crimp sleeve, aluminum shank with brass pin lug swivel nut

Size	Length	Part #
1-1/2"	25'	WDH15BK25KAS
	50'	WDH15BK50KAS
2"	25'	WDH20BK25KAS
	50'	WDH20BK50KAS
2-1/2"	25'	WDH25BK25KAS
	50'	WDH25BK50KAS
3"	25'	WDH30BK25KAS
	50'	WDH30BK50KAS

Coupled with NST (NH) female and male King short shank couplings, crimp sleeve, aluminum shank with brass pin lug swivel nut

Size	Length	Part #
1-1/2"	25'	WDH15BK25KAF
	50'	WDH15BK50KAF
2-1/2"	25'	WDH25BK25KAF
	50'	WDH25BK50KAF

Coupled with female and male (C & E) global aluminum cam and groove, crimp sleeve

Size	Length	Part #
1-1/2"	25'	WDH15BK25GAX
	50'	WDH15BK50GAX
2"	25'	WDH20BK25GAX
	50'	WDH20BK50GAX
2-1/2"	25'	WDH25BK25GAX
	50'	WDH25BK50GAX
3"	25'	WDH30BK25GAX
	50'	WDH30BK50GAX
4"	25'	WDH40BK25GAX
	50'	WDH40BK50GAX

A

Nitrile Washdown Hose

Application
- Ideal for industrial, agricultural, and construction washdown and discharge applications, not for firefighting ⚠

Feature
- Resistant to weather and abrasion

Uncoupled

Size	Color	Bowl	Length	Working Pressure	Part #
1"	black	1-1/4"	50'	200 PSI	WDH10BK50UC
			100'		WDH10BK100UC
	yellow	1-1/4"	100'		WDH10Y100UC
	blue	1-1/4"	100'		WDH10BL100UC
1-1/2"	black	1-13/16"	50'		WDH15BK50UC
			100'		WDH15BK100UC
2"	black	2-5/16"	50'		WDH20BK50UC
			100'		WDH20BK100UC
2-1/2"	black	2-13/16"	50'		WDH25BK50UC
			100'		WDH25BK100UC
3"	black	3-3/8"	50'	150 PSI	WDH30BK50UC
			100'		WDH30BK100UC
4"	black	4-3/8"	50'		WDH40BK50UC
			100'		WDH40BK100UC
6"	black	6-3/8"	50'		WDH60BK50UC
			100'		WDH60BK100UC

Dixon® PVC Flexible Suction Hose

Couplings with PVC Flexible Suction Hose

Size	Length	Thread	Female L/H x Male Part #	Female R/L x Male Part #	Storz x Storz Part #	Cam and Groove x Cam and Groove Part #
2-1/2"	10'	NST	FSH-9682-000	FSH-9682-050	FSH-9682-020	FSH-9682-030
		BAT	FSH-9682-000B	FSH-9682-050B		
		CSA	FSH-9682-000C	FSH-9682-050C		
		WCT	FSH-9682-000W	FSH-9682-050W		
		NS1	FSH-9682-000NS	FSH-9682-050NS		
		QST	FSH-9682-000Q	FSH-9682-050Q		
3"	10'	NH	FSH-9682-100	FSH-9682-150	FSH-9682-120	FSH-9682-130
4"			FSH-9682-200	FSH-9682-250	FSH-9682-220	FSH-9682-230
4-1/2"			FSH-9682-300	FSH-9682-350	---	---
5"			FSH-9682-400	FSH-9682-450	FSH-9682-420	FSH-9682-430
6"			FSH-9682-500	FSH-9682-550	FSH-9682-520	FSH-9682-530

cam & groove x cam & groove

female L/H x male R/L

storz x storz

B

Expansion Ring Couplings for Single Jacket Hose

Features

- Shipped complete with expansion rings, swivel, and tail washers
- Aluminum expansion ring couplings have (3) rocker lugs on the male and female



Size	Thread	Bowl	Aluminum Part #
1"	NPSH	1-1/4"	S10125
1-1/2"	NPSH	1-3/4"	S16175
		1-11/16"	S16168
		1-13/16"	S16181
2"	NPSH	2-1/4"	S20225
2-1/2"	NPSH	2-13/16"	S26281
1-1/2"	NST (NH)	1-11/16"	S16168F
		1-3/4"	S16175F
		1-13/16"	S16181F
2-1/2"	NST (NH)	2-11/16"	S26268F
		2-13/16"	S26281F
1-1/2"	MNPT	1-11/16"	MS16168T[1]
		1-3/4"	MS16175T[1]
2"	MNPT	2-1/4"	MS20225T[1]
2-1/2"	MNPT	2-11/16"	MS26268T[1]

[1] Male fitting only



Size	Thread	Bowl	Brass Part #
1-1/2"	NPSH	1-3/4"	RS15175
		1-13/16"	RS15181
2-1/2"	NPSH	2-13/16"	RS25281
1-1/2"	NST (NH)	1-3/4"	RS15175F
		1-13/16"	RS15181F
2-1/2"	NPSH	2-13/16"	RS25281F

Expansion Ring Couplings for Double Jacket Hose

Size	Thread	Bowl	Aluminum Part #
1-1/2"	NPSH	1-13/16"	D16181
		1-15/16"	D16193
		2-1/16"	D16206
2"	NPSH	2-5/16"	D20231
2-1/2"	NPSH	3"	D263
1-1/2"	NST (NH)	1-13/16"	D16181F
		1-15/16"	D16193F
		2-1/16"	D16206F
2-1/2"	NST (NH)	2-7/8"	D26287F
		3"	D263F
1-1/2"	MNPT	1-13/16"	MD16181T[1]
2"	MNPT	2-5/16"	MD20231T[1]
2-1/2"	MNPT	2-7/8"	MD26287T[1]

[1] Male fitting only



Size	Thread	Bowl	Brass Part #
1-1/2"	NPSH	1-15/16"	RD15193
	NST (NH)		RD15193F

Expansion Rings

Feature
- Used with the fire hose couplings listed on page 18

OD	Length	Wall Thickness	85/15 red brass Part #
1"	1-1/4"	.05	ER10125
1-1/2"	3/4"	.05	ER1575
	7/8"		ER1587
	1"		ER1510
	1-1/4"		ER15125
1-3/4"	1-1/4"	.05	ER17125
2-1/2"	1-1/4"	.062	ER27125
	1-1/2"		ER27150
3"	2"	.07	ER3020

Swivel Washers

Feature
- Used on the swivel end of the fire hose couplings listed on page 18



ID	OD	Thickness	Nitrile Rubber Part #
1-1/16"	1-7/16"	1/8"	SW100F
1-9/16"	2-1/16"		SW150
2-1/16"	2-1/2"		SW200
2-9/16"	3-3/16"	3/16"	SW250
3-1/16"	3-3/4"	1/4	SW300F
4-1/16"	5-1/8"		SW400F
4-9/16"	5-7/8"		SW450F
5-1/16"	6-3/8"		SW500F
6-1/16"	7-1/8"		SW600F

Tail Washers

Feature
- Used on the tail end of the fire hose couplings listed on page 18

ID	OD	Thickness	Nitrile Rubber Part #
1-1/32"	1-5/16"	3/16"	STW100
1-9/16"	1-3/4"		RTW150
1-9/16"	1-15/16"		STW150
1-5/8"	2-1/8"		DTW150
2-9/16"	3"	1/4"	STW250
2-5/8"	3-1/4"		DTW250
3-1/8"	3-25/32"		DTW300

B

Expansion Ring and Gasket Guide

Coupling Part #	Swivel Washer Part #	Tail Washer Part #	Expansion Ring Part #
D15193 & D15193F	SW150	DTW150	ER15125
D15206F	SW150	G12014	ER15125
D16187 & D16187F	SW150	DTW150	ER15125
D16193 & D16193F	SW150	DTW150	ER15125
D16206 & D16206F	SW150	G12014	ER15125
D253 & D253F	SW250	DTW250	ER27150
D26287F	SW250	DTW250	ER27150
D263 & D263F	SW250	DTW250	ER27150
MD16181T	n/a	STW150	ER15125
MD20231T	n/a	Special[1]	Special[1]
MD26287T	n/a	DTW250	ER27150
MS16168T	n/a	STW150	ER15125
MS16175T	n/a	STW150	ER15125
MS20225T	n/a	Special[1]	Special[1]
MS26268T	n/a	STW250	ER27150
RD15193 & RD15193F	SW150	DTW150	ER15125
RD15206 & RD15206F	SW150	G12014	ER15125
RD253 & RD253F	SW250	DTW250	ER27150
RH15168 & RH15168F	SW150	RTW150	ER1575
RH16168F & RH16168F	SW150	RTW150	ER1575
RS15175 & RS15175F	SW150	STW150	ER15125
RS15181 & RS15181F	SW150	STW150	ER1510
RS25281 & RS25281F	SW250	STW250	ER27125
RS25287	SW250	STW250	ER27150
S15175 & S15175F	SW150	RTW150	ER15125
S15181 & S15181F	SW150	RTW150	ER1510
S16168 & S16168F	SW150	STW150	ER15125
S16175 & S16175F	SW150	STW150	ER15125
S16181 & S16181F	SW150	STW150	ER15125
S25281 & S25281F	SW250	STW250	ER27125
S25287 & S25287F	SW250	STW250	ER27150
S26268 & S26268F	SW250	STW250	ER27150
S26275 & S26275F	SW250	STW250	ER27150
S26281 & S26281F	SW250	STW250	ER27150

[1] Consult customer service for price and delivery at 877.12.6179

Hose Type Booster Hose Couplings

Features
- Special tooling is required to attach these couplings to hose
- Hardcoat finish
- Complete set

Specifications
- Working pressure: **800 PSI** at ambient temperature **70°F (21°C)**
- 3/4 and 1" NST threads are the same size; also known as chemical hose thread (CHT) or booster hose thread

Hose Size	Thread Type	Bowl Size	Aluminum Hardcoat Part #
3/4"	1" NPSH	1-1/4"	ABH08125
1"	1" NST (NH)	1-7/16"	ABH10143F
		1-1/2"	ABH10150F

Forged Forestry Couplings

Feature
- Common quarter turn sexless head (a 1-1/2" QT fitting will mate with a 3/4" QT or 1" QT)

Specification
- Maximum operating pressure: **300 PSI** at ambient temperature **70°F (21°C)**

1/4 Turn Male

Thread	Forged Aluminum Part #
3/4" GHT	QTM75GHT-F
1" NPSH	QTM100S-F
1" NPT	QTM100T-F
11/2" NST (NH)	QTM150F-F
1-1/2" NPT	QTM150T-F

1/4 Turn Female

Thread	Forged Aluminum Part #
3/4" GHT	QTF75GHT-F
1" NPSH	QTF100S-F
1" NPT	QTF100T-F
1-1/2" NST (NH)	QTF150F-F
1-1/2" NPT	QTF150T-F

Forestry Coupling Gasket

Neoprene Part #
QTG-F

Quick Connect Forestry Expansion Ring Couplings

Feature
- Sold in sets of (2) with expansion ring

Hose Size	Bowl Size	Forged Aluminum Part #
1-1/2"	1-11/16"	QTX150-F

C

Style V Swing Type Hose Storage Reels

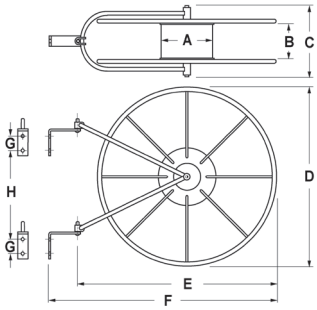

Features

- Drum storage of collapsible hose prevents damaging kinks, allowing longer hose life
- Pivot mounting permits reel to swing to the proper angle preventing twists and kinks
- Open sides allow faster hose drying, to prevent mold and mildew
- Red polyester powder coat finish
- Wall mounting is standard; (2) wall mounting brackets included
- Style V5 (when used with 1-1/2" hose only), has a space between the reel sides to accommodate two widths of hose side by side, for maximum capacity in minimum space
- Replacement brackets - 1212-0930-4, (2) per set

Size	Hose Capacity			A	B	C	D	E	F	G	H	Steel Part #
	Rack	Single	Double									
1-1/2" - 1-3/4"	100'	75'	50'	8"	3"	7-1/2"	21"	23"	27"	2"	11-3/8"	FHR-V1
	150'	100'	75'	8"	3"	7-1/2"	26"	29"	33"	2"	15"	FHR-V2
1-1/2"	300'	200'	150'	8"	5-1/2"	9-1/2"	26"	30"	34"	2"	13"	FHR-V5
2" - 2-1/2"	150'	100'	75'	8"	5-1/2"	9-1/2"	26"	30"	34"	2"	13"	FHR-V5

Covers for Style V Swing Type Hose Storage Reels

Features

- Velcro™ closures
- Printed on both sides

Cover for	Dimensions	Vinyl Coated Nylon Part #
FHR-V2	26"	FHR-C
FHR-V1	21"	FHR-C1
FHR-V5	26"	HSRC26

Swing Type Hose Storage Reels

Features
- One piece wall bracket (14 gauge), for easier mounting
- 180° swing will also take pipe clamps to 3"
- Compact size - smaller reel hub to allow more hose storage
- Baked red enamel finish
- Welded construction - rim (18 gauge) hub cap, welded spokes form solid wheels, separated by a molded poly hub and bolted together to form a sturdy unit
- Hose is double rolled from the center of length coupled to valve and nozzle
- Hose is ready for action when completely removed and valve is open

Material
- 14 gauge steel support arms

Hose Size	Hose Capacity		Steel Part #
	Lightweight	Rubber Lined	
1-1/2"	150'	50' - 75'	HSR18
	250'	100'	HSR24
2-1/2"	100'	100'	HSR25-24

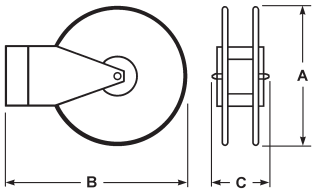

Dimensions

Cover for	A	B	C
HSR18	18"	23-1/2"	6-1/4"
HSR24	24"	29"	6-1/4"
HSR25-24	24"	29"	8-1/4"

Covers for Swing Type Hose Reels

Application
- To be used with hose storage reels, bright red fabric reinforced PVC with Velcro™ closures for quick release

Feature
- "Fire Hose / Keep Clear" printed on one side

Cover for	Dimensions	Vinyl Part #
HSR18	16" - 18"	HSRC18
HSR24	24"	HSRC24
HSR25-24	24" - 25"	HSRC25-24

Heavy Duty, High Capacity Swing Type Hose Storage Reel

Features
- Welded steel wall bracket swings 180°
- Wall bracket adapts to pipes (1-1/2" - 3") with an optional pipe bracket kit
- Red baked enamel finish
- Supplied with hook-and-loop back strap to keep hose securely wound

Size	Hose Capacity		16-gauge steel Part #
	Single Jacket	Double Jacket	
1-1/2"	200'	150'	DXHDR25HC
2-1/2"	100'	75'	

Cover for Heavy Duty Swing Type Hose Storage Reel

Application
- To be used with hose storage reels

Feature
- "Fire Hose / Keep Clear" printed on one side

Cover for	Dimensions	Vinyl Part #
DXHDR25HC	l: 26", h: 25", w: 8"	DXHDRC25HC

Pipe Brackets for Heavy Duty Swing Type Hose Storage Reel

Description	Vinyl Part #
pipe bracket set	DXHDR25PB

C

Global Continuous Flow Reels

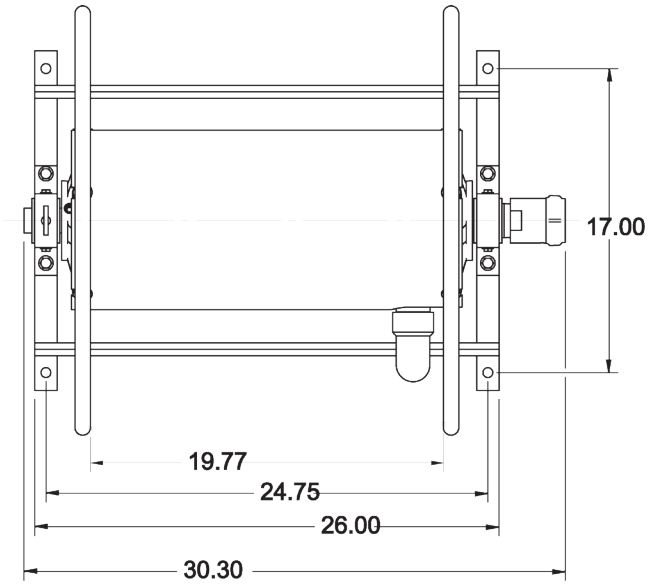

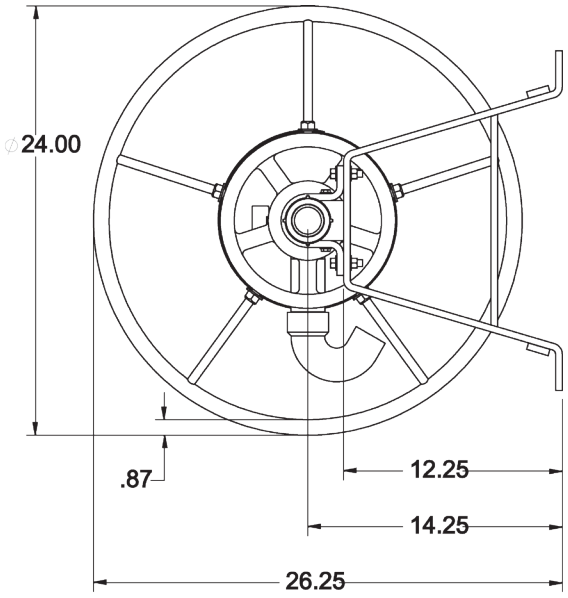

Features
- Greaseless swivel and reel bearings improve performance
- Optional adapters (order separately):
  FM15S15F = 1-1/2" FNPSH x 1-1/2" MNST brass
  FM1515F = 1-1/2" FNPT x 1-1/2" MNST brass
- Replacement inlet swivel joints at bottom of page

Hose Size and Capacity		Inlet Size	Outlet Size	Steel Part #
3/4"	250'	1-1/2" NPT	1-1/2" NPT	FD47IR-150-100
1"	150'			
1-1/2"	100'			

Cover for Global Continuous Flow Hose Reel

Cover for	Dimensions	Vinyl Part #
FD47IR-150-100	22" x 24" x 24"	FD47-C2

Replacement Inlet Swivel Joint for FD47I-150-100

Features
- Ball-bearing swivel
- Requires no lubrication

Specification
- **200 PSI**

Size	Cast Brass Part #
1-1/2"	CSSF150T

Continuous Flow Reels

Features

- Allows immediate and continuous flow of water at all times during deployment of hose
- One-person operation
- Use with non-collapsible hose shown on page 10
- Powder coated with an electrostatically-applied, thermally-fused, red polyester finish steel drum
- Rims and universal mounting stand

Specification

- Female NPT inlet with male NST (NH) hose thread outlet

A flexible connector assembly must be installed directly between the hose reel inlet hub and the water supply. Failure to use the flexible connector assembly will void the warranty.

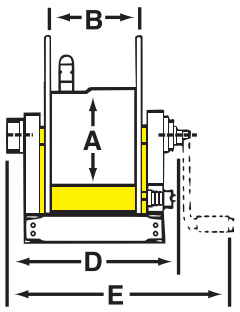

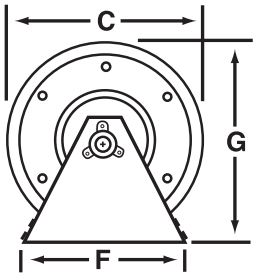

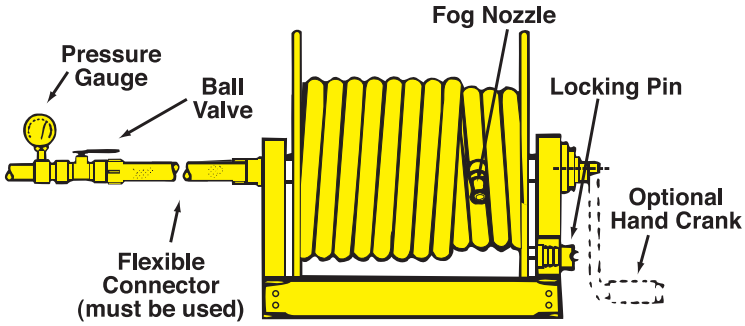

Hose Size and Capacity			A	B	C	D	E	F	G	Inlet Size	Outlet Size	Steel Part #
3/4"	1"	1-1/2"										
150'	125'	---	10-1/2"	11-1/2"	24"	19-1/4"	24"	21-3/4"	26"	1"	1"	CFR47-1-100
250'	150'	100'	10-1/2"	20-1/2"	24"	28-1/4"	33"	21-3/4"	26"	1-1/2"	1-1/2"	CFR47-150-100
400'	300'	150'	10-1/2"	28"	24"	35-3/4"	40-1/2"	21-3/4"	26"	1-1/2"	1-1/2"	CFR47-1-200
---	---	200'	10-1/2"	34"	24"	41-3/4"	46-1/2"	21-3/4"	26"	1-1/2"	1-1/2"	CFR47-150-200

Optional Accessories

Description	Part #
1" x 18" flexible connector (male NPT x male NPT)	DX2836
1-1/2" x 18" flexible connector (male NPT x male NPT)	DX2839
hand crank	CFR-HC
repair kit: contains O-ring, PTFE retaining ring for the inlet casting, spacer washer, and (2) steel retaining rings for the manifold	CFR-RK

Covers for Continuous Flow Hose Reels

Cover for	Dimensions H x W x D	Vinyl Part #
CFR47-1-100	26" x 20" x 26"	CFR47-C1
CFR47-1-200	26" x 36" x 26"	CFR47-C2
CFR47-150-100	26" x 29" x 26"	CFR47-C3
CFR47-150-200	26" x 42" x 26"	CFR47-C4

C

Carbon Steel Hose Reels



HD150-100PCR

Sizes
- 24" stand
- Inlet: brass 1-1/2" MNPT 90° swivel
- Outlet: brass 1-1/2" MNST gooseneck
- 1-1/2" non-collapsible UVX hose (up to 150')

Features
- Friction brake
- Left hand inlet
- Right hand inlet
- Red hose reel cover (hose not included)
- Natural, galvanized finish or red powder coated
- Made in USA
- Custom colors available; contact Dixon®

Materials
- Reel and frame: heavy-duty welded carbon steel
- Reel and frame: hot dipped galvanized
- Waterway: brass and stainless steel
- Hardware: 316L stainless steel
- Bearings: greaseless polyethylene
- Hose roller assembly (aluminum or stainless steel brackets)
- Manual rewind hand crank (stainless steel with polyethylene handle)

Specifications
- Maximum working water pressure: **200 PSI**
- Inlet: brass 1-1/2" FNPT straight swivel inlet



HD150-100G

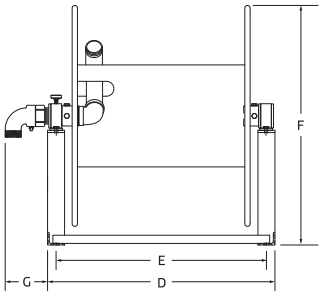

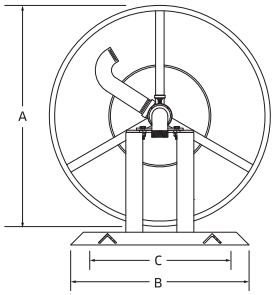



HD150-100PCRACC

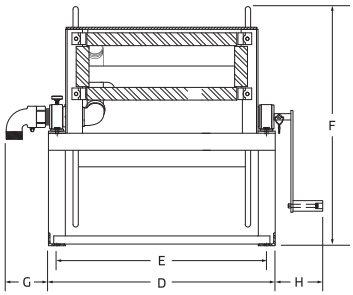

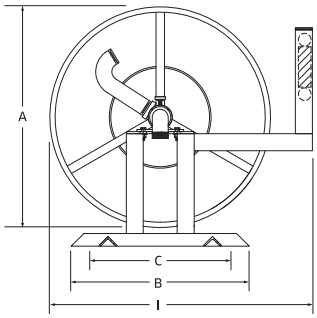

Hose Capacity		Dimensions								
		A	B	C	D	E	F	G	H	I
3/4"	0-250'	26"	21"	17"	26"	24-3/4"	29-3/16"	5"	5-9/16"	31"
1"	0-200'									
1-1/2"	0-150'									

Description	Part #
standard features, galvanized finish	HDR150-100G
hose roller assembly (aluminum), hand crank, galvanized finish	HDR150-100GACC
standard features, galvanized and powder coated (red) finish	HDR150-100PCR
hose roller assembly (aluminum), hand crank, galvanized and powder coated (red) finish	HDR150-100PCRAC

Hump Racks

Features
- Compact, neat, and economical method of storing collapsible hose
- Pivot mounting permits rack to swing, preventing kinks and twists
- Rugged steel construction provides long, dependable service
- Red enamel finish for protection
- Open sides allow faster drying to prevent mold and mildew
- Wall mounting brackets are standard

Hose Size	Hose Capacity			Steel Part #
	Synthetic	Single Jacket	Double Jacket	
1-1/2" - 1-3/4"	100'	50'	---	FHHR-1
	150'	100'	50'	FHHR-3
2" - 2-1/2"	100'	50'	---	FHHR-2
	150'	100'	50'	FHHR-4
1-1/2" - 1-3/4"	200'	150'	100'	FHHR-5

Covers for Hump Racks

Cover for	Dimensions	Vinyl Part #
FHHR-1 or FHHR-2	16" x 25-1/2" x 6"	FHHR-C
FHHR-3 or FHHR-4	24" x 29-1/2" x 6"	FHHR-C4
FHHR-5	33-1/2" x 35-1/2" x 6"	FHHR-C5

Hose Racks

Features
- Can be used for fire or water hose
- Provides compact and economical hose storage
- Curved saddle design avoids sharp bends in the hose prolonging hose life
- Red enamel finish

Material
- Constructed from 12 gauge sheet steel

Hose Size	Hose Capacity			Steel Part #
	Rack	Single Jacket	Double Jacket	
1-1/2" - 1-3/4"	50'	---	---	HR1610-3
	100'	---	---	HR1610-6
1-1/2" - 2-1/2"	200'	150'	100'	HR1610
2" - 2-1/2"	50'	---	---	HR1610-4

C

Pin Rack Hose Assembly

Specifications
- Components include: rack nipple, UL **300 PSI** angle valve, semi-automatic fire hose pin rack, brass rack nozzle, and a length of 1-1/2" pin rack hose

Approvals
- UL listed and Factory Mutual approved
- Per NFPA 1962, Chap. 4, in-service hose shall be un-racked and physically inspected at least annually

NST (NH) Thread	Hose	Part #
1-1/2"	50'	FHPR150-50CBF
	75'	FHPR150-75CBF
	100'	FHPR150-100CBF

Semi Automatic Fire Hose Pin Racks

Features
- Red enameled steel
- Holds up to 100' of either 1-1/2" or 2-1/2" rack hose

Approval
- 1-1/2" is UL listed and Factory Mutual approved

Hose Size	For use with		Steel Part #
	Valve	Nipple	
1-1/2"	AVF150	PRN150F	FHPR150
2-1/2"	AVF250	PRN250F	FHPR2515

Covers for Pin Racks

Application
- Used on FHPR150, FHPR150-50CBF, FHPR150-75CBF, FHPR150-100CBF

Feature
- 10 oz. red vinyl with Velcro™ closures

Size	Vinyl Part #
25" x 30" x 6"	PRC

Pin Rack Nipples

Material
- Finish: -C polished chrome plated

Male NPT	Male NST (NH)	Brass Part #
1-1/2"	1-1/2"	PRN150F
2-1/2"	2-1/2"	PRN250F

Pin Rack Wall Bracket

Application
- Used to support hose rack independent of a stand pipe valve

Aluminum Part #
PRWB

Steel Hose Cabinet

Features
- Designed for wall installation, with or without legs, or free standing
- Supplied with holes in the back for wall mounting and 1" pipe couplings on the bottom for adding legs
- Hose, accessories, and mounting hardware not included
- Furnished without legs; if legs are required, contact Dixon®

Material
- Red polyester coated finish on 18-gauge steel

Approval
- Factory Mutual approved

Steel Part #
HC30143

Dimensions

Width	Depth	Height
60"	15"	48"

Basic Approved Equipment for Hose Cabinet

Examples			Quantity Required		
Part #	Description	Page #	Factory Mutual	UL & FIA	ISO
A525-50RAF[1]	2-1/2" x 50' single jacket hose	4	4	5	5
A515-50RAF[1]	1-1/2" x 50' single jacket hose	4	2	0	0
UPP250F[1]	Underwriters play pipe	35	0	2	2
BFN250NST[1]	2-1/2" adjustable fog nozzle	32	2	0	0
BFN150NST[1]	1-1/2" adjustable fog nozzle	32	1	0	0
HA2515F[1]	2-1/2" x 1-1/2" pin lug adapter	52	1	0	0
233	universal spanner	80	4	5	5
189	adjustable hydrant wrench	81	2	2	2
PHFA6	6 lb. fire axe	103	0	1	1
FCB48	crowbar	---	0	1	1
SW150[1]	1-1/2" hose coupling gasket	19, 20, 29, 34, 66, 127, 133	4	5	5
SW250[1]	2-1/2" hose coupling gasket	19, 20, 29, 34, 66, 73, 127, 133	2	0	0

[1] Threads must be appropriate to the authority having jurisdiction

Fire Jacket for Hose

Application
- Used to protect hose and hose assemblies, tubing, piping, wiring and cables from high temperatures, direct flame, or molten splash

Features
- Helps maintain line temperature and reduce environmental overheating and overcooling
- Sleeving slides easily over hose and expands to go over fittings
- Resistant to hydraulic fluids and lubricating oil
- Iron oxide red color
- Supplied in 50' lengths
- Made in USA

Material
- Compounded silicone rubber coating over fiberglass

Specifications
- Temperature range: **-65°F** to **500°F (-54°C** to **260°C)**

Approvals
- Completely non-asbestos, REACH - ROHS compliant
- Meets flammability requirements of UL 94 HB & UL 94 V-0

Nominal ID	Part #
1/4"	0610-4
3/8"	1010-6
1/2"	1310-8
5/8"	1610-10
3/4"	1910-12
7/8"	2210-14
1"	2510-16
1-1/4"	3210-20
1-1/2"	3810-24
1-3/4"	4510-28
2"	5110-32
2-1/2"	6410-40
3"	7610-48
4"	10210-64

Fire Jacket Tape

Application
- Used to seal the ends of fire jackets to prevent fraying and fluid wicking

Features
- Completely non-asbestos
- Iron oxide red color
- Made in USA

Specification
- Temperature range: **-45°F** to **380°F (-45°C** to **200°C)**

Size	Length	Silicone Rubber Part #
1"	12 yards	FTH100

Non-Adhesive Fire Tape

Features
- Fluid resistant to hydraulic fluids and lubricating oils
- Should be installed in a spiral wrap utlizing 30% to 50% overlap
- Iron oxide red color
- Made in the USA

Specification
- Temperature range: **-65°F** to **500°F (-54°C** to **260°C)**

Width	Length	Fiberglass Coated Silicone Rubber Part #
3"	50'	4055-3

Bumpered Fog Nozzles

Features
- Straight stream, capable of greater than 100° spray angle
- Twist shut-off and flow-type change

Specification
- Maximum working pressure: **100 PSI**; maximum rated pressure: **175 PSI**

Approvals
- FM Approved for class A and B fires
- UL certified for class A and B fires

BBN75

Size	Thread	Rated Flow at Rated Pressure (GPM)	Rated Flow at Wide Open: GPM @ 100 PSI	Approvals			Brass Part #
				FM	UL	ULC	
3/4"	GHT	54	54	✓	✓	✓	BBN75GHT
	NPSH			✓	✓	✓	BBN75
1"	NPSH	60	60	✓	✓	✓	BBN100
	NST			✓	✓	✓	BBN100NST

Global Approved Fog Nozzles

Applications
- Industrial
- Rack and reel assemblies

Feature
- Straight stream, fog, shut-off

Specification
- Maximum working pressure: **150 PSI** (water only)

Approvals
- FM Approved
- UL certified, ULC Listed

Size	Thread	Brass Part #
1-1/2"	NPSH	GBN150
	NST	GBN150NST
2-1/2"	NST	GBN250NST

Electrical Fire All-Fog Nozzles

Features
- Delivers 30° - 60° - 90° fog pattern, shutoff to 30° fog, adjustable to 90° fog
- Supplied with bumper
- Use of this nozzle is not likely to prove hazardous when nozzle is held in excess of 10 feet from electrical apparatus and circuits not involving more than 250,000 volts

Specification
- Maximum operating pressure: **100 PSI** (water only) at **70°F (21°C)**

Approvals
- UL listed approved for class C fires
- Products are to be reapproved; data subject to change in coming month

Size	Thread	Wide Open GPM @ 100 PSI	Brass Part #
1-1/2"	NST (NH)	96	BFNE150NST
	NPSH		BFNE150

NOTE: Replacement washers can be found on page 19; flow rate chart on following page 33

Industrial Fog Nozzles

Features
- Delivers 30° - 60° - 90° fog pattern - shut-off - straight stream - fog
- Supplied with bumper

Specification
- Maximum operating pressure: **175 PSI** (water only) at **70°F (21°C)**

Approval
- UL listed and Factory Mutual approved for class A and B fires (except noted[1, 2])

Size	Thread	90° Spray GPM @ 100 PSI	Brass Part #
3/4"	GHT	---	BFN75GHT[1]
	NPSH	---	BFN75
1"		**32**	BFN100
1-1/2"		**85**	BFN150
2"		**108**	BFN200[1, 2]
2-1/2"		**205**	BFN250
1"	NST (NH)	**32**	BFN100NST
1-1/2"		**85**	BFN150NST
2-1/2"		**205**	BFN250NST[2]

[1] Not UL Listed
[2] Not Factory Mutual approved
NOTE: Replacement washers can be found on page 19

Heavy Duty Industrial Fog Nozzles

Features
- Delivers 30° - 60° - 90° fog pattern - shut-off - straight stream - fog
- Supplied with bumper

Specification
- Maximum operating pressure: **175 PSI** (water only) at **70°F (21°C)**

Approvals
- Factory Mutual approved
- Products are to be reapproved; data subject to change in coming months

Size	Thread	90° Spray GPM @ 100 PSI	Brass Part #
1"	NPSH	---	HFN100
1-1/2"		**88 (+/-12)**	HFN150
1"	NST (NH)	---	HFN100NST
1-1/2"		**88 (+/-12)**	HFN150NST
	NYFD	---	HFN150NYFD

NOTE: Replacement washers can be found on page 19; flow rate chart on following page 33

High Pressure Industrial Fog Nozzles

Features
- Combination straight stream and fog - shut-off - straight stream - fog
- Large one-piece rubber bumper with molded teeth
- Knurled base

Specifications
- Working pressure: **25** to **300 PSI** (water only) at **70°F (21°C)**

Approval
- Factory Mutual approved

Size	Thread	90° Spray GPM @ 100 PSI	Brass Part #
1-1/2"	NPSH	**117**	HPFN150
	NST (NH)		HPFN150NST

NOTE: Replacement washers can be found on page 19; flow rate chart on following page 33

Fog Nozzles

Features
- Shutoff - straight stream - fog
- Brass stem

Specification
- Maximum operating pressure: **100 PSI** (water only) at **70°F (21°C)**

Size	Thread	90° Spray GPM @ 100 PSI	Polycarbonate[1] Part #	Polycarbonate[2] Part #
3/4"	GHT	**8.0**	FNB75GHT[3, 4]	---
	NPS	**30.9**	FNB75S[4]	---
1"	NPS	**11.4**	FNB100S[4]	FN100S
		30.9	HGB100S	---
1-1/2"	NPS	**83.6**	FNB150S	FN150S
1"	NST (NH)	**11.4**	FNB100NST	FN100NST
		30.9	HGB100NST	---
1-1/2"	NST (NH)	**83.6**	FNB150NST	FN150NST

[1] With bumper
[2] Without bumper
[3] Standard flow
[4] 120° spray **GPM @100 PSI**

NOTE: Replacement washers can be found on page 19

with bumper

without bumper

Fog Nozzle Flow Rate Chart

Part #	Inlet Pressure		Straight Stream		30°		60°		90°	
	PSI	kPa	GPM	LPM	GPM	LPM	GPM	LPM	GPM	LPM
BFN100	**50**	**(345)**	**18**	(68)	**21**	(79)	**24**	(91)	**27**	(102)
	75	**(517)**	**22**	(83)	**25**	(95)	**28**	(106)	**32**	(121)
	100	**(690)**	**24**	(91)	**28**	(106)	**32**	(121)	**36**	(136)
BFN250	**50**	**(345)**	**90**	(341)	**120**	(454)	**130**	(492)	**145**	(549)
	75	**(517)**	**100**	(379)	**140**	(530)	**150**	(568)	**180**	(681)
	100	**(690)**	**110**	(416)	**165**	(625)	**180**	(681)	**205**	(776)
HFN100	**100**	**(690)**	**25**	(95)	**---**	---	**---**	---	**---**	---
HFN150	**100**	**(690)**	**---**	---	**---**	---	**---**	---	**86**	(326)
HPFN150	**275**	**(1040)**	**---**	---	**---**	---	**---**	---	**130**	(492)

Domestic Rack Nozzles

Features
- Delivers 30° - 60° - 90° fog pattern - shut-off - straight stream - fog
- Supplied without bumper

Approvals
- UL listed and Factory Mutual approved for class A and B fires
- Products are to be reapproved; data subject to change in coming months

Specification
- Maximum operating pressure: **100 PSI** (water only) at **70°F (21°C)**

Size	Thread	Wide Open GPM @ 100 PSI	Brass Part #
1-1/2"	NST (NH)	**100**	BRN150NST
	NPSH		BRN150

NOTE: Replacement washers can be found on page 19

Global Rack Nozzles

Features
- Delivers 30° - 60° - 90° fog pattern - shut-off - straight stream - fog
- Supplied without bumper

Approvals
- UL listed and Factory Mutual approved for class A and B fires
- New UL and FM approvals are pending due to change in standard UL 401
- Products are to be reapproved; data subject to change in coming months

Specification
- Maximum operating pressure: **100 PSI** (water only) at **70°F (21°C)**

Size	Thread	Wide Open GPM @ 100 PSI	Brass Part #
1-1/2"	NST (NH)	**100**	BRN150NST-I
	NPSH		BRN150S-I

NOTE: Replacement washers can be found on page 19

Ball Shut-Offs

Feature
- Full-time swivel base ensures durable rubber-like handle can be positioned for easy operation

Specification
- Maximum operating pressure: **100 PSI** (water only) at **70°F (21°C)**

Thread	Length	Waterway	Cast Brass Part #
1-1/2" NST (NH)	4-3/4"	1-3/8"	BSO150NST
1-1/2" NPSH			BSO150S

Replacement Part

Description	Composite Part #
replacement handle	BSO150-H

Nozzle Tips

Feature
- Straight stream only

Specifications
- Maximum operating pressure: **100 PSI** (water only) at **70°F (21°C)**
- **74 GPM** @ **100 PSI**

Thread	Length	Orifice	Satin Finish Brass Part #
1" NST (NH)	4-3/4"	1/2"	BNT100F
1" NPSH			BNT100S
1-1/2" NST (NH)			BNT150F
1-1/2" NPSH			BNT150S

Plain Hose Nozzles

Specification
- Maximum operating pressure: **100 PSI** (water only) at **70°F (21°C)**

Size	Thread	Overall Length	Orifice	Replacement Gasket	Satin Finish Brass	
					Previous Part #	Part #
3/4"	GHT	6"	1/4"	KRW5	500SN6	BN6
	NPSH	6"	1/4"	KRW5	---	BN7
1"	NPSH	8"	5/16"	KRW10	---	BN10
1-1/4"	NPSH	10"	3/8"	KRW15	---	BN12
1-1/2"	NPSH	10"	1/2"	KRW20	---	BN15
2"	NPSH	12"	9/16"	SW200	---	BN20
2-1/2"	NPSH	12"	1"	KRW35	---	BN25
1"	NST (NH)	8"	5/16"	SW100F	---	BN10F
1-1/2"	NST (NH)	10"	1/2"	SW150	---	BN15F
2-1/2"	NST (NH)	12"	1"	SW250	---	BN25F
1-1/2"	NYFD	10"	1/2"	SW150	---	BN15NYFD
2-1/2"	NYFD	12"	1"	SW250	---	BN25NYFD

Imported Twist Nozzles



Specification
- Maximum operating pressure **150 PSI** (water only)

Thread Size	Length	Extruded Brass	
		Previous Part #	Part #
3/4" GHT	4"	---	BTN75
			500AN4
	6-3/4"	500-AN7	500AN7

Red Plain Hose Nozzles

Specification
- Maximum operating pressure: **100 PSI** (water only) at **70°F (21°C)**

Size	Thread	Length	Orifice	Polycarbonate Part #
1-1/2"	NPSH	10"	1/2"	PN15
	NST (NH)			PN15F

UL Play Pipes with Tip

Application
- Often required in hydrant houses by insurance underwriters

Features
- Swivel handle, red marlin trim
- Comes standard with 1-1/8" orifice tip

Specification
- Maximum operating pressure: **100 PSI** (water only) at **70°F (21°C)**

Approvals
- UL listed and Factory Mutual approved
- ULT male thread specification: 2-3/16" ODM x 12 TPI

Size	Female Thread	Male Thread	Overall Length	Brass Part #
2-1/2"	NST (NH)	ULT	30"	UPP250F
playpipe only				UPP250F-SPEC

Tips

Specification
- Maximum operating pressure: **100 PSI** (water only) at **70°F (21°C)**

Approval
- ULT male thread specification: 2-3/16" ODM x 12 TPI

Orifice	Cast Satin Finish Brass Part #
1-1/8"	UPPT
1-1/4"	UPPT125
1-1/2"	UPPT150
1-3/4"	UPPT175

Street Cleaning Nozzles

Feature
- Welded fabrication

Size	Connection	Aluminum Part #
2"	female cam	200DBAL
3"	female cam	300DBAL

U.S. Coast Guard Approved AFFF / Water Fog Nozzles

CGSN150F

CGSN151F

Application
- Designed for maximum efficiency with AFFF (Aqueous Film Forming Foams) or water on shipboard, offshore rigs, and industrial applications

Features
- Corrosion resistant brass construction
- Rubber-like bumper and handle for added protection
- Zytel (nylon) horseshoe handle
- Double row of molded teeth for excellent fog pattern
- Flush without shutting down
- Constant gallonage in all fog and straight stream patterns
- Combination fog and straight stream

Specification
- Maximum operating pressure: **100 PSI** (water/AFFF only) at **70°F (21°C)**

Thread NST (NH)	Description	Fog Flow GPM @ 100 PSI	Approval #	Brass Part #
1-1/2"	nozzle	**95**	162.027/13/0	CGSN150F
	nozzle w/pistol grip		162.027/14/0	CGSN151F

NOTE: Gaskets are special order. Please call 877.712.6179 for assistance.

Thread NPSH	Description	Fog Flow GPM @100 PSI	Brass Part #
1-1/2"	nozzle	**95**	CGSN150S
	nozzle w/pistol grip		CGSN151S

U.S. Coast Guard Approved Fog Nozzles



Application
- Designed to U.S. Coast Guard specifications for fighting fires with drafted water; required equipment for all commercial vessels under U.S. registry

Features
- Corrosion-resistant brass construction
- Combination fog and straight stream for shipboard fire fighting
- Applicator tips are available; consult Dixon® for pricing and availability

Specification
- Maximum operating pressure: **100 PSI** (water/AFFF only) at **70°F (21°C)**

Thread	Fog Flow GPM @100 PSI	Cast Brass Part #
1-1/2" NST	**55**	CGN150NST
2-1/2" NST	**108**	CGN250NST

NOTE: Gaskets and tips are special order. Please call 877.712.6179 for assistance.

Omega™ Monitor

FM

Features
- Cast-in turning vanes for a more efficient flow
- 360° horizontal and 150° vertical travel
- 4 bolt hole pattern on flange

Specification
- Friction loss: **10 PSI** at **800 GPM** (.7 bar at 3030 LPM)

Approval
- Factory Mutual approved

Size	Inlet	Outlet	Waterway	Flow GPM	Brass Part #
17" x 11-1/2"	3" flange	2-1/2" MNST	3"	**1250**	AK3526-300FL

NOTE: For flange dimensions, diagrams and additional information please reference dixonvalve.com.

Monitor Nozzle

Features
- Fixed teeth
- Combination straight stream and fog - no shutoff
- Fixed gallonage master stream nozzle

Specifications
- Factory set at **500 GPM** (1900 LPM); field changeable to **300** or **700 GPM** (1140 or 2660 LPM)
- Maximum operating pressure: **100 PSI** (water only)

Size	Thread	90° Spray GPM @ 100 PSI	Brass Part #
2-1/2"	NST (NH)	**500**	AK4450NST

NOTE: Gaskets are special order, please call 877.712.6179 for assistance.

E

FirePro™ Monitor

FM

Features
- 360° horizontal and 140° vertical travel
- Red epoxy finish standard
- 150# ASA raised face 4" flange

Specification
- Seamless 2-1/2" monitor - rated at **750 GPM**

Approval
- Factory Mutual approved

Materials
- Carbon steel construction, stainless steel discharge tip and ball bearings

Size	Inlet	Outlet	Waterway	Flow GPM	Carbon Steel Part #
22" x 13"	4" flange	2-1/2" MNST	2-1/2"	**750**	FP475S

NOTE: Gaskets are special order, please call 877.712.6179 for assistance.
NOTE: For flange dimensions, diagrams and additional information please reference dixonvalve.com.

Master Stream Nozzles

Features
- Featuring a straight stream to fog 'quick throw' pattern change
- Constant gallonage

Specification
- Factory set at **500 GPM**

Size	Thread	Material	Part #
2-1/2"	NST (NH)	brass	FP500B[1]
		aluminum	FP500A[2]

[1] Factory Mutual approved FM
[2] Not Factory Mutual approved

NOTE: Gaskets are special order, please call 877.712.6179 for assistance.

Factory Mutual Approved Fog Nozzles

with bumper

without bumper

Features
- Shutoff - straight stream - fog
- Wings on sleeve for ease of adjustment

Material
- Brass stem with locking nut

Specification
- Maximum operating pressure: **100 PSI** (water only) at **70°F (21°C)**

Approval
- Factory Mutual approved

Size	Thread	90° Spray GPM @ 100 PSI	FM Approved Polycarbonate[1] Part #	Polycarbonate[2, 4] Global Part #
3/4"	GHT	**30.9**	SL075GHT[3]	---
	NPSH	**30.9**	SL075[3]	---
1"	NPSH	**30.9**	SL100[3]	PFNB100S
1-1/2"	NPSH	**75.0**	SL150	PFNB150S
1"	NST (NH)	**30.9**	SL100NST	---
1-1/2"	NST (NH)	**75.0**	SL150NST	PFNB150NST

[1] With bumper
[2] Without bumper
[3] 120° spray on 3/4" and 1"
[3] Not Factory Mutual approve

Polycarbonate Electrical Fire All-Fog Nozzles

Feature
- Opens and closes in a 30° fog pattern up to 120°- no straight stream

Material
- Brass stem

Specification
- Maximum operating pressure: **100 PSI** (water only) at **70˚F (21˚C)**

Size	Thread	75° Spray GPM @ 100 PSI	Polycarbonate Part #
1-1/2"	NPS	**92**	FNBE150S
	NST (NH)		FNBE150NST

Fog Nozzle Gaskets



Size	Thread	ID	OD	Thickness	Nitrile Rubber Part #
1"	NPSH	0.937"	1.234"	0.125"	FNG100S
		1.000"	1.375"	0.125"	HGG100S
1-1/2"	NPSH	1.500"	1.827"	0.125"	FNG150S
1"	NST (NH)	0.937"	1.281"	0.125"	FNG100NST
		1.000"	1.375"	0.125"	HGG100NST
1-1/2"	NST (NH)	1.510"	1.906"	0.125"	FNG150NST

NOTE: Dimensions are nominal

Constant Flow Fog Nozzles

Features
- Provides consistent volume at any spray angle
- Adjusts from straight stream to fog

Specification
- Maximum operating pressure: **100 PSI** (water only) at **70°F (21°C)**

Material
- Red polycarbonate with bumper and black plastic and steel stem

Approval
- 1" and 1-1/2" are ULC listed

Size	Thread	90° Spray GPM @ 100 PSI	Polycarbonate Part #
3/4"	GHT	**8**	CFB75GHT
1"	NPSH	**22**	CFB100S
1-1/2"	NPSH	**75**	CFB150S[1]
		150	HGCFB150S[2]
2"	NPSH	**75**	CFB2015S[1]
		150	CFB200S[2]
1"	NST (NH)	**22**	CFB100NST
1-1/2"	NST (NH)	**75**	CFB150NST[1]
		150	HGCFB150NST[2]
2-1/2"	NST (NH)	**150**	CFB250NST[3]
		215	HGCFB250NST[2, 4]

[1] Standard flow
[2] High flow
[3] Provided with handles



2-1/2" nozzle with handles



2-1/2" nozzle without handles



1" nozzle

NOTE: Gaskets located below
NOTE: NYF– New York Fire Dept. Thread 1" (2.100 ODM X 8 TPI) — 2-1/2" (3.030 ODM X 8 TPI)
CF – Chicago Fire Dept. Thread 1-1/2" (1.933 ODM X 11.5 TPI) — 2-1/2" (2.990 ODM X 7.5 TPI)
NYC– New York Corporation Thread 1-1/2" (2.093 ODM X 11 TPI) — 2-1/2" (3.000 ODM X 8 TPI)
Also available CSA, BAT, NSS

Blue Refinery Fog Nozzles

Features
- Provides consistent volume at any spray angle
- Adjusts from straight stream to fog
- Resistant to petrochemicals

Specification
- Maximum operating pressure: **100 PSI** (water only) at **70°F (21°C)**

Materials
- Glass-filled
- Blue polycarbonate with bumper and black plastic and steel stem

Size	Thread	90° Spray GPM @ 100 PSI	Polycarbonate Part #
1-1/2"	NPSH	**75**	RNB150S
	NST (NH)	**75**	RNB150NST

Gaskets

Application
- Used on constant flow and refinery fog nozzles

Size	Thread	ID	OD	Thickness	Nitrile Rubber Part #
1"	NPSH	0.900"	1.270"	0.125"	CFG100S
1-1/2"		1.510"	1.878"	0.125"	CFG150S
2"		1.680"	2.340"	0.156"	CFG200S
1"	NST (NH)	0.900"	1.270"	0.125"	CFG100NST
1-1/2"		1.510"	1.906"	0.125"	CFG150NST
2-1/2"		2.250"	3.000"	0.187"	CFG250NST

NOTE: Dimensions are nominal

Tri-Flo Fog Nozzles

Features
- Corrosion resistant plated aluminum
- Combination 170° fog and straight stream
- Venturi flow improves straight stream and gallonage
- No nozzle teeth eliminates fingers and voids in the spray pattern thus producing a dense fog

Size	Thread	GPM @ 100 PSI Straight Stream	6061 T-6 Aluminum Part #
1-1/2"	NST	60-100-140	TFN150NST-140
	NPSH		TFN150-140
	NST	75-150-200	TFN150NST-200
	NPSH		TFN150-200

Econo Fog Nozzles

Application
- For cabinet use; discourages theft

Features
- Rugged, lightweight, corrosion resistant
- Supplied without bumper

Specification
- For use up to **100 PSI** (water only)

Size	Thread	Straight Stream @ 100 PSI	6061-T6 Aluminum Part #
1"	NPSH	56	AFN100
	NST		AFN100NST
1-1/2"	NPSH		AFN150
	NST		AFN150NST

Heavy Duty Constant Flow Fog Nozzles

Size	Thread	Length	GPM @ 100 PSI	Fiberglass Reinforced Composite Part #
1-1/2"	NPSH	5"	95	CFFR150
	NST (NH)			CFFR150NST

Garden Hose Nozzles

GHN75

GHN75-B

Features
- Offers two straight streams and one fog pattern[1]
- Massive bumper specially formulated to resist damage and aging
- Corrosion resistant hard coat

Size	Thread	GPM @ 40 PSI Straight Stream		6061-T6 Aluminum Part #
		1st	2nd	
3/4"	GHT - without bumper	1-2	3-4	GHN75
	GHT - with bumper			GHN75-B

[1] Fog pattern is **4-5 GPM** @ **40 PSI**

Break Apart Attack Nozzles

Application
- Low-cost, versatile, and easy-to-use nozzle for first responders in rural and suburban fire departments

Features
- Minimal training required to connect and operate the nozzle
- Nozzle can be separated from the shut off valve for extended hose lays and other uses

Specification
- Nozzle uses a 1-1/2" coupler, provides **20-90 GPM** fog or straight-stream flows at **100 PSI**

Approval
- Meets or exceeds USDA Forestry Service standards

Size	Thread	Aluminum Part #
1"	NPSH	ABN100S
	NST (NH)	ABN100F
1-1/2"	NPSH	ABN150S
	NST (NH)	ABN150F

Ball Shut-Off Nozzles - Bolted Style

Features
- Rugged and lightweight
- Pistol grip
- Hardcoated female swivel inlet and male outlet

Specification
- Maximum operating pressure: **200 PSI** (water only) at **70°F (21°C)**

Size	Thread	Waterway	Cast Aluminum Part #
1-1/2"	NST (NH)	1-3/8"	ACPSO150F
	NPSH		ACPSO150

Pistol Grip Adapters

Application
- Converts any standard fog nozzle to a well-balanced, easy-to-hold pistol grip fog nozzle, making the job of holding high pressure lines easier

Features
- Full-time ball bearing swivel base
- Corrosion resistant

Approval
- Hardcoated per MIL-A-8625-F TYPE 111 (Polylube 1)

Size	Thread	6061 T-6 Aluminum Part #
1"	NST	PGA100NST
1-1/2"	NST	PGA150NST
	NPSH	PGA150NPSH
2-1/2"	NST	PGA250NST

Single Gallonage Shut-off Nozzles

Size
- 1-1/16" waterway

Features
- Lightweight and easily maneuvered
- Full-time ball bearing swivel base

Materials
- PTFE hard-coated for greater corrosion resistance and durability
- Metal ball with non-stick Delrin® seats

Size	Thread	Constant GPM @ 100 PSI	Aluminum Part #
1"	NST	95	BVSO100NST
	NPSH		BVSO100
1-1/2"	NST		BVSO150NST
	NPSH		BVSO150
	NST	125	BVSO150NST-125
	NPSH		BVSO150-125

Dual Gallonage Shut-off Nozzles

Size
- 1-1/16" waterway

Features
- Lightweight and easily maneuvered
- Full-time ball bearing swivel base

Materials
- PTFE hard-coated for greater corrosion resistance and durability
- Metal ball with non-stick Delrin® seats

Size	Thread	Constant GPM @ 100 PSI	Aluminum Part #
1"	NST	25 - 70	---
	NPSH		BVDSO100
1-1/2"	NST		BVDSO150NST
	NPSH		BVDSO150

Adjustable Tri-Flo Selectable Gallonage Nozzles

Features
- Full-time ball bearing swivel base
- Dense fog delivery with no voids or fingers in pattern

Materials
- Corrosion resistant plated with Neoprene bumper
- Metal ball with non-stick Delrin® seats

Size	Thread	Constant GPM @ 100 PSI	Aluminum Part #
1-1/2"	NST	60 - 100 - 140	BVTSO150NST
	NPSH		BVTSO150
	NST	75 - 150 - 200	BVTSO150NST-200
	NPSH		BVTSO150-200
2-1/2"	NST	100 - 200 - 300	BVTSO250NST

Global Forestry Fog Nozzles

Size	Thread	GPM @ 100 PSI Straight Stream		Anodized Aluminum Part #
		1st	2nd	
1-1/2"	NPSH	23.8	73.9	GFN150
	NST (NH)	37.6	95.0	GFN150NST

Forestry Fog Nozzles

Features
- Maroon hard-coated barrel allows for easy identification
- Corrosion resistant plated
- Dual flow rate nozzles offer two straight stream and two fog patterns
- Combination fog and straight stream

Specification
- Maximum operating pressure: **600 PSI** (water only) at **70°F (21°C)**

Size	Thread	GPM @ 100 PSI Straight Stream		6061-T6 Aluminum Part #
		1st	2nd	
3/4"	GHT	**1-2**	**3-4**[1]	FFN75GHT[1]
1"	NPSH	**12**	**25**	FFN100[2, 4]
1-1/2"	NPSH	**25**	**70**	FFN150
1"	NST (NH)	**12**	**25**	FFN100NST
1-1/2"	NST (NH)	**25**	**70**	FFN150NST[3, 4]

[1] **GPM @ 40 PSI**
[2] FFN100 meets USFS 5100-239A and NSN 4210-01-165-6603
[3] FFN150NST meets USFS 5100-107A and NSN 4210-01-167-1123
[4] both nozzles conform to Forestry Service specification 5100-239C and 5100-107a

FFN75GHT

FFN100

Forestry Grade Ball Shutoff Nozzles

Feature
- Hardcoated threads, acetal ball, and rigid inlet

Approvals
- NFPA1964 compliant
- FSS specification 5100-238

Specification
- Maximum operating pressure: **600 PSI** at ambient temperature **70°F (21°C)**

Size	Thread	Waterway	Anodized Aluminum Part #
1"	NPSH	3/4"	FBSO100S
1-1/2"		1"	FBSO150S
1"	NST (NH)	3/4"	FBSO100F
1-1/2"		1"	FBSO150F

E

Forestry Grade Ball Shutoff Pistol Grips

Features
- Hardcoated threads, acetal ball, and full time live swivel inlet

Approvals
- NFPA1964 compliant
- FSS specification 5100-238

Specification
- Maximum operating pressure: **600 PSI** at ambient temperature **70°F (21°C)**

Size	Thread	Waterway	Anodized Aluminum Part #
1"	NPSH	3/4"	FBSO100S-PG
1-1/2"		1"	FBSO150S-PG
1"	NST (NH)	3/4"	FBSO100F-PG
1-1/2"		1"	FBSO150F-PG

Ball Shutoff Nozzle Tips

Size
- 1/2" orifice standard; other sizes available, contact Dixon®

Feature
- Lightweight

Specification
- Maximum operating pressure: **200 PSI** (water only) at ambient temperature **70°F (21°C)**

Size	Thread	Length	Orifice	Anodized Aluminum Part #
1"	NPSH	4"	1/2"	ANT100
1-1/2"		4-3/4"		ANT150
1"	NST (NH)	4"		ANT100F
1-1/2"		4-3/4"		ANT150F

NOTE: Gaskets are special order, please call 877.712.6179 for assistance.

NPSH

NST

Penetrator Nozzles

Feature
- 1/4" discharge orifice generates a high velocity water jet that is effective against deep seated wildland fires

Specifications
- Maximum operating pressure: **200 PSI** (water only) at ambient temperature **70°F (21°C)**
- Designed with standard 1-1/2" NPSH male hose threads that are converted to female thread for connection to the hose using a double female rigid connector

Size	Thread	Length	Orifice	Polycarbonate Part #
1-1/2"	NPSH	5-1/2"	1/4"	PFN4005S
	NST (NH)			PFN4005F

Twin Tip Straight Stream Forestry Nozzles

Size
- Solid, one-piece reversible twin tip has 1/4" and 3/8" orifices

Material
- Molded, high-strength red polycarbonate

Specification
- Maximum operating pressure: **100 PSI** (water only) at ambient temperature **70°F (21°C)**

Size	Thread	Length with tip	Length without tip	Orifice of base nozzle	Polycarbonate Part #
1-1/2"	NPSH	9"	7-1/2"	1/2"	PTTF150S
	NST (NH)				PTTF150F

Ball Shut-Off with Nozzle

FNPSO150F-30

FNPSO150S-30

Features
- Flexible design allows nozzle tip to be detached so a mating foam inductor can be inserted between the tip and shut-off valve
- Lightweight
- Black pistol grip shutoff with nozzle

Specification
- Maximum operating pressure: **150 PSI** (water or AFFF only) at **70°F (21°C)**

Size	Body Color	Thread	GPM	Polycarbonate Part #
1-1/2"	red	NPSH	**30**	FNPSO150S-30
	orange	NST (NH)		FNPSO150F-30
1-1/2"	red	NPSH	**70**	FNPSO150S-70
	orange	NST (NH)		FNPSO150F-70

Ball Shut-Off Pistol Grips

Feature
- Lightweight

Specification
- Maximum operating pressure: **150 PSI** (water or AFFF only) at ambient temperature **70°F (21°C)**

Size	Thread	Polycarbonate Part #
1-1/2"	NPSH	PPSO150S
	NST (NH)	PPSO150F

Viper® Forestry Nozzles

Features
- 1.5" ball shutoff nozzle
- Forestry nozzle
- Swiveled female inlet

Materials
- Constructed of hard anodized aluminum
- Handle is made of composite material

Specification
- Maximum working pressure **100 PSI**

Size	Thread	Anodized Aluminum Part #
1"	NST (NH)	DVB1560F
	NPSH	DVB1560S
1-1/2"	NST (NH)	DVB3012F
	NPSH	DVB3012S

Dual Range Nozzle/Tips

Application
- Ideal for forestry, fire fighting, and industrial uses

Features
- Adjustable from fog, to straight, or off with twist shut off
- Heavy duty rubber bumper

Material
- Dual flow nozzles are constructed of hard anodized aluminum and stainless steel internal components

Specification
- Maximum working pressure **100 PSI**

Size	Thread	GPM @ 100 PSI	Anodized Aluminum Part #
1"	NST without bumper	**10 - 23**	D11023BLF
	NPSH without bumper		D11023BLS
	NST with bumper		DB11023F
	NPSH with bumper		DB11023S
1.5"	NST	**20 - 60**	D156020F
	NPSH		D156020S

Blue Devil® Select Gallonage Nozzle

Features
- Rylostatic teeth directly machined to the nozzle
- Four gallonage selection rings **5**, **10**, **25,** and **50 GPM** and flush without pattern change

Specification
- Maximum working pressure **100 PSI**

Approval
- NFPA 1964 Compliant

Size	Thread	GPM @ 100 PSI	Part #
1"	NST	**5 - 50**	DBD550F
	NPSH		DBD550S
	NST	**15 - 60**	DBD1560F
	NPSH		DBD1560S

Viper® Select Gallonage Nozzle

Feature
- Four gallonage selection rings **30**, **60**, **90,** and **125 GPM**

Materials
- Constructed of E-Lite® aluminum and brass internals

Specification
- Maximum working pressure **100 PSI**

Size	Thread	GPM @ 100 PSI	Part #
1-1/2"	NST	30 - 125	DSG3012F
	NPSH		DSG3012S

Feature
- Four gallonage selection rings **15**, **30**, **50,** and **60 GPM**

Size	Thread	GPM @ 100 PSI	Part #
1-1/2"	NST	15 - 60	DSG1560F
	NPSH		DSG1560S

E

Viper Select Gallonage Low Flow Nozzle

Features
- Four gallonage selection rings **5**, **10**, **25,** and **40 GPM**
- Available without pistol grip

Materials
- Constructed of E-Lite aluminum and brass internals

Specification
- Maximum working pressure **100 PSI**

Size	Thread	GPM @ 100 PSI	Part #
1"	NST	5 - 40	DSG540F
	NPSH		DSG540S

Viper Constant Gallonage Nozzle

Features
- Fulltime swivels and spinning teeth
- BIMATIC flush system allows flush without shutting down
- Removeable pistol grip

Materials
- Constructed of E-Lite aluminum and brass internals

Specification
- Maximum working pressure **100 PSI**

Size	Thread	GPM @ 100 PSI	Part #
1-1/2"	NST	60 - 95	DCG2510F
	NPSH		DCG2510S
2-1/2"	NST	150 - 200	DCG8020F
	NPSH		DCG8020S

Double Female Hex Adapters

Feature
- Other configurations are available; consult Dixon® for information

Female Thread	Female NST (NH) Thread	Cast Brass Part #
1-1/2" NPT	1-1/2"	FFH1515F
2-1/2" NPT	2-1/2"	FFH2525F
1-1/2" NST (NH)	1-1/2"	FFH15F15F
2-1/2" NST (NH)	2-1/2"	FFH25F25F

Female Thread	Female NYFD	Cast Brass Part #
1-1/2" NYFD	1-1/2"	FFH15NYFD15NYFD
1-1/2" NPT	1-1/2"	FFH1515NYFD
2-1/2" NPT	2-1/2"	FFH2525NYFD

Female Thread	Female Thread	Cast Brass Part #
1-1/2" NPT	1-1/2" NPSH	FFH15T15S

Female Rocker Lug - Suction Adapters with Poly Screen

Feature
- Suction intake with strainer screen

Female NST (NH) Thread	Female NPT Thread	Cast Brass Part #
2-1/2"	1-1/2"	RSFSA25F15T
	2"	RSFSA25F20T
	2-1/2"	RSFSA250F
	3"	RSFSA25F30T

F

NOTE: All adapters are made to approved Dixon specifications.
NOTE: Replacement washers can be found on page 66

(Open Snoot) Female Swivel Adapters - Pin Lug

Feature
- Other configurations are available; consult Dixon® for information
- Finishes: -P polished, -C polished chrome plated

Specification
- Double female rigid hexagon to swivel connection, rigid end thread is always NPT, hose thread is on swivel end

Female Swivel Thread	Female Rigid Thread	Cast Brass Part #
1-1/2" NST (NH)	1-1/2" NPT	SF150F
1-1/2" NPSH		SF150S
2-1/2" NST (NH)		SF25F15T
	2" NPT	SF25F20T
2-1/2" NYFD	2-1/2" NPT	SF250NYFD
2-1/2" NST (NH)		SF250F
		SF250F-P
		SF250F-C
2-1/2" NPSH		SF250S
2-1/2" NST (NH)	3" NPT	SF25F30T
3" NST (NH)		SF300F
3" NYFD		SF300NYFD
4" NST (NH)	4" NPT	SF400F

F

Domestic Female Swivel Adapters - Pin Lug

Feature
- Other configurations are available; consult Dixon for information

Female NST (NH) Swivel Thread	Female Rigid NPT Thread	Cast Brass Part #
1-1/2"	1-1/2"	SF150F-D
2-1/2"	2-1/2"	SF250F-D
	2"	SF25F20T-D

(Open Snoot) Female Swivel Adapters - Rocker Lug

Feature
- Other configurations are available, consult Dixon for information

Female NST (NH) Thread	Female Rigid NPT Thread	Cast Brass Part #
1-1/2"	1-1/2"	RSF150F
2-1/2"	1-1/2"	RSF25F15T
	2"	RSF25F20T
	2-1/2"	RSF250F
	3"	RSF25F30T

NOTE: All adapters are made to approved Dixon specifications
NOTE: Replacement washers can be found on page 66

Double Female Swivels

Pin Lug

Female NPSH Thread	Female NPSH Thread	Cast Brass Part #
1-1/2"	1-1/2"	DFP1515
2-1/2"	2-1/2"	DFP2525

Female NST (NH) Thread	Female NST (NH) Thread	Cast Brass Part #
1-1/2"	1-1/2"	DFP1515F
2-1/2"	2-1/2"	DFP2525F

Female NST (NH) Thread	Female NPSH Thread	Cast Brass Part #
1-1/2"	1-1/2"	DFP15F15S
2-1/2"	2-1/2"	DFP25F25S

Female NYFD Thread	Female NYFD Thread	Cast Brass Part #
1-1/2"	1-1/2"	DFP15NYFD15NYFD
2-1/2"	2-1/2"	DFP25NYFD25NYFD

Rocker Lug

Female NPSH Thread	Female NPSH Thread	Cast Brass Part #
1-1/2"	1-1/2"	DFR1515
2-1/2"	2-1/2"	DFR2525

Female NST (NH) Thread	Female NST (NH) Thread	Cast Brass Part #
1-1/2"	1-1/2"	DFR1515F
2-1/2"	2-1/2"	DFR2525F

Domestic Double Female Swivels - Pin Lug

Female NST (NH) Thread	Female NST (NH) Thread	Cast Brass Part #
1-1/2"	1-1/2"	DFP1515F-D
2-1/2"	2-1/2"	DFP2525F-D

NOTE: Replacement washers can be found on page 66

Swivel Female x Rigid Female Adapters - Rocker Lug
Style N53

Female NPSH Swivel Thread	Female Rigid NPT Thread	Aluminum Extrusion - Anodized Part #
1-1/2"	1-1/2"	N53-15S15T
2"	2"	N53-20S20T
3"	3"	N53-30S30T
6"	6"	N53-60S60T

Female NPSH Swivel Thread	Female Rigid NPSH Thread	Aluminum Extrusion - Anodized Part #
1-1/2"	1-1/2"	N53-15S15S

Female NST (NH) Swivel Thread	Female Rigid NPT Thread	Aluminum Extrusion - Anodized Part #
1-1/2"	1-1/2"	N53-15F15T
2-1/2"	2"	N53-25F20T
	2-1/2"	N53-25F25T
	3"	N53-25F30T
	4"	N53-25F40T
4"	4"	N53-40F40T
4-1/2"	4"	N53-45F40T
	6"	N53-45F60T
5"	6"	N53-50F60T
6"	6"	N53-60F60T

Female NST (NH) Swivel Thread	Female Rigid NST Thread	Aluminum Extrusion - Anodized Part #
1-1/2"	1-1/2"	N53-15F15F
2-1/2"	1-1/2"	N53-25F15F
	2-1/2"	N53-25F25F
	6"	N53-25F60F
4"	4"	N53-40F40F
6"	4-1/2"	N53-60F45F

NOTE: All adapters are made to approved Dixon® specifications
NOTE: Replacement washers can be found on page 66

Double Swivel Female Adapters - Rocker Lug
Style N35

Female NPSH Swivel Thread	Female NPSH Swivel Thread	Aluminum Extrusion - Anodized Part #
1"	1"	N35-10S10S
1-1/2"	1-1/2"	N35-15S15S
2-1/2"	2-1/2"	N35-25S25S
3"	3"	N35-30S30S

Female NST (NH) Swivel Thread	Female NST (NH) Swivel Thread	Aluminum Extrusion - Anodized Part #
1"	1"	N35-10F10F
1-1/2"	1-1/2"	N35-15F15F
	2-1/2"	N35-15F25F
2-1/2"	2-1/2"	N35-25F25F
4"	4"	N35-40F40F
4-1/2"	4-1/2"	N35-45F45F
5"	5"	N35-50F50F
6"	6"	N35-60F60F

Female NPSH Swivel Thread	Female NST Swivel Thread	Aluminum Extrusion - Anodized Part #
1"	1"	N35-10S10F
	1-1/2"	N35-10S15F
1-1/2"	1-1/2"	N35-15S15F
2"	2-1/2"	N35-20S25F
2-1/2"	2-1/2"	N35-25S25F

F

Double Female Swivel Adapters - Long Handle
Style N57

Female NST (NH) Thread	Male NST (NH) Thread	Aluminum Extrusion - Anodized Part #
4-1/2"	6"	N57-45F60F
5"	5"	N57-50F50F
	6"	N57-50F60F
6"	6"	N57-60F60F

NOTE: All adapters are made to approved Dixon® specifications
NOTE: Replacement washers can be found on page 66

Hydrant Adapters - Pin Lug

Feature

- Other configurations are also available, consult Dixon® for information

reducer

same size

increaser

Female Thread	Male Thread	Cast Brass Part #
1-1/2" NPSH	3/4" GHT	HA15S76
	3/4" NPSH	HA15S75
	3/4" NPT	HA15S75T
	1" NPSH	HA15S10S
	1" NPT	HA15S10T
	1-1/2" NPT	HA15S15T
	1-1/2" NST (NH)	HA15S15F
1-1/2" NPT	1-1/2" NPSH	HA15T15S
	1-1/2" NST (NH)	HA15T15F
1-1/2" NST (NH)	3/4" GHT	HA1576
	3/4" NPSH	HA1575
	3/4" NPT	HA1575T
	1" NPSH	HA1510
	1" NST (NH)	HA1510F
	1" NPT	HA1510T
	1-1/2" NPSH	HA1515
	1-1/2" NPT	HA1515T
	1-1/2" NST (NH)	HA1515F
	2-1/2" NST (NH)	HA1525F
2" NPSH	1-1/2" NPSH	HA20S15S
	1-1/2" NPT	HA20S15T
	1-1/2" NST (NH)	HA20S15F
	2-1/2" NST (NH)	HA20S25F
2" NPT	2-1/2" NST (NH)	HA20T25F
2" NST (NH)	2-1/2" NST (NH)	HA2025F
2-1/2" NPSH	1" NPT	HA25S10T
	1-1/2" NPSH	HA25S15S
	1-1/2" NPT	HA25S15T
	1-1/2" NST (NH)	HA25S15F
	2-1/2" NST (NH)	HA25S25F
2-1/2" NST (NH)	3/4" GHT	HA2576
	3/4" NPT	HA2575T
	1" NPSH	HA2510
	1" NST (NH)	HA2510F
	1" NPT	HA2510T
	1-1/2" NPSH	HA2515
	1-1/2" NST (NH)	HA2515F
	1-1/2" NPT	HA2515T
	2" NPSH	HA2520
	2" NST (NH)	HA2520F
	2" NPT	HA2520T
	2-1/2" NPSH	HA2525
	2-1/2" NST (NH)	HA2525F
	2-1/2" NPT	HA2525T
	3" NPSH	HA2530
	3" NST (NH)	HA2530F
	3" NPT	HA2530T
3" NPSH	2-1/2" NST (NH)	HA30S25F
	2-1/2" NPT	HA30S25T
3" NST (NH)	1-1/2" NPSH	HA3015S
	1-1/2" NST (NH)	HA3015F
	2-1/2" NST (NH)	HA3025F
4" NST (NH)	2-1/2" NST (NH)	HA4025F
4-1/2" NST (NH)	2-1/2" NST (NH)	HA4525F

NOTE: All adapters are made to approved Dixon specifications
NOTE: Replacement washers can be found on page 66

Hydrant Adapters - Rocker Lug

Feature
- Other configurations are also available, consult Dixon® for information

Material
- Finishes: -C polished chrome plated

Female Thread	Male Thread	Cast Brass Part #
1-1/2" NST (NH)	3/4" NST (NH)	RHA1576
	1" NST (NH)	RHA1510
	1" NST (NH)	RHA1510F
	1" NPT	RHA1510T
	1-1/2" NPSH	RHA1515
	1-1/2" NST (NH)	RHA1515F
	1-1/2" NPT	RHA1515T
	2" NPSH	RHA1520
	2-1/2" NST (NH)	RHA1525F
1-1/2" NPSH	3/4" NPT	RHA15S75T
	1" NPSH	RHA15S10
	1" NPT	RHA15S10T
	1-1/2" NST (NH)	RHA15S15F
	1-1/2" NPT	RHA15S15T
1-1/2" NPT	1-1/2" NST (NH)	RHA15T15F
2" NST (NH)	2-1/2" NST (NH)	RHA2025F
2-1/2" NST (NH)	3/4" GHT	RHA2576
	1" NPSH	RHA2510
	1" NST (NH)	RHA2510F
	1" NPT	RHA2510T
	1-1/2" NPSH	RHA2515
	1-1/2" NST (NH)	RHA2515F
	1-1/2" NPT	RHA2515T
	2" NST (NH)	RHA2520F
	2" NPT	RHA2520T
	2-1/2" NPT	RHA2525T
	3" NPT	RHA2530T
2-1/2" NPSH	1-1/2" NPSH	RHA25S15
	1-1/2" NST (NH)	RHA25S15F
2-1/2" NPT	2-1/2" NST (NH)	RHA25T25F
3" NST (NH)	2-1/2" NST (NH)	RHA3025F

reducer

reducer - chrome plated

same size

F

Female x Male Adapters - Long Handle Style N56

Female NST (NH) Thread	Male NST (NH) Thread	Aluminum Extrusion - Anodized Part #
4"	2-1/2"	N56-40F25F
4-1/2"	4"	N56-45F40F
5"	2-1/2"	N56-50F25F
6"	4-1/2"	N56-60F45F
	6"	N56-60F60T[1]

[1] Female NST (NH) x male NPT

NOTE: All adapters are made to approved Dixon specifications
NOTE: Replacement washers can be found on page 66

Hydrant Adapters - Pin Lugs (New York Threads)

reducer

same size

increaser

Feature
- Other configurations are also available, consult Dixon® for information

Specifications
- NYFD thread = 3.031 x 8 TPI
- NYC thread = 3.00 x 8 TPI

Female NYFD Thread	Male Thread	Cast Brass Part #
1-1/2"	3/4" GHT	HA15NYFD76
2-1/2"	3/4" NPT	HA25NYFD75T
	3/4" GHT	HA25NYFD76
	1-1/2" NPSH	HA25NYFD15S
	1-1/2" NST (NH)	HA25NYFD15F
	1-1/2" NPT	HA25NYFD15T
	1-1/2" NYFD	HA25NYFD15NYFD
	2" NPT	HA25NYFD20T
	2-1/2" NST (NH)	HA25NYFD25F

Female NYC Thread	Male Thread	Cast Brass Part #
2-1/2"	3/4" GHT	HA25NYC76
	1" NPT	HA25NYC10T
	1-1/2" NPT	HA25NYC15T
	2" NPT	HA25NYC20T

F

Hazmat Adapters - Pin Lugs

Feature
- Divides single stream into double stream

Female NST Thread	Male Thread	Cast Brass Part #
1-1/2"	(2) 3/4" GHT	HHA1576
2-1/2"		HHA2576

Domestic Hydrant Adapters - Pin Lug

Feature
- Other configurations are available, consult Dixon for information

Female NST (NH)Thread	Male Thread	Cast Brass Part #
1-1/2"	3/4" GHT	HA1576-D
2-1/2"	1" NPT	HA2510T-D
	1/12" NST (NH)	HA2515F-D
	1-1/2" NPT	HA2515T-D
	3/4" GHT	HA2576-D

NOTE: All adapters are made to approved Dixon specifications
NOTE: Replacement washers can be found on page 66

Hydrant Adapters - Rocker Lug

Application
- Use with water

Specification
- Maximum working pressure: **100 PSI** at **70°F (21°C)**

Female Thread	Male Thread	Polycarbonate Part #
1-1/2" NPSH	1-1/2" NST (NH)	POLYHA15S15F
2-1/2" NST (NH)	3/4" GHT	POLYHA2576
	1-1/2" NPSH	POLYHA2515
	1-1/2" NST (NH)	POLYHA2515F
	2" NPT	POLYHA2520T

Domestic Female to Male Hex Nipples

Feature
- Other configurations are available, consult Dixon® for information



reducer

same size

increaser

Female Thread	Male Thread	Cast Brass Part #
1" NPT	1-1/2" NST (NH)	FM1015F-D
1-1/2" NPT	1-1/2" NST (NH)	FM1515F-D
	2-1/2" NST (NH)	FM1525F-D
1-1/2" NST (NH)	1-1/2" NPSH	FM15F15S-D
	1-1/2" NPT	FM15F15T-D
	2-1/2" NST (NH)	FM15F25F-D
1-1/2" NPSH	1-1/2" NST (NH)	FM15S15F-D
	1-1/2" NPT	FM15S15T-D
2" NPT	1-1/2" NST (NH)	FM2015F-D
2-1/2" NPT	2-1/2" NST (NH)	FM2525F-D
2-1/2" NST (NH)	1-1/2" NST (NH)	FM25F15F-D
	1-1/2" NPT	FM25F15T-D
	2-1/2" NPT	FM25F25T-D

F

NOTE: All adapters are made to approved Dixon® specifications
NOTE: Replacement washers can be found on page 66

Single Male Outlet with Hex (open snoot)

polished

polished chrome plated

Application
- Used to connect fire hose to a standpipe or sprinkler system

Features
- Other sizes, threads, and configurations are available, consult Dixon® for information

Material
- Finishes: -P polished, -C polished chrome plated

Female NPT Thread	Male Thread	Cast Brass Part #
2-1/2"	2-1/2" NST (NH)	MOC250F-P
		MOC250F-C
3"	2-1/2" NST (NH)	MOC3025F-P
		MOC3025F-C
	3" NST (NH)	MOC300F-P

Female NPT Thread	Male Thread	Cast Brass Part #
2-1/2"	2-1/2" NYC	MOC250NYC-P
	2-1/2" NYFD	MOC250NYFD-P

Female to Male Hex Nipples

reducer

same size

increaser

Feature
- Other configurations are also available, consult Dixon for information

Female Thread	Male Thread	Cast Brass Part #
3/4 GHT	1" NPT	FM7610T
1" NPSH	3/4" GHT	FM10S76
1" NPT	3/4" GHT	FM1076
	1" NPSH	FM1010
	1" NST (NH)	FM1010F
	1-1/2" NPSH	FM1015
	1-1/2" NST (NH)	FM1015F
1" NST (NH)	1" NPT	FM10F10T
1-1/2" NPT	1-1/2" NPSH	FM1515
	1-1/2" NST (NH)	FM1515F
	2-1/2" NST (NH)	FM1525F
1-1/2" NST (NH)	1-1/2" NPSH	FM15F15S
	1-1/2" NPT	FM15F15T
	2" NPT	FM15F20T
	2-1/2" NPT	FM15F25T
	2-1/2" NST (NH)	FM15F25F
	1-1/2" NST (NH)	FM15F15F
1-1/2" NPSH	1-1/2" NST (NH)	FM15S15F
	1-1/2" NPT	FM15S15T
	2" NPT	FM15S20T
2" NPSH	1-1/2" NPSH	FM20S15
	1-1/2" NST (NH)	FM20S15F
	1-1/2" NPT	FM20S15T
	2" NPT	FM20S20T
	2-1/2" NST (NH)	FM20S25F
2" NPT	1-1/2" NPSH	FM2015
	1-1/2" NST (NH)	FM2015F
	2" NPSH	FM2020
	2-1/2" NST (NH)	FM2025F
2-1/2" NST (NH)	3/4" NPT	FM25F75T
	1" NPT	FM25F10T
	1-1/2" NST (NH)	FM25F15F
	1-1/2" NPT	FM25F15T
	2" NPT	FM25F20T
2-1/2" NPT	1-1/2" NST (NH)	FM2515F
	2-1/2" NPSH	FM2525
	2-1/2" NST (NH)	FM2525F

Table continued on next page

NOTE: All adapters are made to approved Dixon specifications
NOTE: Replacement washers can be found on page 66

Female to Male Hex Nipples

Table continued from previous page

Female Thread	Male Thread	Cast Brass Part #
2-1/2" NST (NH)	2-1/2" NST (NH)	FM25F25F
	2-1/2" NPT	FM25F25T
	3" NST (NH)	FM25F30F
	3" NPT	FM25F30T
	2-1/2" NPSH	FM25F25S
2-1/2" NPT	2-1/2" NPT	FM2525T
2-1/2" NPSH	2-1/2" NST (NH)	FM25S25F
	2-1/2" NPT	FM25S25T
3" NPT	2-1/2" NST (NH)	FM3025F
	2-1/2" NPT	FM3025T
	3" NST (NH)	FM3030F
3" NST (NH)	2-1/2" NST (NH)	FM30F25F
	2-1/2" NPT	FM30F25T
	3" NPT	FM30F30T
3" NPSH	2-1/2" NST (NH)	FM30S25F
4" NPT	2-1/2" NST (NH)	FM4025F
	4" NST (NH)	FM4040F
	4-1/2" NST (NH)	FM4045F
4" NST (NH)	4" NPT	FM40F40T
4-1/2" NST (NH)	4" NPT	FM45F40T
6" NPT	6" NST (NH)	FM6060F
6" NST (NH)	6" NPT	FM60F60T



reducer

same size

increaser

Female to Male Hex Nipples (New York Threads)

Feature
- Other configurations are available, consult Dixon® for information

Specifications
- NYFD thread = 3.031 x 8 TPI
- NYC thread = 3.00 x 8 TPI

Female Thread	Male Thread	Cast Brass Part #
1-1/2" NPT	1-1/2" NYFD	FM1515NYFD
1-1/2" NST (NH)	1-1/2" NYFD	FM15F15NYFD
1-1/2" NYFD	1-1/2" NST (NH)	FM15NYFD15F
	1-1/2" NPT	FM15NYFD15T

Female Thread	Male Thread	Cast Brass Part #
2-1/2" NPT	2-1/2" NYC	FM2525NYC
	2-1/2" NYFD	FM2525NYFD
2-1/2" NST (NH)	2-1/2" NYC	FM25F25NYC
	2-1/2" NYFD	FM25F25NYFD
2-1/2" NYC	2-1/2" NST (NH)	FM25NYC25F
	2-1/2" NPT	FM25NYC25T
2-1/2" NYFD	2-1/2" NST (NH)	FM25NYFD25F
	2-1/2" NPT	FM25NYFD25T

Female NYFD Thread	Male Thread	Cast Brass Part #
2-1/2"	1-1/2" NPT	FM25NYFD15T
	2" NPT	FM25NYFD20T
	3" NPT	FM25NYFD30T



reducer

same size



increaser

NOTE: All adapters are made to approved Dixon specifications
NOTE: Replacement washers can be found on page 66

Female x Male Adapters - Rocker Lug
Style N37

reducer

same size

increaser

Female Thread	Male Thread	Aluminum Extrusion - Anodized Part #
3/4" GHT	1" NST (NH)	N37-07G10F
	1" NPSH	N37-07G10S
	1" NPT	N37-07G10T
	1-1/2" NST (NH)	N37-07G15F
	1-1/2" NPSH	N37-07G15S
1" NST	3/4" GHT	N37-10F07G
	1" NPSH	N37-10F10S
	1" NPT	N37-10F10T
	1-1/2" NST (NH)	N37-10F15F
	1-1/2" NPSH	N37-10F15S
	2-1/2" NST (NH)	N37-10F25F
1" NPSH	3/4" GHT	N37-10S07G
	3/4" NPSH	N37-10S07S
	1" NST (NH)	N37-10S10F
	1" NPT	N37-10S10T
	1-1/2" NST (NH)	N37-10S15F
	1-1/2" NPSH	N37-10S15S
1" NPT	1" NST	N37-10T10F
1-1/2" NST (NH)	3/4" GHT	N37-15F07G
	3/4" NPT	N37-15F07T
	1" NST (NH)	N37-15F10F
	1" NPSH	N37-15F10S
	1" NPT	N37-15F10T
	1-1/2" NST (NH)	N37-15F15F
	1-1/2" NPSH	N37-15F15S
	1-1/2" NPT	N37-15F15T
	2" NPT	N37-15F20T
	2-1/2" NST (NH)	N37-15F25F
1-1/2" NPSH	3/4" GHT	N37-15S07G
	1" NST (NH)	N37-15S10F
	1-1/2" NST (NH)	N37-15S15F
	1-1/2" NPT	N37-15S15T
	2" NPT	N37-15S20T
1-1/2" NPT	1-1/2" NST (NH)	N37-15T15F
	1-1/2" NPSH	N37-15T15S
	2-1/2" NST (NH)	N37-15T25F
2" NPSH	3/4" GHT	N37-20S07G
	1-1/2" NST (NH)	N37-20S15F
	1-1/2" NPSH	N37-20S15S
	2" NPT	N37-20S20T
	2-1/2" NST (NH)	N37-20S25F
2" NPT	1-1/2" NST (NH)	N37-20T15F
	1-1/2" NPSH	N37-20T15S
	2-1/2"NST (NH)	N37-20T25F

Table continued on next page

NOTE: All adapters are made to approved Dixon® specifications
NOTE: Replacement washers can be found on page 66

Female x Male Adapters - Rocker Lug (continued)
Style N37

Table continued from previous page

Female Thread	Male Thread	Aluminum Extrusion - Anodized Part #
2-1/2" NST (NH)	3/4" GHT	N37-25F07G
	3/4" NPT	N37-25F07T
	1" NPT	N37-25F10T
	1-1/2" NST (NH)	N37-25F15F
	1-1/2" NPSH	N37-25F15S
	1-1/2" NPT	N37-25F15T
	2" NPT	N37-25F20T
	2-1/2" NST (NH)	N37-25F25F
	2-1/2" NPSH	N37-25F25S
	2-1/2" NPT	N37-25F25T
	3" NST (NH)	N37-25F30F
	3" NPT	N37-25F30T
2-1/2" NPSH	1-1/2" NPSH	N37-25S15S
	2-1/2" NST (NH)	N37-25S25F
	2-1/2" NPT	N37-25S25T
2-1/2" NPT	1-1/2" NPSH	N37-25T15S
	2-1/2" NST (NH)	N37-25T25F
	3" NPT	N37-25T30T
3" NST (NH)	1-1/2" NST (NH)	N37-30F15F
	2-1/2" NST (NH)	N37-30F25F
	3" NPT	N37-30F30T
	2-1/2" NST (NH)	N37-30S25F
3" NPT	2-1/2" NST (NH)	N37-30T25F
	2-1/2" NPT	N37-30T25T
4" NST (NH)	2-1/2" NST (NH)	N37-40F25F
	4" NST (NH)	N37-40F40F
	4" NPT	N37-40F40T
	6" NST (NH)	N37-40F60F
4" NPT	2-1/2" NST (NH)	N37-40T25F
	4" NST (NH)	N37-40T40F
	4-1/2" NST (NH)	N37-40T45F
4-1/2" NST (NH)	2-1/2" NST (NH)	N37-45F25F
	4" NST (NH)	N37-45F40F
	4" NPT	N37-45F40T
	5" NST (NH)	N37-45F50F
5" NST (NH)	4-1/2" NST (NH)	N37-50F45F
	5" NPT	N37-50F50T
	6" NST (NH)	N37-50F60F
5" NPSH	6" NST (NH)	N37-50S60F
5" NPT	5" NST (NH)	N37-50T50F
6" NST (NH)	4" NPT	N37-60F40T
	5" NST (NH)	N37-60F50F
	6" NPT	N37-60F60T
6" NPT	4" NST (NH)	N37-60T40F
	6" NST (NH)	N37-60T60F

reducer

same size

increaser

F

NOTE: All adapters are made to approved Dixon® specifications
NOTE: Replacement washers can be found on page 66

Brass Female Swivel to Male Adapters



Pin Lug

Female NST (NH) Thread	Male NPT Thread	Cast Brass Part #
1-1/2"	1-1/2"	SM150F
2-1/2"	1-1/2"	SM25F15T
	2"	SM25F20T
	2-1/2"	SM250F
	3"	SM25F30T
4"	4"	SM400F

Female NPSH Thread	Male NPT Thread	Cast Brass Part #
1-1/2"	1-1/2"	SM150S
2"	2"	SM200S
2-1/2"	2-1/2"	SM250S

Female Thread	Male NST (NH) Thread	Cast Brass Part #
1-1/2" NPSH	1-1/2"	SM15S15F
2-1/2" NST (NH)	3"	SM25F30F

Female Thread	Male NPT Thread	Cast Brass Part #
1-1/2" NYFD	1-1/2"	SM150NYFD
2-1/2" NYFD	2-1/2"	SM250NYFD

Rocker Lug

Female Thread	Male NPT Thread	Cast Brass Part #
1-1/2" NST (NH)	1-1/2"	RSM150F
1-1/2" NPSH		RSM150S
2-1/2" NST (NH)	2"	RSM25F20T
	2-1/2"	RSM250F
	3"	RSM25F30T

Domestic Male Swivel Adapters - Pin Lug



Female NST (NH) SwivelThread	Male NPT Thread	Cast Brass Part #
1-1/2"	1-1/2"	SM150F-D
2-1/2"	2-1/2"	SM250F-D
	2"	SM25F20T-D
	3"	SM25F30T-D

NOTE: All adapters are made to approved Dixon® specifications
NOTE: Replacement washers can be found on page 66

Male Rocker Lug - Suction with Poly Screen

Feature
- Suction intake with strainer screen

Female NST (NH) Thread	Male NPT Thread	Cast Brass Part #
2-1/2"	2"	RSMSA25F20T
	2-1/2"	RSMSA250F
	3"	RSMSA25F30T

Male Rocker Lug - Suction with Zinc Screen

Feature
- Suction intake with zinc strainer screen - excellent to use before backflow preventers

Female NST (NH) Thread	Male NPT Thread	Cast Brass Part #
2-1/2"	2"	RSMSA25F20T-Z
	2-1/2"	RSMSA250F-Z
	3"	RSMSA25F30T-Z

Male Rocker Lug - Suction with Poly Screen

Feature
- Suction intake with strainer screen

Female NST (NH) Thread	Male NPT Thread	Aluminum Part #
2-1/2"	2"	ARSMSA25F20T
	2-1/2"	ARSMSA250F

F

NOTE: All adapters are made to approved Dixon® specifications
NOTE: Replacement washers can be found on page 66

Female Swivel to Male Adapters - Rocker Lug
Style N54

Female Swivel Thread	Male Rigid Thread	Aluminum Extrusion - Anodized Part #
1-1/2" NST (NH)	1-1/2" NST (NH)	N54-15F15F
	1-1/2" NPT	N54-15F15T
	2-1/2" NST (NH)	N54-15F25F
1-1/2" NPSH	1-1/2" NPSH	N54-15S15S
	1-1/2" NPT	N54-15S15T
2-1/2" NST (NH)	1-1/2" NST (NH)	N54-25F15F
	1-1/2" NPT	N54-25F15T
	2" NPT	N54-25F20T
	2-1/2" NST (NH)	N54-25F25F
	2-1/2" NPT	N54-25F25T
	3" NPT	N54-25F30T
2-1/2" NPSH	2" NPT	N54-25S20T
3" NPSH	3" NPT	N54-30S30T
4" NST (NH)	4" NST (NH)	N54-40F40F
	4" NPT	N54-40F40T
	6" NST (NH)	N54-40F60F
4-1/2" NST (NH)	4" NPT	N54-45F40T
	6" NPT	N54-45F60T
6" NST (NH)	6" NPT	N54-60F60T

F

Female Swivel to Male Adapters - Long Handle
Style N54L

Female NST Thread	Male Thread	Aluminum Extrusion - Anodized Part #
2-1/2"	2-1/2" NST (NH)	N54L-25F25F
4"	6" NST (NH)	N54L-40F60F
4-1/2"	4" NPT	N54L-45F40T
6"	4" NPT	N54L-60F40T
	5" NST (NH)	N54L-60F50F
	6" NPT	N54L-60F60T

NOTE: All adapters are made to approved Dixon® specifications
NOTE: Replacement washers can be found on page 66

Double Male Hex Nipples

Feature

- Other configurations are available, consult Dixon® for information

Male Thread	Male Thread	Cast Brass Part #
3/4" NPT	1-1/2" NPSH	DMH7515
	1-1/2" NST (NH)	DMH7515F
1" NPT	3/4" GHT	DMH1076
	1" NPSH	DMH1010
	1" NST (NH)	DMH1010F
	1-1/2" NPSH	DMH1015
	1-1/2" NST (NH)	DMH1015F
	2-1/2" NST (NH)	DMH1025F
1-1/2" NPSH	1-1/2" NPSH	DMH15S15S
1-1/2" NPT	1" NPSH	DMH1510
	1" NST (NH)	DMH1510F
	1-1/2" NPSH	DMH1515
	1-1/2" NPT	DMH1515T
	1-1/2" NST (NH)	DMH1515F
	2" NPSH	DMH1520
	2-1/2" NST (NH)	DMH1525F
1-1/2" NST (NH)	1-1/2" NPSH	DMH15F15S
	1-1/2" NST (NH)	DMH15F15F
	2-1/2" NST (NH)	DMH15F25F
2" NPT	1-1/2" NPSH	DMH2015
	1-1/2" NST (NH)	DMH2015F
	2" NPSH	DMH2020
	2-1/2" NPSH	DMH2025
	2" NPT	DMH2020T
	2-1/2" NST (NH)	DMH2025F
2-1/2" NPT	1-1/2" NPSH	DMH2515
	1-1/2" NST (NH)	DMH2515F
	2" NPSH	DMH2520
	2-1/2" NPSH	DMH2525
	2-1/2" NST (NH)	DMH2525F
	2-1/2" NPT	DMH2525T
	3" NPSH	DMH2530
	3" NPT	DMH2530T
	3" NST (NH)	DMH2530F
2-1/2" NST (NH)	2-1/2" NST (NH)	DMH25F25F
	3" NST (NH)	DMH25F30F
3" NPT	2-1/2" NPSH	DMH3025
	2-1/2" NST (NH)	DMH3025F
	3" NPSH	DMH3030
	3" NST (NH)	DMH3030F
	3" NPT	DMH3030T
4" NPT	4" NPSH	DMH4040
4" NST (NH)	4" NST	DMH40F40F
4" NPT	4" NST (NH)	DMH4040F
	4-1/2" NST (NH)	DMH4045F
	4" NPT	DMH4040T
5" NPT	5" NST (NH)	DMH5050F
6" NPT	4-1/2" NST (NH)	DMH6045F
	6" NST (NH)	DMH6060F
	6" NPSH	DMH6060
	6" NPT	DMH6060T

reducer

same size

increaser

NOTE: All adapters are made to approved Dixon specifications.

Double Male Hex Adapters (NYFD Threads)

reducer



same size

increaser

Feature

- Other configurations are available, consult Dixon® for information

Male Thread	Male NYFD Thread	Cast Brass Part #
1-1/2" NPT	1-1/2"	DMH1515NYFD
1-1/2" NST (NH)		DMH15F15NYFD
1-1/2" NPT	2-1/2"	DMH1525NYFD
2" NPT		DMH2025NYFD
2-1/2" NPT	1-1/2"	DMH2515NYFD
	2-1/2"	DMH2525NYFD

Male NST (NH) Thread	Male NYFD Thread	Cast Brass Part #
2-1/2"	2-1/2"	DMH25F25NYFD

Male NYFD Thread	Male NYFD Thread	Cast Brass Part #
1-1/2"	1-1/2"	DMH15NYFD15NYFD
2-1/2"	2-1/2"	DMH25NYFD25NYFD

NOTE: NYFD thread: 3.031 x 8 TPI

F

NOTE: All adapters are made to approved Dixon specifications

Domestic Double Male Hex Adapters

Feature
- Other configurations are available, consult Dixon® for information

Male Thread	Male Thread	Cast Brass Part #
1" NPT	1" NST (NH)	DMH1010F-D
	1-1/2" NST (NH)	DMH1015F-D
1-1/2" NPT	1-1/2" NPSH	DMH1515-D
	1-1/2" NST (NH)	DMH1515F-D
	2-1/2" NST (NH)	DMH1525F-D
1-1/2" NST (NH)	1-1/2" NST (NH)	DMH15F15F-D
	1-1/2" NPSH	DMH15F15S-D
	2-1/2" NST (NH)	DMH15F25F-D
2" NPT	1-1/2" NST (NH)	DMH2015F-D
	2" NPSH	DMH2020-D
	2-1/2" NST (NH)	DMH2025F-D
2-1/2" NPT	1-1/2" NST (NH)	DMH2515F-D
	2-1/2" NST (NH)	DMH2525F-D
2-1/2" NST (NH)	2-1/2" NST (NH)	DMH25F25F-D
3" NPT	2-1/2" NST (NH)	DMH3025F-D
	3" NST (NH)	DMH3030F-D
4" NPT	4-1/2" NST (NH)	DMH4045F-D
6" NPT	6" NST (NH)	DMH6060F-D

reducer

same size

increaser

Double Male Adapters

Feature
- Other configurations are available, consult Dixon for information

Pin Lug

Male Thread	Male Thread	Cast Brass Part #
1-1/2" NST (NH)	1-1/2" NST (NH)	DMP1515F
	1-1/2" NPT	DMP15F15T
1-1/2" NPSH	1-1/2" NPSH	DMP1515
	1-1/2" NPT	DMP15S15T
1-1/2" NST (NH)	1-1/2" NPSH	DMP15F15S
2-1/2" NST (NH)	2-1/2" NST (NH)	DMP2525F
	2-1/2" NPSH	DMP25F25S
	2-1/2" NPT	DMP25F25T
2-1/2" NPSH	2-1/2" NPSH	DMP2525

Rocker Lug

Male Thread	Male Thread	Cast Brass Part #
1-1/2" NST (NH)	1-1/2" NST (NH)	DMR1515F
	1-1/2" NPT	DMR15F15T
	1-1/2" NPSH	DMR15F15S
1-1/2" NPSH	1-1/2" NPSH	DMR1515
	1-1/2" NPT	DMR15S15T
2-1/2" NST (NH)	2-1/2" NST (NH)	DMR2525F
2-1/2" NPSH	2-1/2" NPSH	DMR2525

NOTE: All adapters are made to approved Dixon specifications

Double Male Adapters - Rocker Lug
Style N36

same size

increaser

Male NST (NH)Thread	Male Thread	Aluminum Extrusion - Anodized Part #
1"	1" NST (NH)	N36-10F10F
1-1/2"	1-1/2" NST (NH)	N36-15F15F
	2" NPT	N36-15F20T
	2-1/2" NST (NH)	N36-15F25F
2-1/2"	2-1/2" NST (NH)	N36-25F25F
	3" NST (NH)	N36-25F30F
	3" NPT	N36-25F30T
	4" NST (NH)	N36-25F40F
	4" NPT	N36-25F40T
	4-1/2" NST (NH)	N36-25F45F
3"	3" NST (NH)	N36-30F30F
4"	4" NST (NH)	N36-40F40F
4-1/2"	4-1/2" NST (NH)	N36-45F45F
6"	6" NST (NH)	N36-60F60F

Male NPT Thread	Male Thread	Aluminum Extrusion - Anodized Part #
1-1/2"	1-1/2" NST (NH)	N36-15T15F
	2-1/2" NST (NH)	N36-15T25F
2"	2" NPT	N36-20T20T
	2-1/2" NST (NH)	N36-20T25F
2-1/2"	2-1/2" NST (NH)	N36-25T25F
	3" NPT	N36-25T30T
	4" NPT	N36-25T40T
3"	3" NST (NH)	N36-30T30F
4"	4" NST (NH)	N36-40T40F
	4-1/2" NST (NH)	N36-40T45F
5"	6" NPT	N36-50T60T
6"	6" NST (NH)	N36-60T60F

Male NPSH Thread	Male Thread	Aluminum Extrusion - Anodized Part #
1"	1" NPSH	N36-10S10S
1-1/2"	1-1/2" NST (NH)	N36-15S15F
	1-1/2" NPSH	N36-15S15S
	1-1/2" NPT	N36-15S15T
	2" NPSH	N36-15S20S
2-1/2"	2-1/2" NST (NH)	N36-25S25F
	2-1/2" NPSH	N36-25S25S

Cam and Groove Hydrant Adapters

Features

- Pin lugs allow for easy connection using standard spanner and hydrant wrenches on pages 80 - 83
- Supplied with a nitrile rubber washer in the threaded end

Female NST (NH) Thread	Male Adapter	Brass Part #	Aluminum Part #
1-1/2"	1-1/2"	HA1515ADP	AHA1515ADP
2-1/2"	2-1/2"	HA2525ADP	AHA2525ADP

Replacement Washers

ID	OD	Thickness	Nitrile Rubber Part #
1-9/16"	2-1/16"	1/8"	SW150
2-9/16"	3-3/16"	3/16"	SW250

NOTE: All adapters are made to approved Dixon® specifications.

Cam and Groove x NST

Features
- For suction and low pressure discharge only
- Other sizes, configurations, and materials available, contact Dixon® for information

Material
- Powder coated aluminum adapter

Type A x Female NST (NH)

Adapter Size	Female NST (NH)Thread	Aluminum Part #
1-1/2"	1-1/2"	G150-A-ALNST
2-1/2"	2-1/2"	G250-A-ALNST
3"		3025-A-ALNST

Type B x Male NST (NH)

Material
- Nitrile rubber seals standard

Coupler Size	Male NST (NH)Thread	Aluminum Part #
1-1/2"	1-1/2"	G150-B-ALNST
2"		2015-B-ALNST
2-1/2"	2-1/2"	G250-B-ALNST
3"		3025-B-ALNST

Type D x Female NST (NH)

Material
- Nitrile rubber seals standard

Coupler Size	Female NST (NH) Thread	Aluminum Part #
1-1/2"	1-1/2"	G150-D-ALNST
2"	2-1/2"	2025-D-ALNST
2-1/2"		G250-D-ALNST
3"		3025-D-ALNST

Adapter x Male NST (NH)

Adapter Size	Male NST (NH) Thread	Aluminum Part #
1-1/2"	1-1/2"	G150-F-ALNST
2"	2-1/2"	2025-F-ALNST
2-1/2"		G250-F-ALNST
3"		3025-F-ALNST

F

Brass Caps

Pin Lug

Feature
- NOT intended for pressure applications - for debris and thread protection only

Material
- Finishes: -P polished, -C polished chrome plated

NST (NH) Thread	Cast Brass Part #
1-1/2"	FC150F
	FC150F-P
	FC150F-C
2"	FC200F
2-1/2"	FC250F
	FC250F-P
	FC250F-C
3"	FC300F
4"	FC400F
4-1/2"	FC450F
6"	FC600F

NPSH Thread	Cast Brass Part #
1-1/2"	FC150
2"	FC200
2-1/2"	FC250
3"	FC300
4"	FC400
6"	FC600

Rocker Lug

Material
- Finishes: -P polished, -C polished chrome plated

NST (NH) Thread	Cast Brass Part #
1"	RFC100F
1-1/2"	RFC150F
2-1/2"	RFC250F
	RFC250F-C

NPSH Thread	Cast Brass Part #
3/4"	RFC075
1"	RFC100
1-1/2"	RFC150
2"	RFC200
2-1/2"	RFC250

Brass Test Caps

Specifications
- Pet cock port supplied with 1/8" NPT
- Drain cock port supplied with -1/4" NPT

NST (NH) Thread	Brass Part #
2-1/2"	NST250TC

F

Aluminum Caps with Cable

Rocker Lug

Features

- Other configurations are available; consult Dixon® for information, not all configurations are stocked
- Aircraft cable (coated) included

Size	Thread	Extruded Hardcoated Aluminum Part #
1"	NST (NH)	CAP100F-C
1-1/2"		CAP150F-C
2"		CAP200F-C
2-1/2"		CAP250F-C
3"		CAP300F-C
4"		CAP400F-C
4-1/2"		CAP450F-C
5"		CAP500F-C
6"		CAP600F-C
1"	NPSH	CAP100S-C
1-1/2"		CAP150S-C
2"		CAP200S-C
2-1/2"		CAP250S-C

Long Handle

NST (NH) Thread	Extruded Hardcoated Aluminum Part #
4"	CAP400F-C-LH
4-1/2"	CAP450F-C-LH
5"	CAP500F-C-LH
6"	CAP600F-C-LH

F

Aluminum Test Caps

Specification

- Supplied with 1/4" NPT drill and tap

Size	Thread	Aluminum Part #
1-1/2"	NST (NH)	CAP150FABS
2"		CAP200FABS
2-1/2"		CAP250FABS
3"		CAP300FABS
4"		CAP400FABS
4-1/2"		CAP450FABS
5"		CAP500FABS
6"		CAP600FABS
1-1/2"	NPSH	CAP150SABS
2"		CAP200SABS
2-1/2"		CAP250SABS
3"		CAP300SABS
4"		CAP400SABS
4-1/2"		CAP450SABS
5"		CAP500SABS
6"		CAP600SABS

Thermoplastic Caps

Caps with Chain

Application
- Prevents entry of foreign material and protects male outlet threads on valves and hydrants

Feature
- NOT intended to be pressurized ⚠

Size	Thread	Polycarbonate Part #
1-1/2"	NPSH	PFCW150
	NST (NH)	PFCW150F
2"	NPSH	PFCW200
2-1/2"	NST (NH)	PFCW250F
3"	NST	PFCW300F

Pressurizable Cap with Chains

Specification
- Can be pressurized to **300 PSI**

Size	Thread	Polycarbonate Part #
2-1/2"	NST (NH) Thread	PFC250F

Hydrant Caps



Size
- 1-1/8" pentagonal nut with weep hole

Feature
- Gasket not included

NST (NH) Thread	Polycarbonate Part #
2-1/2"	PFCW250F-Y
4"	PFCW400F-Y
4-1/2"	PFCW450F-Y

Universal Hose Cap

Application
- Universal push on - pull off cap protects all threads by gripping the valve or outlet on the inside of the waterway

Feature
- NOT intended to be pressurized ⚠

Size	Polycarbonate Part #
2-1/2"	PFC250U

F

Breakable Caps

Polycarbonate

Application
- Prevents entry of foreign material and protects female threads on pin lug fire department inlet connections

Feature
- Used on pin lug females

Size	Polycarbonate Part #
2-1/2"	PBC250

Aluminum

Applications
- For use on fire department inlet connections
- Prevents entry of foreign matter and protects female threads

Features
- Breakable ears feature permits fast hose connection
- Two eyebolts with nuts for attachment to female pin lug swivel
- Painted red finish

Size	Aluminum Part #
2-1/2"	ABC250



Specialty Caps

Domestic Caps - Pin Lug

Feature
- Other sizes, threads, and finishes available, call Dixon® for information

Size	Thread	Brass Part #
1-1/2"	NST (NH)	FC150F-D
2-1/2"		FC250F-D

Hydrant Caps

Features
- Pentagon fire hydrant cap
- Supplied with chain and ring

Size	Thread	Iron Part #
2-1/2"	NST (NH)	IHC250F
4-1/2"		IHC450F

IHC250F

IHC450F

Specialty Caps

Plugs with Cable - Rocker Lug

Feature
- -NC: no cable option available

Size	Extruded Hardcoated Aluminum	
	NST (NH) Part #	NPSH Part #
1-1/2"	PLUG150F-C	PLUG150S-C
2-1/2"	PLUG250F-C	PLUG250S-C
3"	PLUG300F-C	PLUG300S-C
4"	PLUG400F-C	---
4-1/2"	PLUG450F-C	---
5"	PLUG500F-C	---
6"	PLUG600F-C	---

Cap Test Gauges

Application
- Used for testing hose or static pressure on hydrants or trucks

Features
- Rocker lug swivel
- Petcock to release pressure

Specification
- Supplied with a **0-300 PSI** glycerine 3-1/2" diameter gauge

NST (NH) Thread	Hardcoated Aluminum Part #
1-1/2"	AFC150F-TGWP
2-1/2"	AFC250F-TGWP

F

FDC Plugs

Feature
- Removed from FDC with adjustable hydrant wrench

Specifications
- Fits standard 2-1/2" NST (NH) female swivel
- Withstands wide range of temperatures from **-4°F** to **200°F** (**-20°C** to **93°C**)
- 1-1/8" pentagonal nut with weep hole to allow for drainage

Size	Thread	Polycarbonate Part #
1-1/2"	NST (NH)	PP150F
2-1/2"	NST (NH)	PP250F
	NYFD	PP250NYFD



front

back

Adjust-A-Plug

Features
- Molded red polycarbonate protective plug for swivel connections up to 2-1/2"
- Two adjustable metal plates installed in the back of the plug can be mated with your local thread
- Plug can be easily removed with a fire department spanner wrench

Polycarbonate Part #
PAP250

Brass Plugs

Pin Lug

Features

- NOT intended for pressure applications - for debris and thread protection only
- Finishes: -P polished, -C polished chrome plated

NST (NH) Thread	Cast Brass Part #
1-1/2"	FP150F
	FP150F-P
	FP150F-C
2-1/2"	FP250F
	FP250F-P
	FP250F-C
3"	FP300F
4"	FP400F
4-1/2"	FP450F

NPSH Thread	Cast Brass Part #
1-1/2"	FP150
2-1/2"	FP250

Rocker Lug

Material

- Finishes: -P polished, -C polished chrome plated

NST (NH) Thread	Cast Brass Part #
1-1/2"	RFP150F
2-1/2"	RFP250F

Domestic Plugs - Pin Lug

NST (NH) Thread	Brass Part #
1-1/2"	FP150F-D
2-1/2"	FP250F-D

Brass Replacement Swivels and Accessories

Features

- Replacement brass swivels for Dixon® fire department connections
- Swivel comes with gasket, set screw, and ball bearings needed to install on FDC
- Other configurations are available, contact Dixon for information

Size	Female Thread	Brass Part #
2-1/2"	NPSH (2.84x8)	PSNP250S
	NST (NH) (3.07x7.5)	PSNP250NST
	NYC/BA (3.00x8)	PSNP250NYC
	NYFD (3.03x8)	PSNP250NYFD
3"	NST (NH)	PSNP300NST
	NYFD	PSNP300NYFD

NOTE: 2-1/2" requires 50 ball bearings, 3" requires 58 ball bearings

Replacement Parts

4600300001

Description	Part #
2-1/2" gasket	SW250
3" gasket	SW300F
ball bearings	4600300001
set screw	4601100418

F

FSA-Storz x Rigid Female

Application
- For use wherever a non-valved, locking coupling is required

Specification
- Working pressure: **150 PSI** at **70°F (21°C)**

Approval
- Anodized components per MIL-A-8625 Type III Class 1

Materials
- Nitrile rubber gaskets
- Cast aluminum lock lever assembly on 4", 5", and 6"

Storz x NST (NH) Female

Storz Size	NST (NH) Female Thread	6061-T6 Forged Alumium Part #
1-1/2"	1-1/2"	FSA1515F
2"	1-1/2"	FSA2015F
	2-1/2"	FSA2025F
2-1/2"	2-1/2"	FSA2525F
3"	2-1/2"	FSA3025F
4"	2-1/2"	FSA4025F
	3"	FSA4030F
	4"	FSA4040F
	4-1/2"	FSA4045F
	5"	FSA4050F
	6"	FSA4060F
5"	2-1/2"	FSA5025F
	3"	FSA5030F
	4"	FSA5040F
	4-1/2"	FSA5045F
	5"	FSA5050F
	6"	FSA5060F
6"	6"	FSA6060F

Storz x NPT Female

Storz Size	NPT Female Thread	6061-T6 Forged Alumium Part #
1-1/2"	1"	FSA1510T
	1-1/2"	FSA1515T
2"	1-1/2"	FSA2015T
	2"	FSA2020T
2-1/2"	1-1/2"	FSA2515T
	2"	FSA2520T
	2-1/2"	FSA2525T
	3"	FSA2530T
3"	3"	FSA3030T
4"	3"	FSA4030T
	4"	FSA4040T
	6"	FSA4060T
5"	3"	FSA5030T
	4"	FSA5040T
	5"	FSA5050T
	6"	FSA5060T
6"	4"	FSA6040T
	6"	FSA6060T

Storz x NPSH Female

Storz Size	NPSH Female Thread	6061-T6 Forged Alumium Part #
1-1/2"	1-1/2"	FSA1515S
2"	1-1/2"	FSA2015S
2-1/2"	2-1/2"	FSA2525S
4"	4"	FSA4040S

NOTE: All adapters are made to approved Dixon® specifications
NOTE: Replacement washers can be found on page 79

SFSA - Storz x Swivel Female Adapter - Rocker Lug / Long Handle

Materials
- Nitrile rubber gaskets
- Cast aluminum lock lever assembly on 4", 5", and 6"

Specification
- Working pressure: **150 PSI** at **70°F (21°C)**

Approval
- Anodized components per MIL-A-8625 Type III Class 1

Storz x NST (NH) Female Swivel

Storz Size	NST (NH) Female Swivel Thread	6061-T6 Forged Alumium Part #
2-1/2"	2-1/2"	SFSA2525F
3"	2-1/2"	SFSA3025F
4"	2-1/2"	SFSA4025F
	3"	SFSA4030F
	4"	SFSA4040F
	4-1/2"	SFSA4045F
	6"	SFSA4060F
5"	2-1/2"	SFSA5025F
	4"	SFSA5040F
	4-1/2"	SFSA5045F
	6"	SFSA5060F
6"		SFSA6060F

Storz x NPSH Female

Storz Size	NPSH Female Swivel Thread	6061-T6 Forged Alumium Part #
2-1/2"	2-1/2"	SFSA2525S
3"	3"	SFSA3030S
4"	4"	SFSA4040S
5"	6"	SFSA5060S

F

Storz x NST (NH) Female Swivel - Long Handle

Storz Size	NST (NH) Female Swivel Thread	6061-T6 Forged Alumium Part #
4"	4-1/2"	SFSA4045F-LH
5"	4"	SFSA5040F-LH
5"	4-1/2"	SFSA5045F-LH
6"	6"	SFSA6060F-LH

NOTE: All adapters are made to approved Dixon® specifications
NOTE: Replacement washers can be found on page 79

MSA - Storz x Rigid Male

Storz x NST (NH) Male

Storz Size	NST (NH) MaleThread	6061-T6 Forged Alumium Part #
1-1/2"	1-1/2"	MSA1515F
2"	1-1/2"	MSA2015F
2-1/2"	2-1/2"	MSA2525F
3"	2-1/2"	MSA3025F
4"	2-1/2"	MSA4025F
	4"	MSA4040F
	4-1/2"	MSA4045F
5"	2-1/2"	MSA5025F
	5"	MSA5050F

Storz x NPT Male

Storz Size	NPT Male Thread	6061-T6 Forged Alumium Part #
1-1/2"	1-1/2"	MSA1515T
2"	1-1/2"	MSA2015T
2-1/2"	2"	MSA2520T
	2-1/2"	MSA2525T
	3"	MSA2530T
3"	3"	MSA3030T
4"	4-1/2"	MSA4025T
	4"	MSA4040T
5"	4"	MSA5040T
6"	6"	MSA6060T

1-1/2" x 1-1/2"

Storz x NPSH Male

Storz Size	NPSH Male Thread	6061-T6 Forged Alumium Part #
1-1/2"	1-1/2"	MSA1515S
2"		MSA2015S

New

SLSA - Storz Live Swivel

Specification

- Working pressure: **200 PSI** at **70°F (21°C)**

Storz	FNPT	6061-T6 Forged Alumium Part #
4"	4"	SLSA4040T
5"		SLSA5040T

NOTE: Optional configurations from 2-1/2" to 6" on the non-Storz side.

SFSA30 - Storz x Female Swivel 30° Elbow - Rocker Lug

Feature
- Screens available for 4" and 5" heads, consult Dixon® for information

Materials
- Nitrile rubber gaskets
- Cast aluminum lock lever assembly on 4", 5", and 6"

Specification
- Working pressure: **150 PSI** at **70°F (21°C)**

Approval
- Anodized components per MIL-A-8625 Type III Class 1

Storz Size	NST (NH) Female Swivel Thread	6061-T6 Forged Alumium Part #
4"	4"	SFSA30-4040F
	5"	SFSA30-4050F
	6"	SFSA30-4060F
5"	3"	SFSA30-5030F
	4"	SFSA30-5040F
	4-1/2"	SFSA30-5045F
	6"	SFSA30-5060F

NOTE: Replacement washers can be found on page 79

SFSA30 - Storz x Female Swivel 30° Elbow - Long Handle

Materials
- Nitrile rubber gaskets
- Cast aluminum lock lever assembly on 4", 5", and 6"

Specification
- Working pressure: **150 PSI** at **70°F (21°C)**

Approval
- Anodized components per MIL-A-8625 Type III Class 1

Storz Size	NST (NH) Female Swivel Thread	6061-T6 Forged Alumium Part #
4"	4-1/2"	SFSA30-4045F-LH
	5"	SFSA30-4050F-LH
	6"	SFSA30-4060F-LH

NOTE: Replacement washers can be found on page 79

NCS-CSF - 150 lbs. Carbon Steel Flange x Storz

150# Flange	Storz	Carbon Steel Part #
4"	5"	NCS-CSF-STZ450
	6"	NCS-CSF-STZ460
5"	4"	NCS-CSF-STZ540
	5"	NCS-CSF-STZ550
	6"	NCS-CSF-STZ560
6"	4"	NCS-CSF-STZ640
	5"	NCS-CSF-STZ650
	6"	NCS-CSF-STZ660

NOTE: For flange dimensions, diagrams and additional information please reference dixonvalve.com.

NCS-CSF - 150 lbs. Carbon Steel Flange x Storz with Cap

150# Flange	Storz	Carbon Steel Part #
5"	6"	NCS-CSF-STZ650C
6"		NCS-CSF-STZ660C

NOTE: For flange dimensions, diagrams and additional information please reference dixonvalve.com.

F

SSA - Storz x Storz Adapter

Materials
- Nitrile rubber gaskets
- Cast aluminum lock lever assembly on 4", 5" and 6"

Specification
- Working pressure: **150 PSI** at **70°F (21°C)**

Approval
- Anodized components per MIL-A-8625 Type III Class 1

Storz Size	Storz Size	6061-T6 Forged Alumium Part #
1-1/2"	2"	SSA1520
	2-1/2"	SSA1525
2"	2-1/2"	SSA2025
	3"	SSA2030
	4"	SSA2540
4"	5"	SSA4050
	6"	SSA4060
5"		SSA5060

SSA30 - Storz x Storz 30° Elbow Adapters

Materials
- Nitrile rubber gaskets
- Cast aluminum lock lever assembly on 4", 5" and 6"

Specification
- Working pressure: **150 PSI** at **70°F (21°C)**

Approval
- Anodized components per MIL-A-8625 Type III Class 1

Storz Size	Storz Size	6061-T6 Forged Alumium Part #
5"	5"	SSA30-550

F

Dixon® Storz Hydrant Conversion Adapters

Features
- Secured to hydrant by three set screws positioned around the rim
- Hydrant side: metal face to seal to gasketed face on hose
- Reflective stripe around the rim for ease of night time location

Specification
- Designed to adapt 4-1/2" NH threads found on most hydrants to Storz connection

Size	Part #
5" Storz x 4-1/2" NH (NST)	SHA5045F

Storz Accessories

Threaded Storz Mounting Plates (Bracket)

Storz Size	Anodized Aluminum Part #
1-1/2" - 2-1/2"	SMB1525
4" - 5"	SMB450

Storz Caps

Features
- 4", 5", 6" supplied with cables
- 1-1/2", 2", 2-1/2", 3" supplied with chains

Storz Size	Aluminum Part #
1-1/2"	SC150-NL
2"	SC200-NL
2-1/2"	SC250-NL
3"	SC300-NL
4"	SC400-NL
4" ABS	SC400ABS[1]
5"	SC500-NL
5" ABS	SC500ABS[1]
6"	SC600-NL

[1] ABS includes airbleeder/petcock

Storz Gaskets

Features
- Gasket faces should be kept free of sand, grit, etc. and lubricated with O-ring grease or silicone
- Pressure seals have a flat face
- Suction seals have a beaded face

Storz Size	Nitrile Rubber Pressure Part #	Nitrile Rubber Suction Part #
1-1/2"	SGS150-NL[1]	SGS150-NL
2"	SGP200	SGS200-NL
2-1/2"	SGP250	SGS250-NL
3"	SGP300	SGS300-NL
4"	SGP400	SGS400-NL
5"	SGP500	SGS500-NL
6"	SGS600-NL[1]	SGS600-NL

[1] Gasket can be used for both pressure and suction service

pressure seal (black)

suction seal (grey)

Storz Locking Devices

Description	Part #
metal locking device used on 4" and 5" Storz heads with spring, screw, and washer	LOCKINGDEVICE
metal locking device used on 6" Storz heads with spring, screw, and washer	LOCKINGDEVICE6

Wrenches

Universal Spanner

Application
- For 3/4" to 3" pin lug and rocker lug couplings

Feature
- Includes gas cock shutoff, pry bar and belt hook eye

Size
- Overall length 11-7/8"

Aluminum Part #	Pkg Qty
USW	25

Universal

Application
- For pin lug or rocker lug couplings 1" - 4-1/2"

Features
- Red epoxy painted
- A gas cock shutoff is provided in the handle

Size
- Overall length 11-3/4"

Iron Part #
233

Hole Type Spanner

Application
- Designed for use on 3/4" and 1" booster hose couplings

Size
- Overall length is 7-1/2"

AL-MAG 35 Part #
HTSW

Storz Hydrant

Features
- Fits 4" and 5" Storz
- Includes adjustable hydrant nut wrench

Materials
- Ductile iron head
- Knurled chrome plated handle
- Manganese bronze adjustable jaw

Part #
SAHW

Folding Pocket Spanners

PSW

PSW-B

PSW-Z

PSW-Y

Application
- For pentagon nuts up to 1-3/4"

Feature
- Built-in spanner for pin or rocker lug couplings

Size
- Overall length 16-1/4"

Material	Part #
aluminum	PSW
brass	PSW-B
die cast zinc	PSW-Z
yellow plastic	PSW-Y

Adjustable Hydrant

Features
- Fits 3/4" to 3" rocker lug and pin lug couplings
- A compact wrench easily carried in your jacket pocket

Aluminum Part #	Pkg Qty
AHW	20

F

Wrenches

Pigtail Adjustable Hydrant

Feature
- Double spanner head fits pin lug or rocker (sensible) lug couplings, pentagon nuts up to 1-1/2" from point to flat, 1-1/2" - 6" rocker lug caps, 2" - 4-1/2" pin lug caps, and square nuts up to 1-1/8"

Part #
AHWPT

Heavy Duty Adjustable Hydrant

Application
- For pentagon hydrant nuts up to 1-3/4" from point to flat

Size
- Overall length 18"

Features
- Notched to fit 1-1/4" square hydrant nut
- Spanner for pin lug and sensible (rocker) lug couplings, 1-1/2" thru 6"

Materials
- Plated iron head, 7/8" plated steel handle

Part #	Pkg Qty
189	15

Double Head Adjustable Hydrant

Application
- For pentagon hydrant nuts up to 1-7/8" and square heads up to 1-1/2"

Size
- Overall length 19-1/2"

Feature
- Fits 3/4" - 6" rocker lug or pin lug couplings, can also be used for long handle couplings

Materials
- Ductile iron head with a deeply knurled chrome plated steel handle
- Replaceable adjustable jaw is made of manganese bronze

Part #
189DH

5 Hole Hydrant

Size
- Overall length: 14-1/4"

Features
- Five pentagon holes designed to fit common hydrant nut sizes
- Built-in spanner for pin or rocker lug couplings

Plated Iron Part #	Pkg Qty
PHW	25

Grip-All Spanner

Features
- Fits 3/4" - 6" split lug, rocker lug, and pin lug couplings
- Can be operated in tight quarters
- Gas cock shutoff is provided in the handle; handle is shaped to fit your hand allowing a positive grip on the coupling

Aluminum Part #
GAW

F

Wrenches

Hydrant

Application
- Used for hydrant work by water works companies and on construction sites

Size
- 1-1/4" square hydrant wrench
- Overal length 15"

Features
- Fits up to 4" pin lug or rocker lug couplings
- Complete with pry bar

A356 Aluminum Part #
DF16-180

Features
- Fits up to 2-1/2" pin lug or rocker lug couplings
- Complete with pry bar and 1-1/4" nut wrench
- Lug / drum wrench

A356 Aluminum Part #
DF16-181

Long Handle Suction Spanner

Application
- Use on long handle, rocker lug, or pin lug couplings from 2-1/2" - 6"

Size
- Overall length 18-3/4"

Features
- Open end slips over long handles for additional leverage, the claw fits rocker lugs or pin lugs, the other end can be used as a pry or crowbar
- Inverted "T" body construction for lighter weight and improved strength
- Can be used on Dixon® cam and groove pin lug or trapezoidal lug tank car adapters or 8" pin lug couplings

Plated Iron Part #
LHW

Forestry Hose Clamp and Spanner



Size
- Overall length 10"

Features
- Off-set handle enables the user to easily operate the clamp while wearing gloves
- When clamped onto the hose the brass locking device safely holds the clamp in position, a spanner is an integral part of the clamp

Material
- Cast aluminum and brass

Specification
- To be used with lightweight 1" and 1-1/2" hoses for pressures up to **200 PSI**

Cast Aluminum Part #
FHCS150

Forestry Pocket Spanners

Applications
- FSW1: for use on 1" hoses only
- FSW2: for 1" and 1-1/2" hose couplings

Size
- Overall length 5"

Approval
- Meets USFDA specification 5100-101C

Aluminum Part #
FSW1
FSW2

F

Storz Wrenches

Pin Lug Spanners - Single End

Size	Plated Iron Part #
2"	SW20
2-1/2"	SW25
3"	SW30
4"	SW40
6"	SW60

Pin Lug Spanner - Double End

Size	Plated Iron Part #
1-1/2", 2" x 2-1/2", 3"	SW153

Spanners - Single End

Features
- SW1530 fits 1-1/2" - 3" Storz
- SZW2 for use on 4" and 6" Storz

Size	AL-MAG 35 Part #
1-1/2" - 3"	SW1530
4" - 6"	SZW2

SZW2

SW1530

Spanners - Double End

Used On	Material	Part #
2" - 5"	aluminum	SZW2-NL
	steel	SW-S400

SZW2-NL

SW-S400

Holder with (2) Wrenches - Double Ended

Description	Material	Part #
2 Storz wrenches (2-1/2" - 5") with bracket	aluminum	SWB-2
	steel	SWB-S-2
4 Storz wrenches (2-1/2" - 5") with bracket	steel	SWB-S-4

F

Long Handle Short Shank Suction Hose Females

Application
- For suction and low pressure discharge only

Material
- Powder coated aluminum swivel nut

Female Swivel NST (NH)	Hose Size	Powder Coated Aluminum Part #
4"	4"	LHFS400F
4-1/2"		LHFS4045F

Angle and Suction Elbows

30° elbow

45° elbow

Application
- For use on pump discharge valves, or suction inlets to minimize hose kinking

Features
- Rocker lug swivel
- Satin brass finish

Material
- -C polished chrome plated

Male NST (NH) Thread	Female NST (NH) Thread	Angle	Brass Part #
2-1/2"	2-1/2"	30°	RSE30250F-C
		45°	RSE45250F
			RSE45250F-C
		90°	RSE90250F
			RSE90250F-C

Continuous Swivel Elbows

Features
- Allows hose to swing when connected
- Full waterway reduces friction loss
- Short style radius is 2-1/2" measured from the center of the waterway to the end of the discharge thread

Female NPT Thread	Male Thread	Length	Cast Brass Part #
1-1/2"	1-1/2" NST (NH)	2-1/2"	CSES150F
2"			CSES2015F
1-1/2"	1-1/2" NPT		CSES150T

Dixon® Angle and Suction Elbows N54

90° elbow

Application
- Ideal for fire apparatus with front suction connections

Materials
- Anodized, powder coated aluminum, extruded
- Anodized female swivel connections

Male NST (NH) Thread	Female NST (NH) Swivel Thread	Angle	Aluminum Part #
2-1/2"	2-1/2"	30°	N5430-25F25F
		45°	N5445-25F25F
		60°	N5460-25F25F
		90°	N5490-25F25F

NOTE: Replacement washers can be found on page 66

Pump Test Headers

Feature
- Other sizes and configurations available, consult Dixon® for information

Specification
- Available connections: grooved, flanged, and threaded

Approval
- Certified D1, G1, G6

End Connection	End Size	# of Outlets	Pump Size Max. GPM	Part #
150# flanged	3"	1	**300**	HVF0301-25
	4"	2	**500**	HVF0402-25
	6"	3	**750**	HVF0603-25
	6"	4	**1000**	HVF0604-25
	6"	6	**1000**	HVF0606-25
	8"	6	**2000**	HVF0806-25
grooved	6"	3	**750**	HVG0603-25
	6"	4	**1000**	HVG0604-25
	8"	3	**750**	HVG0803-25
	8"	6	**2000**	HVG0806-25

flanged

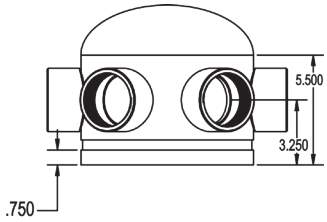

grooved

F

Manifolds

Model Number Breakdown

T98060-30

End Connection
Location
End Size
# of Outlets
Size Outlets



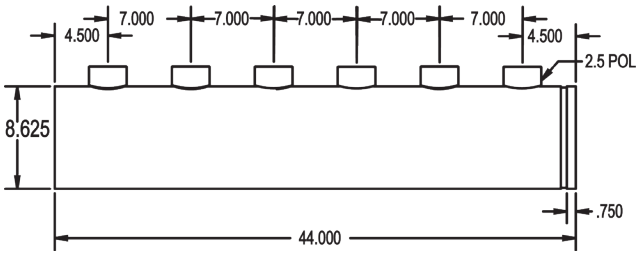

End Connection		Location		End Size		# of Outlets		Outlet Size	
T	threaded	E	End	40	4"	20	2	25	2-1/2" FNPT
G	grooved	B	Back	60	6"	30	3	30	3" FNPT
F	flanged	9	90°	80	8"	40	4	---	---
---	---	---	---	---	---	60	6	---	---

Dry Hydrants

Typical Dry Hydrant Installations

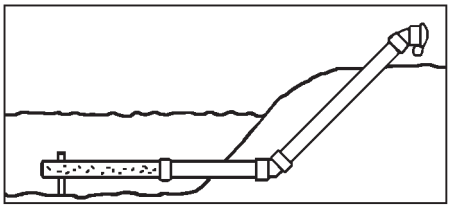

45°
(preferred)

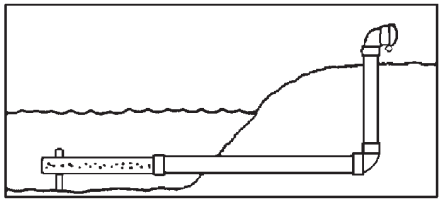

90°

Underwater Strainer Supports

Description	Part #
underwater strainer support	DHSSC6

Back Flushing Strainers

Size
- Length: 37"

Size	Schedule 40 PVC Part #
6"	DHS6BF
8"	DHS8BF[1]

[1]Includes 8" x 6" reducer

F

Male Adapters and Caps

adapters and caps sold separately

	90° Male Adapters	45° Male Adapters
Male NST (NH)	Hardcoated Part #	Hardcoated Part #
4-1/2"	ADH90M45F	ADH45M45F
6"	ADH90M60F	ADH45M60F

Rocker Lug Caps with Cable

Female NST (NH)	Hardcoated Part #
4-1/2"	ADHC450F
6"	ADHC600F

Female Adapters and Plugs

adapters and plugs sold separately

	90° Female Adapters	45° Female Adapters
Female NST (NH)	Hardcoated Part #	Hardcoated Part #
4-1/2"	ADH90F45F	ADH45F45F
6"	ADH90F60F	ADH45F60F

Rocker Lug Plugs with Cable

Male NST (NH)	Hardcoated Part #
4-1/2"	ADHP450F
6"	ADHP600F

Two-Way Male Outlet - Roof Connections

Application
- Used to create roof connections, fire pump test connections, wall hydrants or sidewalk (free standing) hydrants

Feature
- Other configurations are available, contact Dixon® for additional information

Specifications
- Maximum operating pressure: **175 PSI** at **70°F (21°C)**
- Provides **250 GPM** minimum per outlet

Approval
- UL listed

pipe

grooved

Back Outlet

Pipe Size	(2) Outlets Male	Cast Brass Part #
4"	2-1/2" NPT	IRC4025
		FRC4025
	2-1/2" NST (NH)	IRC4025F
		FRC4025F
6"	2-1/2" NPT	FRC6025
	2-1/2" NST (NH)	FRC6025F

Groove Size	(2) Outlets Male	Cast Brass Part #
4"	2-1/2" NST (NH)	IRC4025GF

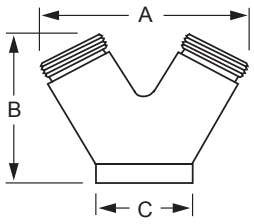

Dimensions

Size	A	B	C
4" x 2-1/2" x 2-1/2"	7-7/8"	5-3/16"	5-1/4"
6" x 2-1/2" x 2-1/2"	8-3/16"	6-3/8"	7-5/8"

F

Two-Way Male Outlet - Roof Connections

Application
- Used to create roof connections, fire pump test connections, wall hydrants or sidewalk (free standing) hydrants

Specifications
- Maximum operating pressure: **175 PSI** at **70°F (21°C)**
- Provides **250 GPM** minimum per outlet

Approval
- UL listed

90˚ Bottom Outlet

Pipe Size	(2) Outlets Male	Cast Brass Part #
4"	2-1/2" NPT	90IRC4025
		90FRC4025
	2-1/2" NST (NH)	90IRC4025F
		90FRC4025F
6"	2-1/2" NPT	90FRC6025
	2-1/2" NST (NH)	90FRC6025F

Groove Size	(2) Outlets Male	Cast Brass Part #
4"	2-1/2" NPT	90IRC4025G
	2-1/2" NST(NH)	90IRC4025GF

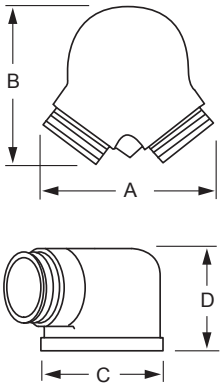

Dimensions

Size	A	B	C	D
4" x 2-1/2" x 2-1/2"	7-1/2"	6-3/4"	5-1/8"	4-1/2"
6" x 2-1/2" x 2-1/2"	9"	8-1/2"	7-1/2"	5"

Three-Way Male Outlet - Roof Connections

Application
- Used to create roof connections, or fire pump test connections

Specification
- Provides **250 GPM** minimum per outlet

Back Outlet

Pipe Size	(3) Outlets Male	Cast Brass Part #
4"	2-1/2" NPT	FR3C4025
6"	2-1/2" NPT	FR3C6025
	2-1/2" NST (NH)	FR3C6025F

Dimensions

Size	A	B	C
4" x 2-1/2" x 2-1/2" x 2-1/2"	12-3/4"	8-3/4"	5-1/4"
6" x 2-1/2" x 2-1/2" x 2-1/2"	15-3/8"	9-3/4"	7-5/8"

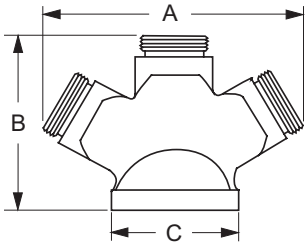

Bottom Outlet

Pipe Size	(3) Outlets Male	Cast Brass Part #
4"	2-1/2" NPT	90FR3C4025
	2-1/2" NST (NH)	90FR3C4025F
6"	2-1/2" NPT	90FR3C6025
	2-1/2" NST (NH)	90FR3C6025F

Dimensions

Size	A	B	C	D
4" x 2-1/2" x 2-1/2" x 2-1/2"	7-3/4"	11-3/4"	4-7/16"	6-1/4"
6" x 2-1/2" x 2-1/2" x 2-1/2"				

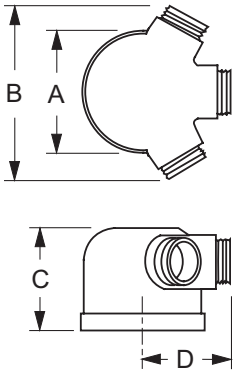

Sleeve for Sidewalk (Free Standing) Connections

Application
- Used in conjunction with a sidewalk escutcheon and a 90° double clapper Siamese to create a sidewalk (free standing) fire department connection
- Finishes: -P polished, -C polished chrome plated

Pipe Size	Length	Brass Part #
4"	18"	SS418-P
		SS418-C
	24"	SS424-P
		SS424-C
6"	18"	SS618-P
		SS618-C
	24"	SS624-P
		SS624-C

F

Single Clapper Siamese Connections

Features
- Single swing clapper with (2) pin lug swivel inlets
- Design provides unobstructed waterway
- Exposed Fire Department Connections (FDC) provide an economical method of satisfying local fire codes
- Branding: Auto-Spkr
- Replacement swivels can be ordered on page 73
- Finishes: -P polished or -C polished chrome plated

Specifications
- Maximum operating pressure: **250 PSI** at **70°F (21°C)**
- Provides **500 GPM** minimum to supplement the fire protection as an auxiliary inlet connection to the water supply (**250 GPM** minimum per inlet)

Back Outlet

Approval
- UL listed and FM approved

Outlet Female NPT Thread	(2) Inlets Female Thread	Cast Brass Part #
4"	2-1/2" NST (NH)	SCS4025F
		ISCS4025F [1]

[1] Imported

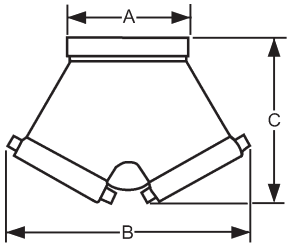

Dimensions

Size	A	B	C
4" x 2-1/2" x 2-1/2"	5-1/8"	9"	6-1/16"

NOTE: Dimensions match SCS4025F and SCS4025NYFD

Bottom Outlet

Approval
- UL listed

Outlet Female NPT Thread	(2) Inlets Female Thread	Cast Brass Part #
4"	2-1/2" NST (NH)	90SCS4025F
		90ISCS4025F[1]

[1] Imported

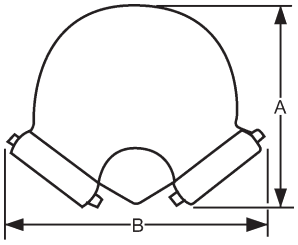

Dimensions

Size	A	B
4" x 2-1/2" x 2-1/2"	6-7/8"	9-7/8"

NOTE: Dimensions match 90SCS4025F and 90SCS4025NYFD

Double Clapper Siamese Connections

Features
- Double drop clapper with (2) pin lug swivel inlets provides required **500 GPM** minimum to supplement the fire protection as an auxiliary inlet connection to the water supply (**250 GPM** minimum per inlet)
- Exposed Fire Department Connections (FDC) provide an economical method of satisfying local fire codes
- Finish: -P polished or -C polished chrome plated

Specification
- Maximum operating pressure: **175 PSI** at **70°F (21°C)**

Approval
- UL listed and FM approved

Back Outlet

Outlet Female NPT Thread	(2) Inlets Female Thread	Branding	Cast Brass Part #
4"	2-1/2" NST(NH)	AutoSprinkler	DCS4025F
			DCS4025F-P
			DCS4025F-C
		StandPipe	DCS4025F-SP
		No Branding	DCS4025F-NB
	3" NST(NH)	AutoSprinkler	DCS4030F
	3" NYFD		DCS4030NYFD
6"	2-1/2" NST(NH)		DCS6025F[1]
	2-1/2" NST(NH)	StandPipe	DCS6025F-SP[1]

Dimensions

Size	A	B
4" x 2-1/2" x 2-1/2"	9-5/8"	12-1/4"
6" x 2-1/2" x 2-1/2"	10-1/4"	11-3/4"
4" x 3" x 3"	10"	12-1/2"
6" x 3" x 3"	10-3/8"	12-1/2"

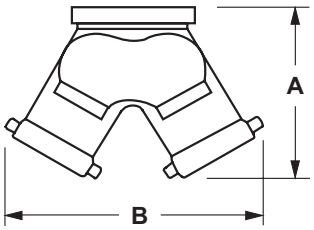

Bottom Outlet

Outlet Female NPT Thread	(2) Inlets Female Thread	Branding	Cast Brass Part #
4"	2-1/2" NST(NH)	AutoSprinkler	90DCS4025F
			90DCS4025F-P
			90DCS4025F-C
		StandPipe	90DCS4025F-SP
		No Branding	90DCS4025F-NB
	3" NST(NH)	AutoSprinkler	90DCS4030F
	3" NYFD		90DCS4030NYFD
		StandPipe	90DCS4030NYFDSP
6"	2-1/2" NST(NH)	AutoSprinkler	90DCS6025F[1]
		StandPipe	90DCS6025F-SP[1]
	3" NYFD	AutoSprinkler	90DCS6030NYFD[2]

polished

Dimensions

Size	A	B	C
4" x 2-1/2" x 2-1/2"	11-3/4"	9-5/8"	7-1/4"
6" x 2-1/2" x 2-1/2"	11-3/4"	10-3/4"	
4" x 3" x 3"	12-1/2"	10-1/8"	
6" x 3" x 3"	12-1/4"	10-7/8"	

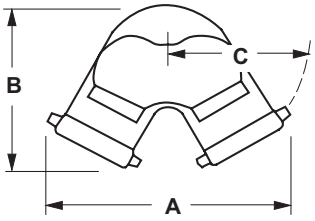

NOTE: Special threads, branding, and finishes are available, consult Dixon® for information
NOTE: Replacement swivels can be ordered on page 73
[1] Models are not UL listed or FM approved
[2] Models are UL listed but not FM approved

F

Triple Clapper Siamese Connections

Feature
- Branding: see below
- Finishes: -P polished or -C polished chrome plated

Specification
- Maximum operating pressure: **175 PSI** at **70°F (21°C)**

polished

Back Outlet

Outlet Female NPT Thread	(3) Inlets Female NST (NH) Thread	Branding	Cast Brass Part #
4"	2-1/2"	AutoSprinkler	TCS4025F
		StandPipe	TCS4025F-SP
		No Branding	TCS4025F-NB
6"		AutoSprinkler	TCS6025F
		StandPipe	TCS6025F-SP
		No Branding	TCS6025F-NB

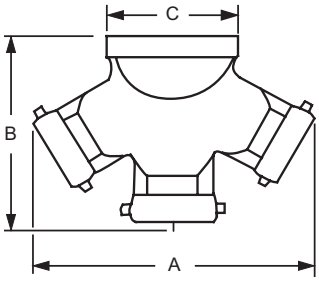

Dimensions

Size	A	B	C
4" x 2-1/2" x 2-1/2" x 2-1/2"	13-3/4"	10-1/2"	5"
6" x 2-1/2" x 2-1/2" x 2-1/2"			7-1/2"

Bottom Outlet

Outlet Female NPT Thread	(3) Inlets Female NST (NH) Thread	Branding	Cast Brass Part #
4"	2-1/2"	AutoSprinkler	90TCS4025F
		No Branding	90TCS4025F-NB
6"		AutoSprinkler	90TCS6025F
		No Branding	90TCS6025F-NB

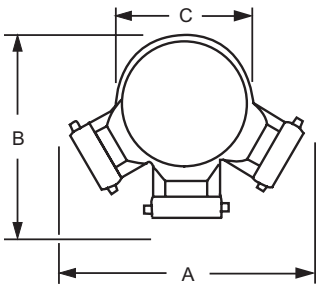

Dimensions

Size	A	B	C
4" x 2-1/2" x 2-1/2" x 2-1/2"	14-1/2"	11-1/2"	7-5/8"
6" x 2-1/2" x 2-1/2" x 2-1/2"			

NOTE: Special threads, branding, and finishes are available; consult Dixon® for information
NOTE: Replacement swivels can be ordered on page 73

F

Reversible Concealed Angle Siamese Body

Application
- Stainless steel FDC provides water up to 90 stories without auxiliary pumping systems

Sizes
- Bodies: 4" and 6"
- Snoots: 2-1/2" x 2-1/2" and 2-1/2" x 3"

Features
- Uniquely designed clappers are fully reversible with perpendicular trunnion, allowing one body to be installed for top or bottom connections
- Concealed unit mounts behind a wall plate; escutcheon sold separately for exposed installation

Materials
- Body: 316 stainless steel
- Shutters: 4" x 2-1/2": brass
  6" x 3": 316 stainless steel
- Snoots: 316 stainless steel
- Pivot pins: brass on concealed units, stainless steel on exposed units

Specifications
- 4" x 2-1/2" maximum working pressure: **500 PSI**
- 6" x 3" maximum working pressure: **600 PSI**

Approvals
- 4" x 2-1/2" is FM Approved
- 6" x 3" is FM and New York Fire Department approved

Inlet	(2) Outlets	Description	Stainless Steel Part #
4" NPT	2-1/2" NPT	concealed angle body	4025REV90SS
6" grooved	3" NPT	concealed straight body	DCS6030GSS
6" NPT	3" NPT	concealed or exposed angle body	90CREV6030SS
		concealed or exposed angle body polished	90CREV6030SS-P
		reversible fire department connection assembly for concealed or exposed installation with proper identification plate	90CREV6030SSPAT

4" X 2-1/2"
(unpolished finish)

6" X 3"
(unpolished finish)

6" X 3"
(polished finish)

F

Open Snoots

Swivel	NPT Thread	Stainless Steel Female Part #	Stainless Steel Male Part #
2-1/2" NST (NH)	2-1/2"	SF250FSS	SM250FSS
	3"	SF2530FSS	SM2530FSS
3" NST (NH)	3"	SF300FSS	SM300FSS
3" NYFD	3"	SF300NYFDSS	SM300NYFDSS

2-1/2" x 3" male
(polished satin finish)

3" x 3" male
(polished satin finish)

Reversible Concealed Angle Siamese Bodies

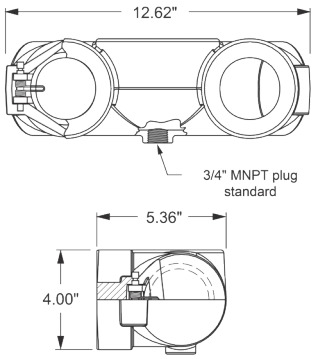

Features
- Fully reversible with a perpendicular trunnion allowing one body to be installed for top and bottom connections
- Bodies require wall plate WP2 see page 97

Specification
- Maximum operating pressure: **250 PSI** at **70°F (21°C)**

Approvals
- UL listed
- Approved by New York City Board of Standards and Appeals

Outlet Female NPT Thread	(2) Inlets Female NPT Thread	Brass Part #
4"	2-1/2"	4025REV90
	3"	4030REV90

Reversible Concealed Angle Siamese Bodies

F

Features
- Fully reversible with a perpendicular trunnion allowing one body to be installed for top and bottom connections
- Replaces 23-391 bodies

Specification
- Maximum operating pressure: **250 PSI** at **70°F (21°C)**

Outlet Female NPT Thread	(2) Inlets Female NPT Thread	Brass Part #
5"	2-1/2"	90CREV5025
	3"	90CREV5030
6"	2-1/2"	90CREV6025
	3"	90CREV6030

Dimensions

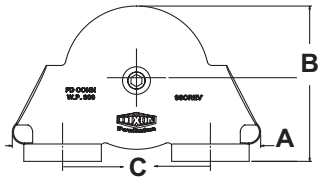

Size	A	B	C
5" x 3" x 3"	12"	9-1/2"	7-5/8"
6" x 2-1/2" x 2-1/2"	12"	7--1/4"	7-5/8"
6" x 3" x 3"	12"	9-1/2"	7-5/8"

Concealed 2-Way Wall Hydrant Bodies

Size
- 7-5/8" center-line

Features
- Drop clappers provide unobstructed waterway
- Flush design is desirable when appearance is a factor
- Double clapper
- Bodies require wall plate WP2 (24-385), see page 97

Specification
- Provides **500 GPM** minimums at **250 GPM** per inlet (ref. NFPA 14)

Approval
- UL listed

Back outlet

Outlet Female NPT Thread	(2) Inlets Female NPT Thread	Brass Part #
4"	2-1/2"	CDMHCB40225
	3"	CDMHCB40230
5"	3"	CDMHCB50230
6"	2-1/2"	CDMHCB60225
	3"	CDMHCB60230

Dimensions

Size	A	B	C
4" x 2-1/2" x 2-1/2"	11-1/8"	6"	7-5/8"
4" x 3" x 3"	12-1/4"	8-1/8"	7-5/8"
5" x 3" x 3"	11-13/16"	7-5/16"	7-5/8"
6" x 2-1/2" x 2-1/2"	11-1/8"	7-3/8"	7-5/8"
6" x 3" x 3"	12-1/4"	8-1/4"	7-5/8"

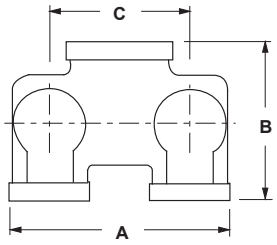

F

Bottom outlet

Outlet Female NPT Thread	(2) Inlets Female NPT Thread	Brass Part #
5"	3"	90CDMHCB50230
6"	2-1/2"	90CDMHCB60225
	3"	90CDMHCB60230

Dimensions

Size	A	B	C
5" x 3" x 3"	12"	9-1/2"	7-5/8"
6" x 2-1/2" x 2-1/2"	12"	7-1/4"	7-5/8"
6" x 3" x 3"	12"	9-1/2"	7-5/8"

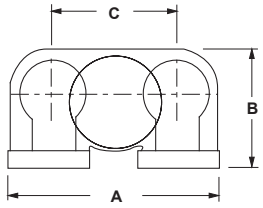

Spring Check Type Snoots - Pin Lug

Feature
- Other configurations are also available, consult Dixon® for information
- Finishes: -P polished, -C polished chrome plated

Specification
- Maximum operating pressure: **175 PSI** at **70°F (21°C)**

Female Outlet

Feature
- Connections are attached to the bodies with pipe nipples (not included)

Specification
- Female NPT rigid with hexagon by female hose thread to swivel

polished chrome plated

Outlet Female NPT Thread	Inlet Female NST (NH) Thread	Cast Brass Part #
3"	2-1/2"	CSSTF25F30T-P
		CSSTF25F30T-C
	3"	CSSTF30F30T-P

Dimensions

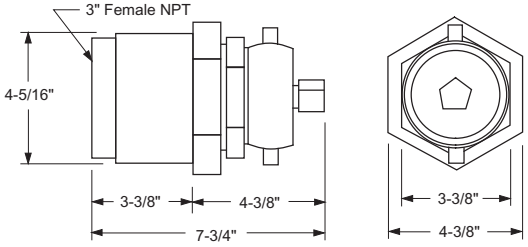

Male Outlet

Feature
- Used when a direct connection to bodies is desired
- Finishes: -P polished, -C polished chrome plated

Specification
- Male NPT x 2-1/2" female hose thread to swivel



polished

Outlet Male NPT Thread	Inlet Female NST (NH) Thread	Cast Brass Part #
3"	2-1/2"	CSSTM25F30T-P
		CSSTM25F30T-C
	3"	CSSTM30F30T-P
		CSSTM30F30T-C

Dimensions

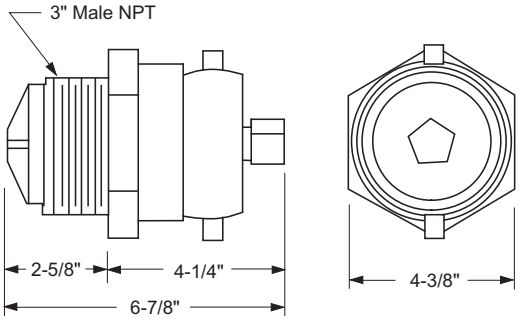

NOTE: Under no circumstances should a check snoot be installed directly into a pipe, as this may prevent the snoot from opening. Install directly into the appropriate standpipe body only.

Clapper Type Snoots - Pin Lug

Features
- Other sizes and threads are available, consult Dixon® for information
- Finishes: -P polished, -C polished chrome plated

Approval
- UL listed

Outlet Female NPT Thread	Inlet Female NST (NH) Thread	Cast Brass Part #
3"	2-1/2"	CSCTF25F30T-P
		CSCTF25F30T-C

polished chrome plated

Outlet Male NPT	Inlet Female NST (NH)	Cast Brass Part #
3"	2-1/2"	CSCTM25F30T-P
		CSCTM25F30T-C

polished

Wall Plate for Double Clapper Siamese Assemblies

Features
- 4-hole and 6-hole wall plates available, consult Dixon for information
- Finishes: -P polished, -C polished chrome plated

Hole Size	Branding	Brass Part #
3-3/8"	AutoSprinkler	WP2HAS-P
		WP2HAS-C
	StandPipe	WP2HSP-P
		WP2HSP-C
	AutoSprinkler StandPipe Combo	WP2H-ASSP-P
		WP2H-ASSP-C
	Hydrant	WP2H-HY-P
	PumpTest	WP2H-PT-P
		WP2H-PT-C

Dimensions

Hole Size	A	B	C	D
3-3/8"	14"	8"	7-5/8"	4-15/16"

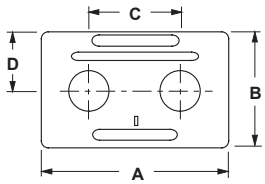

Wall Plate for Concealed 3-Way Bodies

Features
- 4-hole and 6-hole wall plates available, consult Dixon for information
- Finishes: -P polished, -C polished chrome plated

Hole Size	Positioned	Branding	Brass Part #
3-5/8"	Horizontal	AutoSprinkler	WP3HAS-P
			WP3HAS-C
		StandPipe	WP3HSP-P
			WP3HSP-C

Dimensions

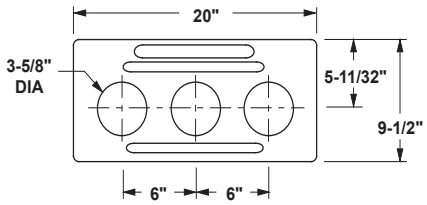

F

Double Clapper Concealed Type Siamese Assemblies

Features
- Fully reversible with a perpendicular trunnion allowing one body to be installed for top and bottom connections
- Branded: 'standpipe', 'auto-spkr', 'auto-spkr-standpipe'
- Complete unit consisting of the following six parts: (1) 4025REV90, or 4030REV90, or 90CREV6025, (1) 24-385 plate, (2) 23-270 double female connections, (2) 17-127 plugs with chains
- Finishes: -P polished or -C polished chrome plated

Specification
- Maximum operating pressure: **250 PSI**

Approvals
- UL listed, FM approved

Outlet Female NPT Thread	(2) Inlets Female NST (NH) Thread	Branding	Cast Brass Part #
4"	2-1/2"	AutoSprinkler	2WCA4025F-P
		StandPipe	2WCA4025F-SP-P
		AutoSprinkler	2WCA4025F-C
		StandPipe	2WCA4025F-SP-C
	3"	AutoSprinkler	2WCA4030F-P
6"	2-1/2"	AutoSprinkler	2WCA6025F-P
		StandPipe	2WCA6025F-SP-P
		AutoSprinkler	2WCA6025F-C
		StandPipe	2WCA6025F-SP-C

NOTE: Other branding and finishes are also available, consult Dixon® for information

F

2-Way Sidewalk Siamese Assemblies

Feature
- Complete unit consists of: (1) 21-133 90° Siamese body, double clapper, (2) 17-127 pin lug plugs with chains, (1) 23-404 sleeve, (1) 24-405 escutcheon plate
- Finishes: -P polished or -C polished chrome plated

Approvals
- UL listed, FM approved

Outlet Female NPT Thread	(2) Inlets Female Thread	Cast Brass Part #
4"	2-1/2"	2WSA4025F
		2WSA4025F-SP
6"		2WSA6025F
		2WSA6025F-SP

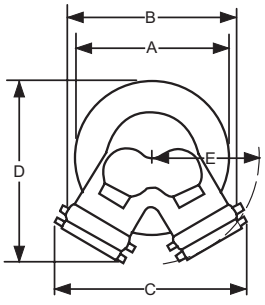

Dimensions

Size	A	B	C	E	F
4" x 2-1/2" x 2-1/2"	9-1/4"	10-3/8"	10-3/4"	10-3/8"	6-5/8"
6" x 2-1/2" x 2-1/2"	11-1/4"	10-1/2"	11-3/4"	13"	7-1/4"

NOTE: Some components UL listed/FM approved, not entire assembly

Single Inlet Residential Sprinkler Connection

Application
- Complete single inlet connection (exposed type) used on residential automatic sprinkler systems

Feature
- Complete unit consists of: (1) 17-127 1-1/2" pin lug plug with chain and (1) 24-209 4-7/16" OD round escutcheon plate with swivel

Inlet Female NST (NH) Thread	Outlet Female NPT Thread	Cast Brass Part #
1-1/2"	1-1/2"	RIC150F

Single Inlet Connections

Features
- Provides a complete exposed single inlet connection
- Complete unit consists of: (1) 24-209 round plate branded Auto Sprinkler, (1) 23-270 double female or 09-215 male and female connection, (1) 17-127 pin lug plug with chain
- Swivel end
- Finish: -P polished or -C polished chrome plated

Specification
- Rigid hexagon end of either connection is 2-1/2" NPT

Inlet Female NST (NH) Thread	Outlet Female NPT Thread	Brass Part #
2-1/2"	2-1/2"	SIC250F
		SIC250F-P
		SIC250F-C

Single Hydrant Connection

Features
- Complete unit consists of: (1) 24-209 round plate branded 'Wall Hydrant', (1) 23-272: 2-1/2" female and male connection, (1) 17-126 cap with chain
- Finish: -P polished or -C polished chrome plated

Inlet Female NPT Thread	Outlet Male NST (NH) Thread	Cast Brass Part #
2-1/2"	2-1/2"	MOCA250F

Exposed 2-Way Wall Hydrants

Features
- DMOCA40225F consists of: (1) REP400HY round plate branded 'Wall Hydrant', (1) FRC4025F: 2-1/2" female and male connection, (2) FC250F cap with chain
- DMOCA60225F consists of: (1) REP600HY round plate branded 'Wall Hydrant' (1) FRC6025F: 2-1/2" female and male connection, (2) FC250F cap with chain
- Finish: -P polished or -C polished chrome plated

Inlet Female NPT Thread	(2) Outlets Male NST (NH) Thread	Cast Brass Part #
4"	2-1/2"	DMOCA40225F
6"		DMOCA60225F

F

Round Identification Plates

REP250AS-C

REP250AS-P

REP400AS

Application
- Used to trim out and identify exposed fire department connections

Size
- For Siamese, made in 9-1/4" diameter for 4" pipe and 11-1/4" diameter for 6" pipe

Material
- Finishes: -P polished, -C polished chrome plated

Pipe Size	Branding	Cast Brass Part #
2-1/2"	Auto-Sprinkler	REP250AS
		REP250AS-P
		REP250AS-C
	Wall Hydrant	REP250HY
	Pump Test	REP250PT
	Standpipe	REP250SP
		REP250SP-P
		REP250SP-C
4"	Auto-Sprinkler	AREP400AS [1]
		REP400AS
		REP400AS-P
		REP400AS-C
	Wall Hydrant	REP400HY
	Standpipe	REP400SP
		REP400SP-P
		REP400SP-C
	Auto-Sprinkler & Standpipe	REP400AS/SP
6"	Auto-Sprinkler	REP600AS
		REP600AS-P
		REP600AS-C
	Standpipe	REP600SP
		REP600SP-P
		REP600SP-C

[1] aluminum

Dimensions

Size	OD	Hole Size
2-1/2"	7-5/8"	3-1/4"
4"	9-1/4"	4-5/8"
6"	11-1/4"	6-3/4"

F

British Instantaneous Fittings

Feature
- Polished finish

Approval
- Meets BS336 specifications

Female x Female Threads

Female BRIT Thread	Female Thread	Brass Part #
2-1/2"	2-1/2" NST (NH)	BID250F
	2-1/2" NPT	BID250T

Female x Male Threads

Female BRIT Thread	Male Thread	Brass Part #
2-1/2"	2-1/2" NST (NH)	BIB250F
	2-1/2" NPT	BIB250T

Male x Female Threads

Male BRIT Thread	Female Thread	Brass Part #
2-1/2"	2-1/2" NST (NH)	BIA250F
	2-1/2" NPT	BIA250T

F

Male x Male Threads

Male BRIT Thread	Male Thread	Brass Part #
2-1/2"	2-1/2" NST (NH)	BIF250F
	2-1/2" NPT	BIF250T

BIE150

BIC150

British Instantaneous Fittings

Hose Shanks

Size	Brass Part #
2-1/2" male BRIT x 1-1/2" hose shank	BIE150
2-1/2" male BRIT x 2-1/2" hose shank	BIE250
2-1/2" female BRIT x 1-1/2" hose shank	BIC150
2-1/2" female BRIT x 2-1/2" hose shank	BIC250

Plug

Size	Brass Part #
2-1/2"	BIDP250

Cap

Size	Brass Part #
2-1/2"	BIDC250

F

International Shore Connections

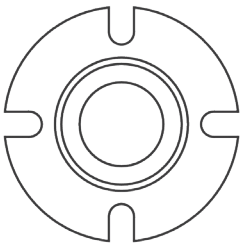

ship connection
09-319

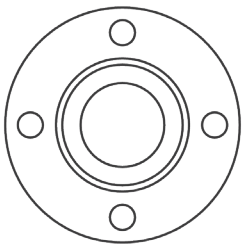

shore connection
09-318

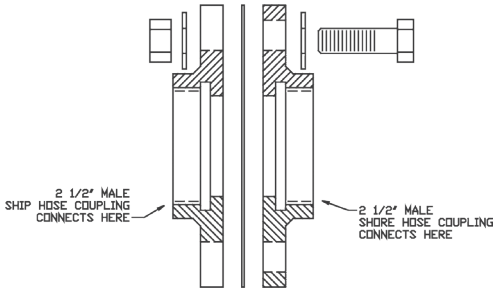

shore side

ship side

Size
- 7" OD brass flange with 4-3/4" holes

Applications
- Makes possible the connection of two different threads between ship and shore or between ships

Feature
- Includes 8 washers, 4 hexagon brass nuts, 4 hex head bolts, 1 washer, 1 fiber gasket

Specifications
- Working pressure: **300 PSI**
- NST (NH) threads standard, also available in NPT and NYFD threads

Approval
- Meets U.S. Coast Guard specifications for vessels 1000 gross tons or more

Description	Brass Part #
shore side	09-318-00001
ship side	09-319-00001

Pick Head Fire Axes

Size
- 36" hickory handle

Feature
- Red trim

Approval
- Listed in the minimum requirements approval guides for outfitting hose houses and hose cabinets by insurance underwriters

Description	Part #
6 lb. axe	PHFA6
axe brackets	PHFA-B-A

Sprinkler Line Tester

Application
- Installs on the last sprinkler head on system branch lines and controls water flow for flushing or testing the system

Inlet	Outlet	Brass Part #
1" female NPT	1" male NPSH	SLT10050

G

Domestic Cast Angle Valves

Material
- Aluminum hand wheel

Specification
- Working pressure: **300 PSI** at **70°F (21°C)**

Approal
- UL listed and FM approved

Female x Male

Inlet Female NPT	Outlet Male Thread	Cast Brass Part #
1-1/2"	1-1/2" NST (NH)	AV150
	1-1/2" NPSH	AV150S
	1-1/2" NPT	AV150T
2-1/2"	2-1/2" NST (NH)	AV250
	2-1/2" NYFD	AV250NYFD[1]

[1] Supplied with red hand wheel

Female x Female

Inlet Female NPT	Outlet Female NPT	Cast Brass Part #
1-1/2"	1-1/2"	AVF150
2-1/2"	2-1/2"	AVF250

Replacement Parts

Description	Part #
aluminum handwheel for 1-1/2" valve	AV150-W
aluminum handwheel for 2-1/2" valve	AV250-W
handwheel nut for 1-1/2" valve	AV150-N
handwheel nut for 2-1/2" valve	AV250-N
valve seal rubber for 1-1/2" valve	AV150-RBR
valve seal rubber for 2-1/2" valve	AV250-RBR

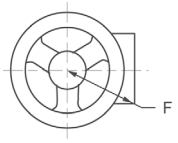

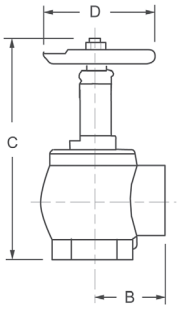

Dimensions

Size	A	B	C closed	C open	D	F
1-1/2"	2-11/64"	2-7/32"	6-5/8"	7-21/32"	3-3/4"	2-13/16"
2-1/2"	3-3/16"	3-3/16"	9-1/4"	11"	5"	3-19/32"

Grooved Angle Valves

Application
- Commercial fire protection

Features
- Easy for contractor to install
- Groove inlet
- Made in the USA

Material
- Nitrile rubber gasket

Specification
- Working pressure: **300 PSI** at **70°F (21°C)**

Approvals
- UL listed, FM approved, ULC approved

Description	Cast Brass Part #
groove x male	AVG250F
groove x groove	AVG250G
groove x female	AVGF250

500# Angle Hose Valves

Applications
- Fire department, gravity and pressure tank connections, test connections, and public water supplies to sprinkler and standpipe systems where it is necessary to access the system for a fire hose connection

Feature
- Red handwheel

Specifications
- Designed and approved to manage **500 PSI** pressures in piping systems
- Maximum operating pressure: **500 PSI** at **70°F (21°C)**

Approvals
- FM approved
- New York City Board of Standards and Appeals, approval # MEA 54-07-E

H

Female x Male

Inlet Female NPT	Outlet Male Thread	Cast Brass Part #
2-1/2"	2-1/2" NST (NH)	AV5-250F
	2-1/2" NYFD	AV5-250NYFD

Female x Female

Inlet Female NPT	Outlet Female NPT	Cast Brass Part #
2-1/2"	2-1/2"	AVF5-250

Global Cast Angle Valves

Features
- Available finishes:
  - cast (standard)
  - polished: -P
  - chrome: -C
  - minimum quantity for special thread, consult Dixon®

Material
- Aluminum handwheel

Specifications
- NPT inlet thread only
- Working pressure: **300 PSI** at **70°F (21°C)**

Approvals
- UL listed and FM approved
- New York City Board of Standards and Appeals, approval # MEA 54-07-E

Female Inlet

Inlet Female NPT	Outlet Male Thread	Cast Yellow DZR Brass Part #
1-1/2"	1-1/2" male NST (NH)	AV150-I
2-1/2"	2-1/2" male NST (NH)	AV250-I
	2-1/2" MNYFD	AV250NYFD-I

Double Female

Features
- Available finish:
  - cast (standard)
  - polished = -P
  - chrome = -C

Material
- Aluminum handwheel

Specifications
- NPT inlet and outlet
- Working pressure: **300 PSI** at **70°F (21°C)**

Approval
- New York City Board of Standards and Appeals, approval # MEA 54-07-E

Inlet Female NPT	Outlet Female NPT	Cast Yellow DZR Brass Part #
1-1/2"	1-1/2"	AVF150-I
2-1/2"	2-1/2"	AVF250-I

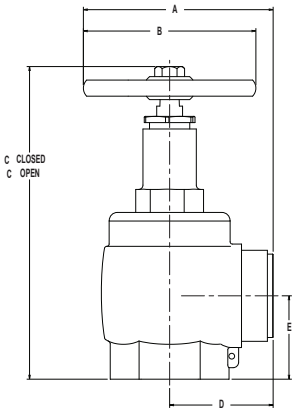

Dimensions

Size	A	B	C closed	C open	D	E	Wt. in Lbs.
1-1/2"	4.13"	3.75"	6.80"	7.78"	2.25"	1.81"	4.4
2-1/2"	5.69"	5.00"	9.00"	10.72"	3.19"	2.59"	9.5

H

Global Forged Angle Hose Valves

Application
- To be used with a fire hose rack assembly; or as a fire department outlet connection

Features
- Red steel handwheel
- Polished or chrome plated parts with other outlet threads are also available, consult Dixon® for information

Specification
- Maximum operating pressure: **300 PSI** at **70°F (21°C)**

Approvals
- UL listed and FM approved

Female x Male

Inlet Female NPT	Outlet Male Thread	Forged Brass Part #
1-1/2"	1-1/2" NST (NH)	AV151
2-1/2"	2-1/2" NST (NH)	AV251
	2-1/2" NYC	AV251NYC
	2-1/2" NYFD	AV251NYFD

Female x Female

Inlet Female NPT	Outlet Female NPT	Forged Brass Part #
1-1/2"	1-1/2"	AVF151
2-1/2"	2-1/2"	AVF251

Replacement Parts

Description	Part #
handwheel for 1-1/2" valve	AV151-WR
handwheel for 2-1/2" valve	AV251-WR
handwheel nut for 1-1/2" and 2-1/2" valve	AV251-N
valve seal rubber for 1-1/2" valve	AV151-RBR
valve seal rubber for 2-1/2" valve	AV251-RBR

handwheel nut

valve seal

H



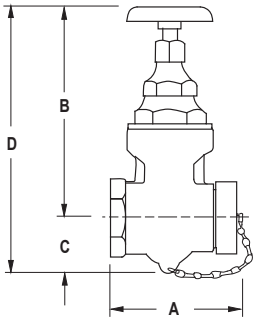

2½"

Non-Rising Stem Wedge Disc Gate Valves

Features
- Cap not included on the NYFD threaded valve and special threaded valves
- Solid wedge disc with tapered seats
- Other configurations are available, contact Dixon® for additional information

Materials
- Red iron handwheel, with brass cap and chain

Specification
- Working pressure: **300 PSI** at **70°F (21°C)**

Approvals
- 2-1/2" UL listed, FM approved, ULC approved

Inlet Female NPT	Outlet Male Thread	UL Listed	Cast Brass Part #
1-1/2"	1-1/2" NST (NH)	no	WDGV150F
2-1/2"	2-1/2" NST (NH)	yes	WDGV250F
	2-1/2" NYFD		WDGV250NYFD

Dimensions

Size	A	B	C	D
1-1/2"	3-49/64"	5-5/8"	1-1/8"	6-3/8"
2-1/2"	6"	10-3/4"	2-1/2"	13-1/4"



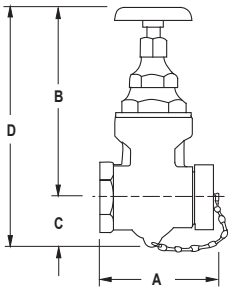

Global Non-Rising Stem Wedge Disc Gate Valves

Features
- Available finishes:
  - cast (standard)
  - polished trim - P
  - cast chrome - RC
  - polished chrome trim - C
- Custom male thread available
- Non-rising stem

Materials
- Cast brass with solid wedge disc and tapered seats
- Red iron wheel handle with cap and chain (cap not supplied on non-standard threads)
- Alloy = DZR brass
- Furnished with 2-1/2" NST brass cap and chain

Specification
- Working pressure: **300 PSI** (**2069 kPa**)

Approvals
- UL listed and FM approved

Inlet Female NPT	Outlet Male NST	UL Listed	Cast DZR Brass Part #
2-1/2"	2-1/2"	yes	GWDGV250F

Dimensions

Size	A	B	C	D
2-1/2"	5"	7-3/4"	2-1/2"	10"

H

Non-Rising Stem Wedge Disc Gate Valves

Application
- For use on standpipes, fire pumps, and hydrants

Features
- Satin finish
- Red handwheel
- Solid wedge disc with tapered seats
- Straightway pattern

Specification
- Working pressure: **300 PSI** at **70°F (21°C)**

Approvals
- UL listed and FM approved

Inlet Female NPT	Outlet Male NST (NH)	Forged Brass Part #
2-1/2"	2-1/2"	WDGV251F
3"		WDGV3025F

Rising Stem Wedge Disc Gate Valves

Features
- Solid wedge disc with tapered seats
- Not recommended for wet standpipe systems, use AV250 (18-157) for this purpose, see page 104
- Other configurations are available, contact Dixon® for additional information

Materials
- Red iron handwheel, with brass cap and chain

Inlet Female NPT	Outlet Male	Working Pressure PSI	UL Listed	Cast Brass Part #
2-1/2"	2-1/2" NST (NH)	**200**	no	RWDGV250F
3"		**300**	yes	RWDGV3025F

Dimensions

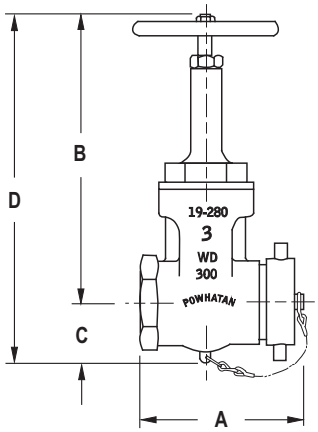

Size	A	B closed	C	D closed	D open
2-1/2"	6-1/2"	11	2-1/2"	13-1/2"	16-1/4"
3" x 2-1/2"	6-3/16"				

H

Single Hydrant Gate Valves with Hand Wheel

Applications
- Used to throttle the flow from a fire hydrant preventing damage to the hydrant
- For use on standpipes and fire pumps where UL listing is required

Features
- O-ring seal
- Other configurations are available, contact Dixon® for additional information

Specification
- Maximum operating pressure: **175 PSI** (water only) at **70°F (21°C)**

Approval
- UL listed

Inlet Female	Outlet Male	Cast Red Brass Part #
2-1/2" NST (NH)	2-1/2" NST (NH)	UHGV250F
		UHGV250F-D

Replacement Part

Description	Part #
handwheel	UHGV250-W

Single Hydrant Gate Valves with Speed Handle

Applications
- Used to throttle the flow from a fire hydrant preventing damage to the hydrant
- For use on hydrants, standpipes, and fire pumps

Feature
- Other configurations are available, contact Dixon for additional information

Materials
- Pin lug swivel, non-rising stem, aluminum speed handle
- Rubber seal

Specification
- Maximum operating pressure: **175 PSI** (water only) at **70°F (21°C)**

Inlet Female	Outlet Male	Cast Red Brass Part #
2-1/2" NST (NH)	2-1/2" NST (NH)	HGV250F
		HGV250F-D
	2-1/2" NPSH	HGV250

Replacement Part

Description	Aluminum Part #
speed handle	HGV250-H

H

Single Hydrant Gate Valves with Handwheel

Applications
- Protects fire hydrants from damage that can occur if they are used for throttling
- For use on hydrants, standpipes, and fire pumps

Materials
- Pin lug swivel, non-rising stem, red handwheel
- Metal to metal seal

Specification
- Maximum operating pressure: **300 PSI** (water only) at **70°F (21°C)**

Approval
- UL listed

Inlet Female	Outlet Male	Forged Brass Part #
2-1/2" NST (NH)	2-1/2" NST (NH)	HGVW250F

Replacement Part

Description	Part #
handwheel	HGVW250-W

Hydrant Gate Valves with Speed Handle

Application
- Protects fire hydrants from damage that can occur if they are used for throttling

Size
- Full 2-1/2" waterway

Material
- Anodized throughout - minimum thickness 0.001"

Specification
- Test pressure: **250 PSI**,
- Working pressure: **100 PSI** at **70°F (21°C)**

Inlet Female Swivel	Outlet Male	Aluminum Alloy, 356-T6 Part #
2-1/2" NPSH	2-1/2" NPSH	AHGV250
2-1/2" NST (NH)	2-1/2" NST (NH)	AHGV250F

Replacement Parts

handwheel and knob

Description	Part #
handwheel and knob	HGV-HDWHL
knob only	HGV-KNOB

Global Hydrant Gate Valves with Speed Handle

Application
- Protects fire hydrants from damage that can occur if they are used for throttling

Materials
- Pin lug swivel, non-rising stem, aluminum speed handle
- Non-metalic seal

Specification
- Maximum operating pressure: **175 PSI** (water only) at **70°F (21°C)**

Inlet Female NST (NH)	Outlet Male NST (NH)	Aluminum Alloy Part #
2-1/2"	2-1/2"	AHGV250F-I

Replacement Part

Description	Aluminum Part #
speed handle	AHGV250F-H

H

Large Diameter (LDH) Gate Valves

Application
- Used on the suction intake and discharge sides of a pumper or on a hydrant

Size
- 4-1/2" minimum waterway

Features
- 30° elbow needs only eight easy turns to open and close
- Non-rising stem, with an air bleed off

Material
- Finish anodized throughout - minimum thickness 0.001"

Specification
- Maximum operating pressure: **280 PSI** at **70°F (21°C)**, without relief valve

Storz x Storz

Inlet Storz	Outlet Storz	Length	Width	Height	Aluminum Alloy, 356-T6 Part #
4"	4"	9"	6-1/4"	19-1/2"	SGV440
	5"		7-3/4"		SGV450
5"	4"	9"	7-3/4"	19-1/2"	SGV540
	5"				SGV550

NOTE: All measurements include handles

Storz x Storz 30° with Air Bleeder

Inlet Storz	Outlet Storz	Length	Width	Height	Aluminum Alloy, 356-T6 Part #
4"	4"	9"	6-1/4"	20.0"	SGV30-440
	5"		7-3/4"		SGV30-450
5"	4"	9"	7-3/4"	20.0"	SGV30-540
	5"				SGV30-550

NOTE: All measurements include handles

Storz x Female Swivel

Inlet Storz	Outlet Female NST Swivel	Length	Width	Height	Aluminum Alloy, 356-T6 Part #
4"	4"	9"	6"	19-1/2"	FSGV440F
	4-1/2"		6-1/2"		FSGV445F
	5"		7"		FSGV450F
	6"		8"		FSGV460F
5"	4"	9"	6"	19-1/2"	FSGV540F
	4-1/2"		6-1/2"		FSGV545F
	5"		7"		FSGV550F
	6"		8"		FSGV560F

NOTE: All measurements include handles

H

Wharf Hydrants

Application
- Used to provide a fire department outlet connection

Features
- Pentagon nut at top of spindle discourages unauthorized use
- Hydrostatically tested

Specification
- Maximum operating pressure: **300 PSI** at **70°F (21°C)**

Inlet Female NPT	Outlet Male NST (NH)	Height Open	Height Closed	Cast Brass Part #
3"	2-1/2"	16.38	14.25	WHYD3025F
4"	2-1/2"	16.38	14.25	WHYD4025F
	4-1/2"	18.13	15.63	WHYD4045F

Replacement Parts

Description	Part #
optional hand wheel	46-030-00025
pentagon hex nut	44-251-00006

hand wheel

pentagon hex nut

Forestry Grade 1/4 Turn Ball Type Wye Valves

Material
- Cast aluminum swivel inlet, anodized body, hard-coated threads

Specification
- 1" and 1-1/2" for use up to **600 PSI** (water/AFFF only); 2-1/2" for use up to **400 PSI** (water/AFFF only)

Approval
- Built to U.S. Forest Service specifications

Female Thread	(2) Male Threads	Cast Aluminum Part #
1" NPSH	1" NPSH	FWV10S10S
1-1/2" NPSH	1-1/2" NPSH	FWV15S15S
1-1/2" NST (NH)	1-1/2" NST (NH)	FWV15F15F
2-1/2" NST (NH)	1-1/2" NST (NH)	FWV25F15F
	2-1/2" NST (NH)	FWV25F25F

1" - 1-1/2"

2-1/2"

H

1/4 Turn Ball Type Wye Valve

Features
- Rocker lug swivel
- Operates easily under high pressure
- Handles are not field replaceable
- Seals on the ball are field adjustable and field replaceable

Specification
- Maximum operating pressure: **175 PSI** (water only) at **70°F (21°C)**

Approval
- Meets NSN specifications # 4210-00-255-0234

Inlet Female	(2) Outlets Male	Cast Brass Part #
2-1/2" NST (NH)	1-1/2" NPSH	S7337S

Full Flow 1/4 Turn Ball Type Wye Valves

Application
- Recommended for charged pre-connected hose lines

Features
- Pin lug swivel
- Other configurations are available, contact Dixon® for additional information

Specification
- Maximum operating pressure: **175 PSI** (water only) at **70°F (21°C)**

Inlet Female Swivel	(2) Outlets Male	Cast Brass Part #
1-1/2" NPSH	1-1/2" NPSH	S7100-15S
1-1/2" NST (NH)	1-1/2" NST (NH)	S7100-15
2-1/2" NST (NH)		S7100

Leader Line 1/4 Turn Ball Type Wye Valve

Feature
- Body painted red with chrome trim

Specification
- Maximum operating pressure: **400 PSI** (water only) at **70°F (21°C)**

Inlet Female NST (NH)	(2) Outlets Male NST (NH)	Brass Part #
2-1/2"	1-1/2"	LLBV2515F

1/4 Turn Plug Type Wye Valves



Features
- Pin lug swivel
- Not recommended for charged pre-connected hose ⚠

Specification
- Maximum operating pressure: **175 PSI** (water only) at **70°F (21°C)**

Inlet Female NST (NH)	(2) Outlets Male	Cast Brass Part #
2-1/22	1-1/2" NST (NH)	S6175
	1-1/2" NPSH	S6175S

H

2-Way Ball Valves

Inlet Female Swivel	(2) Outlet Male	Aluminum Part #
1-1/2" NST (NH)	1-1/2" NST (NH)	FMBV15F15F
1-1/2" NPSH	1-1/2" NPSH	FMBV15S15S
2-1/2" NST (NH)	1-1/2" NST (NH)	FMBV25F15F
	2-1/2" NST (NH)	FMBV25F25F
4" NST (NH)	2-1/2" NST (NH)	FMBV40F25F
4-1/2" NST (NH)	2-1/2" NST (NH)	FMBV45F25F

1-1/2"

2-1/2"

3" - 6"

Plain Wyes with Pin Lugs

Features

- Divides one stream into two
- Other configurations are available, contact Dixon® for additional information

Inlet Female	(2) Outlets Male	Cast Brass Part #
1-1/2" NST (NH)	1-1/2" NST (NH)	PW15F15F
1-1/2" NPSH	1-1/2" NPSH	PW15S15S
2-1/2" NST (NH)	1-1/2" NST (NH)	PW25F15F
	2-1/2" NST (NH)	PW25F25F

H

Straight Globe Valves



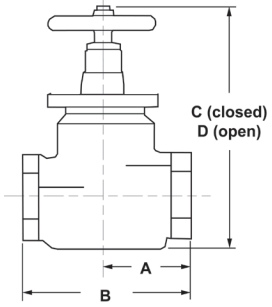

Applications
- Used with a fire hose rack assembly, or as a fire department outlet connection
- Ideal for wet and combination systems

Material
- Aluminum handwheel

Specification
- Maximum operating pressure: **300 PSI** at **70°F (21°C)**

Female x Male

Inlet Female NPT	Outlet Male NST (NH)	Cast Brass Part #
1-1/2"	1-1/2"	SGV150F
2-1/2"	2-1/2"	SGV250F

Female x Female

Inlet Female NPT	Outlet Female NPT	Cast Brass Part #
1-1/2"	1-1/2"	SGVF150
2-1/2"	2-1/2"	SGVF250

Dimensions

Size	A	B	C closed	D open
1-1/2"	2-3/8"	4-3/4"	7-1/4"	8"
2-1/2"	3-9/32"	6-9/16"	7-3/8"	8-1/8"

Angled Ball Drip Valves



Feature
- Seals automatically under pressure

Specifications
- Installed horizontally, the ball seats at approximately **8-10 PSI**
- Working pressure: **175 PSI** at **70°F (21°C)**

Male NPT	Male NPT	Brass Part #
1/2"	1/2"	ASBDV50
3/4"	3/4"	ASBDV75

Straight Ball Drip Valves



Application
- Designed to drain the low point of a system

Features
- Place valve between a fire department connection and a swing check valve
- Seals automatically under pressure
- Install horizontally

Specification
- Working pressure: **175 PSI** at **70°F (21°C)**

Male NPT	Male NPT	Brass Part #
1/2"	1/2"	SBDV50
3/4"	3/4"	SBDV75

Factory Set Pressure Reducing Brass Angle Valves

c UL us LISTED

Features

- True combination shut-off and pressure reducing valves
- Female x female valves have an open / closed indicator bonnet for confirmation of status
- Tamper resistant and automatic
- Available with a tamper proof switch
- All debris must be flushed from the system prior to being placed into service
- Complete switch, bracket, and housing available for field mounting; consult Dixon® for price and availability
- Other configurations are available, contact Dixon for additional information

Specification

- 1-1/2" reduces inlet pressure of **300 PSI** (**2069 kPa**) or less to working pressures of **10** through **175 PSI** (**69-1207 kPa**); 2-1/2" reduces inlet pressures of **400 PSI** (**2758 kPa**) or less to working pressures of **20** - **175 PSI** (**138-1207 kPa**) under discharge or static conditions

Approvals

- UL listed for Automatic Sprinkler Systems as floor or zone control valves
- Standpipe Systems, Class I, II and III
- Automatic Check Valve for Dual Riser Systems
- Approved by New York City Board of Standards and Appeals, approval # MEA 54-07-E
- Approved by City of Los Angeles and the City of San Francisco (ULC 2½")

Female x Male

Inlet Female NPT	Outlet Male NST (NH)	Cast Brass Part #
1-1/2"	1-1/2"	NAPRAV150F-15
		NAPRAV150F-20
		NAPRAV150F-25
		NAPRAV150F-30
		NAPRAV150F-35
2-1/2"	2-1/2"	NAPRAV250F-55
		NAPRAV250F-60
		NAPRAV250F-65
		NAPRAV250F-70
		NAPRAV250F-75
		NAPRAV250F-80

Female x Female

Inlet Female NPT	Outlet Female NPT	Cast Brass Part #
1-1/2"	1-1/2"	NAPRAVF150-15
		NAPRAVF150-20
		NAPRAVF150-25
		NAPRAVF150-30
		NAPRAVF150-50
2-1/2"	2-1/2"	NAPRAVF250-55
		NAPRAVF250-60
		NAPRAVF250-65
		NAPRAVF250-70
		NAPRAVF250-75
		NAPRAVF250-80

Dimensions

Size	A	B	C	D	E closed	E open
1-1/2"	2-7/32"	4-5/32"	3-7/8"	3-3/4"	9-25/64"	8-53/64"
2-1/2"	3-7/32"	6-3/32"	5-3/4"	5-3/4"	11-3/8"	10-13/16"

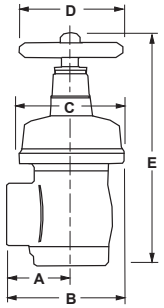

H

Factory Set Pressure Reducing Brass Standard Globe Valve

Approval
- UL listed



Female x Female

Inlet Female NPT	Outlet Female NPT	Cast Brass Part #
2-1/2"	2-1/2"	NAPRVF250-55
		NAPRVF250-60
		NAPRVF250-65
		NAPRVF250-70
		NAPRVF250-75
		NAPRVF250-80

Grooved x Grooved

Inlet Grooved	Outlet Grooved	Cast Brass Part #
2-1/2"	2-1/2"	NAPRVGT250-55
		NAPRVGT250-60
		NAPRVGT250-65
		NAPRVGT250-70
		NAPRVGT250-75

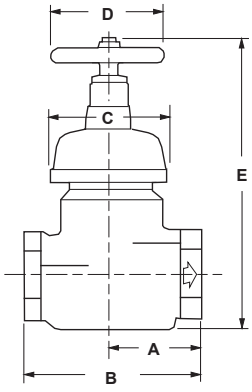

Dimensions

Size	Style	A	B	C	D	E closed	E open
2-1/2"	NPT grooved	3-7/8"	7-3/4"	5-3/4"	5-3/4"	12-3/4"	12-13/16"
		4-3/8"	8-3/4"				



Accessories

Description	Part #
2-1/2" tamper switch bracket kit (bonnet, nut, switch, bracket)	4201901587
switch bracket only	18-458-00017
replacement handles for 1-1/2" valves	AV150-W
replacement handles for 2-1/2" valves	46-030-00025

H

Factory Set Pressure Reducing (regulating) Valves

Feature
- (4) drilled and tapped bosses:
  - two on each side for upstream and downstream pressure monitoring
  - saves installation time and provides a cleaner appearance
- Tamper switch available

Specification
- 2-1/2" size reduces inlet pressures of **400 PSI** (**2758 kPa**) or less to desired working pressures from **20** - **175 PSI** (**138**-**1207 kPa**) under discharge or static conditions

Approval
- UL listed

Angle Grooved x Grooved

Inlet Grooved	Outlet Grooved	Cast Brass Part #
2-1/2"	2-1/2"	NAPRAVGT250-55
		NAPRAVGT250-60
		NAPRAVGT250-65
		NAPRAVGT250-70
		NAPRAVGT250-75
		NAPRAVGT250-80
		NAPRAVGT250-85
		NAPRAVGT250-95

Angle Grooved x Female

Inlet Grooved	Outlet Female NPT	Cast Brass Part #
2-1/2"	2-1/2"	NAPRAVGFT250-55
		NAPRAVGFT250-60
		NAPRAVGFT250-65
		NAPRAVGFT250-70
		NAPRAVGFT250-75
		NAPRAVGFT250-80
		NAPRAVGFT250-85
		NAPRAVGFT250-95

Globe Female x Female

Inlet Female NPT	Outlet Female NPT	Cast Brass Part #
2-1/2"	2-1/2"	NAPRVFT250-55
		NAPRVFT250-60
		NAPRVFT250-65
		NAPRVFT250-70
		NAPRVFT250-75
		NAPRVFT250-80
		NAPRVFT250-85

Globe Grooved x Grooved

Inlet Grooved	Outlet Grooved	Cast Brass Part #
2-1/2"	2-1/2"	NAPRVGT250-55
		NAPRVGT250-60
		NAPRVGT250-65
		NAPRVGT250-70
		NAPRVGT250-75
		NAPRVGT250-80
		NAPRVGT250-85

Dimensions

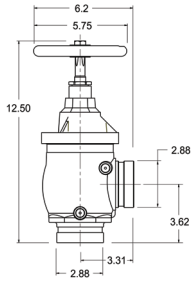

grooved x grooved angle valve

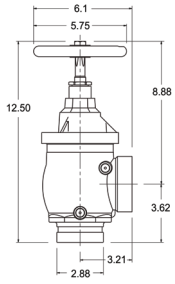

grooved x female angle valve

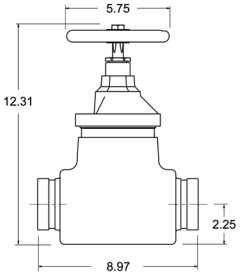

grooved x grooved globe valve

H

Field Adjustable Pressure Reducing Valves



Features
- 3/8" adjusting rod included
- Allows flexibility during installation with the ability to adjust settings once installed as hydraulic conditions change

Specifications
- Used in applications where the inlet pressure is greater than **175 PSI**
- 1/4" NPT gauge ports - both sides, drilled and tapped standard

Approval
- UL listed

Angle Valves

Inlet	Outlet	Cast Brass Part #
2-1/2" FNPT	2-1/2" MNST	FAPRAV250F
	2-1/2" FNPT	FAPRAVF250
2-1/2" groove	2-1/2" MNST	FAPRAVG250F
	2-1/2" groove	FAPRAVG250G

Straight Valves

Inlet	Outlet	Cast Brass Part #
2-1/2" groove	2-1/2" groove	FAPRVG250
2-1/2" FNPT	2-1/2" FNPT	FAPRVF250

Replacement Parts

Description	Cast Iron Part #
handwheel	46-030-00025

Setting Instructions
1. Determine desired outlet pressure for known inlet pressure.
2. Remove the tamper-resistant screw and slide the plastic cover up to access the adjusting nut.
3. Use a 3/8" diameter rod in any one of the six holes in the adjusting nut and rotate counter clockwise to increase the pressure at the outlet.
4. Check valve under pressure under static and under the anticipated flowing conditions to ascertain that the setting produces the expected results.

H

Adjustable Pressure Restricting Devices



Application
- For installation on Class I or Class III standpipe system hose outlets

Feature
- Device restricts pressure in the piping system to such a degree that hose lines can be handled by persons untrained in the handling of heavy fire streams

Specification
- Working pressure: **175 PSI** at **70°F (21°C)**

Approvals
- New York City Board of Standards and Appeals, approval # MEA 54-07-E
- 2-1/2" UL listed, ULC approved

Female Thread	Male Thread	UL Listed	Cast Brass Part #
1-1/2" NST (NH)	1-1/2" NST (NH)	no	APRD150F
2-1/2" NST (NH)	2-1/2" NST (NH)	yes	APRD250F

Domestic Adjustable Pressure Restricting Angle Valves

Application
- Used where flowing water pressure needs to be controlled

Features
- Restricting valve has no effect on the static pressure of a system
- Can be manually bypassed if required by opening the valve fully, this is accomplished by breaking the breakable link, which allows the valve stem to rise to the full open position
- Breakable link also serves as an indication of valve condition and status; if valve is opened without breaking the link it will resume its previous position and no resetting is necessary
- Restricts only under flow conditions
- Setting charts are packed with valve
- Aluminum handwheel
- Other configurations are available, contact Dixon® for additional information

Specifications
- Maximum operating pressure: up to **175 PSI**
- Preset orifices restrict the volume of water thereby lowering the pressure of the flowing water; NFPA requires restricting valves where inlet pressure exceeds **100 PSI**
- Restricts inlet pressure from **70 PSI** up to a maximum of **175 PSI**
- Restricts down to outlet pressures of **65, 80, or 100 PSI**, outlet pressures may be set below **65 PSI** when authorized by the local authority having jurisdiction

Approvals
- UL listed
- New York City Board of Standards and Appeals, approval # MEA 54-07-E

Female x Male

Inlet Female NPT	Outlet Male NST (NH)	Cast Brass Part #
1-1/2"	1-1/2"	AVAPR150F
2-1/2"	2-1/2"	AVAPR250F

Female x Female

Inlet Female NPT	Outlet Female NPT	Cast Brass Part #
1-1/2"	1-1/2"	AVAPRF150
2-1/2"	2-1/2"	AVAPRF250

Global Adjustable Pressure Restricting Angle Valves

Application
- Used when flowing water pressure needs to be controlled

Features
- Restricting valve has no effect on the static pressure of a system
- Restricting device can be manually bypassed if required by opening the valve fully: pull the pin allowing the yoke to fall back from the valve stem, which allows valve to be fully opened. When valve needs to be restricted again, slide the yoke back into place to be NFPA compliant

Specification
- Preset orifices restrict the volume of water, thereby lowering the pressure of the flowing water; NFPA requires restricting valves where inlet pressure exceeds **100 PSI**

Approval
- UL listed

Female x Male

Inlet Female NPT	Outlet Male NST (NH)	Cast Brass Part #
1-1/2"	1-1/2"	AVAPR150F-I
2-1/2"	2-1/2"	AVAPR250F-I

Female x Female

Inlet Female NPT	Outlet Female NPT	Cast Brass Part #
1-1/2"	1-1/2"	AVAPRF150-I
2-1/2"	2-1/2"	AVAPRF250-I

H

Backflow Preventer



Features
- Provides maximum protection against backflow caused by back-pressure or back-siphonage from a cross-connection wherein a contaminant hazard exists
- Consists of two spring-loaded poppet type check valves and a mechanically independent, hydraulically dependent pressure differential relief valve
- Three top-mounted test cocks ensure easy access during repair and maintenance
- Create a fire hydrant backflow preventer by using the RSMSA25F20T (page 61) and the DMH2025F (page 63)

Specifications
- Working pressure: to **175 PSIG**
- Temperature range: **33°F** to **180°F (.5°C** to **82°C)**

Approvals
- Meets Foundation for Cross Connection Control and Hydraulic Research at University of Southern California Manual Section 10, ASSE 1015, AWWA C-510 and CSA B64.4 specifications
- UL listed and FM approved

NPT Thread	Brass Part #
2"	BFP200

Chicago Pattern Valves

Material
- Aluminum handwheel

Specification
- Maximum operating pressure: **175 PSI** at **70°F (21°C)**

Inlet Male NPT	Outlet Male	Cast Brass Part #
1-1/2"	1-1/2" NST (NH)	CPV150F

H

Sprinkler Hose Valve

Material
- Aluminum wheel

Specification
- Working pressure: **175 PSI** (water only) at **70°F (21°C)**

Approvals
- UL listed and FM approved for automatic sprinkler and standpipe systems

Inlet Male NPT	Outlet Male NST (NH)	Cast Brass Part #
1"	1-1/2"	ASHV1015F

Push Pull Drain Valve

Size
- 2-1/2" handle length

Feature
- Direct mount

Inlet	Outlet	Brass Part #
3/4" FNPT	3/4" FNPT	PPDV75

Automatic Drain Vent Valve

Application
- Attaches to the hose end of a hose rack nipple keeping the hose free of moisture by draining water from a leaky valve; when the valve is opened for use a spring valve closes the drain and directs all water through the hose

Feature
- Other threads and finishes are available, consult Dixon® for more information

Female NST (NH)	Male NST (NH)	Working Pressure (PSI)	Cast Brass Part #
1-1/2"	1-1/2"	**175**	ADV150F

H

Piston Intake Relief Valves

Size
- 4-1/2" minimum waterway

Features
- Standard with a 30° elbow (permitting smoother water flow), adjustable relief valve, retractable knob on hand wheel, and air bleed off
- Permits safe controlled flow to the intake pump and can also be used to draft
- Nine easy turns open and close the valve

Material
- Finish anodized throughout - minimum thickness 0.001"

Specifications
- **280 PSI** at **70°F (21°C)**, without relief valve
- Relief valve - double spring, cartridge type, adjustable from **50** to **200 PSI**

Storz x Female Swivel

Storz	Female Swivel NST (NH)	Length	Width	Height	Aluminum Alloy, 356-T6 Part #
4"	4"	12"	8"	17"	FSGR440F
	4-1/2"				FSGR445F
	5"				FSGR450F
	6"				FSGR460F
5"	4"	12"	8"	17"	FSGR540F
	5"				FSGR550F
	6"				FSGR560F

Female Swivel x Male

Male NST (NH)	(2) Female NST (NH) Swivel	Length	Width	Height	Aluminum Alloy, 356-T6 Part #
4"	4"	12"	8"	17"	FMGR40F40F
	4-1/2"				FMGR40F45F
	5"				FMGR40F50F
	6"				FMGR40F60F
4-1/2"	4"	12"	8"	17"	FMGR45F40F
	4-1/2"				FMGR45F45F
	5"				FMGR45F50F
	6"				FMGR45F60F
5"	4"	12"	8"	17"	FMGR50F40F
	4-1/2"				FMGR50F45F
	5"				FMGR50F50F
	6"				FMGR50F60F
6"	6"	12"	8"	17"	FMGR60F60F

PV-HDWHL

Replacement Parts

Description	Part #
handwheel and knob	PV-HDWHL
knob only	PV-KNOB

Fire Specialty Products



Fire Hose Coupling Machines and Accessories

Low Level Strainer - Floating Strainer

Dry Hydrants

Barrel and Basket Strainers

Booster Hose Installation Kit

Suction Hoses

Partial Listing of Powder Coating Colors Available for Wrenches

Contact Dixon Fire at 877.712.6179 for more information.

Black	Dark Blue	Medium Blue	Gray	Red	Orange

Mustard	Yellow	Green	Aqua	Plum	Pink

Replacement Parts and Repair Kits

Description	Part #
retractable knob for piston valve handwheel	PV-KNOB
complete handwheel for piston valve	PV-HDWHL
knob for gate valve handwheel	GV-KNOB
complete handwheel for gate valve	GV-HDWHL
knob for 2-1/2" hydrant gate valve	HGV-KNOB
complete handwheel for hydrant gate valve	HGV-HDWHL
piston intake relief valve gasket repair kit (aluminum)	FSGR-RK
gate valve gasket repair kit	FSGV-RK
gate valve with PRV gasket repair kit	FSGVR-RK
hydrant booster valve gasket repair kit	FSHV-RK
2-way ball valve gasket repair kit	MSBV-RK
3-way ball valve gasket repair kit	MSBVR(3)-RK
large gated wye gasket repair kit	SJBV-RK
5-way manifold gasket repair kit	MSMG-RK
jumbo siamese gasket repair kit	SSVJ-RK
pressure relief valve gasket repair kit	PRV-RK

Dixon® Replacement Retainer Plugs (Set Screws)

Size Chart

Part #	Female Swivel Size								
	1-1/2"	2"	2-1/2"	3"	3-1/2"	4"	4-1/2"	5"	6"
RP-209335	X	X							
RP-209337			X	X	X				
RP-209339						X	X	X	X
RP-209342-PV						X	X	X	X

Threaded Mounting Plates (Brackets)

Size Chart

Size #	Male Threaded Mounting Plate Part #	Female Threaded Mounting Plate Part #
1-1/2" NST (NH)	TMPM15F	TMPF15F
1-1/2" NPSH	TMPM15S	TMPF15S
2-1/2" NST (NH)	TMPM25F	TMPF25___[1]
2-1/2" CT	TMPM25____[1]	TMPF25___[1]
3" NST (NH)	TMPM30F	TMPF2530F
4" NST (NH)	TMPM40F	TMPF40F
4-1/2" NST (NH)	TMPM45F	TMPF45F
5" NST (NH)	TMPM50F	TMPF50F
6" NST (NH)	TMPM60F	TMPF60F

[1] Customer Thread (must specify) refer to legend on page 129

Replacement Washers for Hydrant Adapters and Fire Hose Nozzles

The "SW" swivel washer on page 66 replaces the gaskets in the following:

- Hydrant adapters: HA, RHA, AHA
- Cam & groove hydrant adapters
- Female by male hex nipples (FM-series)
- Brass fog nozzles (BFN-series)
- Bass electrical all-fog nozzles (BFNE-series)
- Heavy duty brass industrial fog nozzles (HFN-series)
- Higher pressure brass industrial fog nozzles (HPFN-series)
- Brass rack nozzles (BRN-series)
- UL Listed play pipes
- Tip for UL Listed play pipes
- Aluminum ball shut-off nozzles (ABSO-series)

Replacement Gaskets

Size	FNPT Threads[1]	FNST Threads	FNSPSH Threads
1-1/2"	---	SW150	SW150
2"	---	---	SW200
2-1/2"	---	SW250	SW250
3"	---	SW300F	SW300F
4"	---	SW400F	SW400F
4-1/2"	---	SW450F	---
5"	---	SW500F	---
6"	---	SW600F	---

[1] FNPT Threads - No gasket/seal by threads

The "CFG" gaskets on page 39 replace the following:

- Constant Flow Thermoplastic Fog Nozzles (CFB)
- Blue Thermoplastic Refinery Fog Nozzles (RNB)

The "FNG" gaskets on page 38 replace the following:

- Thermoplastic Fog Nozzles (PFNB, FNB, FN, SL)
- Thermoplastic Fog Nozzles for Electrical Fires (FNBE)

Brass Plain Hose Nozzle Gaskets

Nozzle	Gasket
BN6	KRW5
BN7	KRW5
BN10	KRW10
BN12	KRW15
BN15	KRW20
BN20	SW200
BN25	KRW35
BN10F	SW100F
BN15F	SW150
BN25F	SW250
BN15NYFD	SW150
BN25NYFD	SW250

The gaskets for the following parts must be special ordered. Please contact customer service at 877.712.6179.

- U.S. Coast Guard approved water fog nozzles
- U.S. Coast Guard approved fog nozzles
- Aluminum tip for ball shut-off nozzles
- Monitor nozzles
- Steel firepro nozzles
- Master stream nozzles

J

Identifying Threads

It is important to identify the threads required before ordering couplings.

Identifying threads can sometimes be the most difficult and frustrating part of coupling selection. However, without the right combination of threads, you may not provide a functional or safe connection.

The diameters, threads per inch (TvPI) and thread pitch, etc., are necessary to completely identify a thread. Ring, plug and GO/NOGO gauges are required to accurately gauge or identify threads. In the field, in the absence of these gauges, thread leaf gauges can be used to identify the "Threads Per Inch" (TPI) and the thread pitch. On threads you have determined to be straight threads, a caliper can be used to measure the "Outside Diameter of the Male" (ODM) or the "Inside Diameter of the Female" (IDF). A caliper can also be used to take measurements of tapered thread diameters. However, these are more difficult to define because of the taper. Fortunately, there are few tapered threads to deal with and these can usually be identified from the nominal ODM and the TPI.

However, identifying the thread may not fully identify what is needed in a mating fitting. The application is the primary limiting factor on the thread type used. Dixon® offers products with a wide variety of threads used with hose, pipe and hydraulics.

When attempting to choose a fitting, it is always advisable to first identify the thread to which it must connect. This may entail checking with a fitting or equipment manufacturer.

The fire hose thread specifications for some local municipal fire equipment and hydrants may vary according to local specifications. These can generally be most easily identified by contacting the local fire department responsible for the hydrant. The most common thread used on fire equipment is National Standard Thread (NST), also known as National Hose thread (NH).

When it is not possible to identify the thread:

1) Determine the number of threads per inch by measuring the distance from peak of thread to peak of thread across the largest number of whole threads. Then divide the number of threads by the measurement (This will provide the TPI).
2) Check to see if the thread is straight or tapered.
   a) Straight Threads
      Measure the "Outside Diameter of the Male" (ODM) or the "Inside Diameter of the Female" (IDF), from peak of thread to peak of thread.
   b) Tapered Threads
      Measure the "Outside Diameter of the Male" (ODM) at the large end and the small end, or the "Inside Diameter of the Female" (IDF) at the large end and the small end, from peak of thread to peak of thread. Then measure the Outside Diameter (OD) of the unthreaded pipe.

Once the application and these two pieces of information have been determined, the thread can generally be determined. When in doubt, contact the manufacturer.

Straight Threads

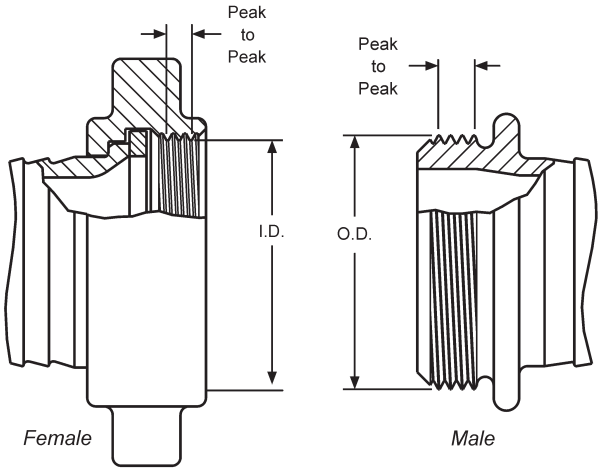

Tapered Threads

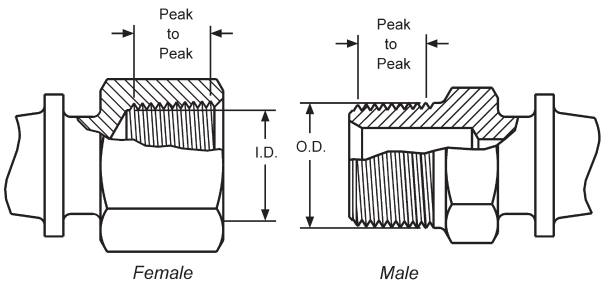

Thread Information

Abbreviation	System Name	Compatibility	Seal Method
BSPP	British Standard Pipe Parallel	Male BSPP with Female BSPP Female BSPP with Male BSPP Female BSPP with Male BSPTr	Washer Washer Washer
BSPTr	British Standard Pipe Taper	Male BSPTr with Female BSPTr Male BSPTr with Female BSPP Female BSPTr with Male BSPTr *Female BSPTr not compatible with Male BSPP*	Thread Washer Thread
CHT	American Standard Fire Hose Thread (1" National Hose Thread is Chemical Hose Thread, also known as Booster Hose Thread)	1" Male NH (NST) with 1" Female NH (NST) 1" Female NH (NST) with 1" Male NH (NST) 1" Thread is used on both 3/4" hose and 1" hose. *Not compatible with other systems*	Washer Washer
GHT	Garden Hose Thread	Male GHT with Female GHT Female GHT with Male GHT Thread is same for all size hose *Not compatible with other systems*	Washer Washer
IPS	Iron Pipe Straight Thread	Generic Name for Straight Pipe Thread See NPSH for compatibility	Washer
IPT	Iron Pipe Thread	Generic Name for All Pipe Thread *More information required*	---
NH or NST	American Standard Fire Hose Coupling Thread (National Hose Thread also known as National Standard Thread)	Male NH (NST) with Female NH (NST) Female NH (NST) with Male NH (NST) *Not compatible with other systems* Thread pitch and diameters of fire threads may vary according to local and municipal regulations.	Washer Washer
NPT	American Standard Taper Pipe Thread (National Pipe Tapered)	Male NPT with Female NPT Male NPT with Female NPTF Male NPT with Female NPSM Male NPT with Female NPSH Female NPT with Male NPT Female NPT with Male NPTF Female NPT not compatible with Male NPSM or Male NPSH	Thread Thread Washer Washer Thread Thread
NPTF	American Standard Taper Pipe Fuel Dryseal Thread (National Pipe Tapered Fine)	Male NPTF with Female NPTF Male NPTF with Female NPT Male NPTF with Female NPSM Male NPTF with Female NPSH Female NPTF with Male NPTF Female NPTF with Male NPT Female NPTF with Male NPSM or NPSH *Note: NPTF with NPTF threads do not require sealant for the initial use. After that, sealant is required.*	Thread Thread Washer Washer Thread Thread Not Compatible
NPSH	American Standard Straight Pipe for Hose Couplings (National Pipe Straight Hose)	Male NPSH with Female NPSH Female NPSH with Male NPSH Female NPSH with Male NPT Female NPSH with Male NPTF Female NPSH with Male NPSM	Washer Washer Washer Washer Washer
NPSM	American Standard Straight Mechanical Joints (National Pipe Straight Mechanical)	Male NPSM with Female NPSM Male NPSM with Female NPSH Female NPSM with Male NPSM Female NPSM with Male NPT Female NPSM with Male NPTF	Seal can be either mechanical or washer. Mating fittings must be of same type.
SIPT	Straight Iron Pipe Thread	Generic name for Straight Pipe Thread	Washer
TIPT	Tapered Iron Pipe Thread	Generic name for Tapered Pipe Thread	Thread

Thread Dimensions

Nominal Dimensions of Standard Threads

ODM - Outside Diameter of the Male IDF - Inside Diameter of the Female TPI - Threads Per Inch

Size	Pipe OD	Tapered Threads		Straight Threads											
		NPT	BSPTr	NPSH			NPSM			NST (NH)			BSPP		
		TPI	TPI	TPI	ODM (max)	IDF (min)	TPI	ODM (max)	IDF (min)	TPI	ODM (max)	IDF (min)	TPI	ODM (max)	IDF (min)
1/8"	.405	27	28	---	---	---	27	0.397	0.358	---	---	---	---	0.383	0.337
1/4"	.540	18	19	---	---	---	18	0.526	0.468	---	---	---	---	0.516	0.450
3/8"	.675	18	19	---	---	--	18	0.662	0.603	---	---	---	---	0.656	0.588
1/2"	.840	14	14	14	0.8248	0.7395	14	0.823	0.747	---	---	---	---	0.825	0.733
3/4"	1.050	14	14	14	1.0353	0.9500	14	1.034	0.958	8	1.375	1.2246	---	1.041	0.950
1"	1.315	11.5	11	11.5	1.2951	1.1921	11.5	1.293	1.201	8	1.375	1.2246	11	1.309	1.193
1-1/4"	1.660	11.5	11	11.5	1.6399	1.5369	11.5	1.638	1.546	---	---	---	11	1.650	1.534
1-1/2"	1.900	11.5	11	11.5	1.8788	1.7758	11.5	1.877	1.785	9	1.990	1.8577	---	1.882	1.766
2"	2.375	11.5	11	11.5	2.3528	2.2498	11.5	2.351	2.259	---	---	---	11	2.347	2.231
2-1/2"	2.875	8	11	8	2.8434	2.6930	8	2.841	2.708	7.5	3.068	2.9104	11	2.960	2.844
3"	3.500	8	11	---	---	---	8	3.467	3.334	6	3.623	3.5306	11	3.460	3.344
4"	4.500	8	11	---	---	---	8	4.466	4.333	4	5.010	4.7111	---	4.450	4.334
4-1/2"	---			---	---	---	---	---	---	4	5.760	5.4611	11	---	---
5"	5.563	8	11	---	---	---	8	5.528	5.395	4	6.260	5.9602	11	5.450	5.359
6"	6.625	8	11	---	---	---	8	6.585	6.452	4	7.025	6.7252	---	6.450	6.359
8"	8.625	8	---	---	---	---	---	---	---	---	---	---	---	---	---
10"	10.750	8	---	---	---	---	---	---	---	---	---	---	---	---	---
12"	12.750	8	---	---	---	---	---	---	---	---	---	---	---	---	---

NOTE: GHT (3/4") -- 1.0625 ODM, 11-1/2 TPI
Female NPT (Tapered Pipe) thread is not available on hose swivel nuts.

Normal Engagement Length of NPT Thread

Thread Size	Dimension A
1/8"	1/4"
1/4"	3/8"
3/8"	3/8"
1/2"	1/2"
3/4"	9/16"
1"	11/16"
1-1/4"	11/16"
1-1/2"	11/16"
2"	3/4"
2-1/2"	15/16"
3"	1"
4"	1-1/8"
5"	1-1/4"
6"	1-5/16"
8"	1-7/16"
10"	1-5/8"
12"	1-3/4"

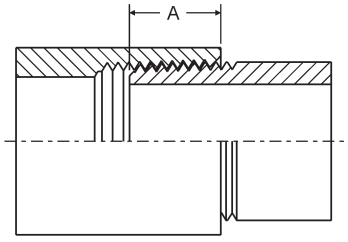

NOTE: Dimensions given do not allow for variations in tapping or threading.

Customer Thread Program

Many regions across North America have their own 'fire hose' thread, making procurement a difficult and time-consuming process. Dixon® can provide any special city thread configuration in brass within ***one week.*** Call for pricing and availability.

Frequently Asked Questions

Q - How do I order my customer's thread part?
A - Here is a sample part number with descriptions to help explain our numbering system: HA253.06x815F.

HA

Configuration
HA female x male pin lug
DMH male x male hex
FM female x male hex
FC caps
FP plugs

25

Sizes
30 3"
25 2-1/2"
20 2"
15 1-1/2"
10 1"
76 3/4" GHT
75 3/4" NPSH

3.06x8

ODM x TPI
3.00 x 6
3.00 x 8 (NYC, Toledo)
3.030 x 8 (NYFD)
3.043 x 7 (Chicago Hose)
3.058 x 6
3.06 x 7
3.062 x 6
3.062 x 6
3.062 x 8
3.078 x 8 (Cleveland)
3.092 x 8
3.12 x 6
3.12 x 8
3.125 x 7.5
3.15 x 6
3.18 x 6
3.18 x 6.5 (New Orleans)
3.18 x 7
3.18 x 8
3.25 x 6
3.31 x 8 (Richmond)

15

Sizes
30 3"
25 2-1/2"
20 2"
15 1-1/2"
10 1"
76 3/4" GHT
75 3/4" NPSH

F

Thread
F NST
S NPSH
T NPT

Q - Do I have to order a minimum quantity?
A - We will take orders of a single piece to thousands of pieces. The set-up fee will be amortized over the quantity.

Q - In what materials are customer thread adapters available?
A - We specialize in manufacturing brass adapters; however, the aluminum configurations will have various lead times.

Q - How can you supply brass customer thread adapters in one week's time?
A - We have tooling specifically designated for various threads, and we have castings standing by for machining, gauges for testing and hydro-static test facilities for testing. We are ready to delight the customer with the fastest lead time in the business on many popular configurations we build to stock.

Q - Do you have other products with customer threads?
A - Yes. We offer many products with region-specific threads, and many are shown in the catalog. If you don't see what you need, please let us know and we can possibly manufacture it.

Q - Can Dixon make custom threads?
A - Yes, if you are able to supply the maximum outside diameter measurement and the threads per inch, we will gladly make the products for you.

Thread Chart

National Standard NH[1]			Straight Iron Pipe NPSH		New York Corporation NYCT		Pacific Coast PCT		New York Fire Dept. NYFD		Chemical Hose CHT[1] NH		Underwriter's Play Pipe PPS		Garden Hose GHT[1]		Chicago Fire Dept. (NEW)[1]		Chicago Hose	
Size	ODM	TPI	ODM	TPI	ODM	TPI	ODM	TPI	ODM	TPI	ODM	TPI	ODM	TPI	ODM	TPI	ODM	TPI	ODM	TPI
3/4"	1.375	8	1.0353[1]	14	--	--	1.0625	11	--	--	1.375	8	--	--	1.0625	11-1/2	--	--	1.081	11-1/2
1"	1.375	8	1.2951[1]	11-1/2	--	--	1.3125	11-1/2	1.660	8	1.370	8	--	--	1.0625	11-1/2	--	--	1.2951	11-1/2
1-1/4"	1.6718	9	1.6399[1]	11-1/2	--	--	1.860	11	--	--	--	--	--	--	--	--	--	--	1.705	11-1/2
1-1/2"	1.990	9	1.8788[1]	11-1/2	2.093	11	2.100	11	2.100	8	--	--	2.1875	12	--	--	1.933	11-1/2	1.946	11-1/2
2"	2.5156	8	2.3528[1]	11-1/2	2.547	11	2.550	10	--	--	--	--	--	--	--	--	--	--	2.522	8
2-1/2"	3.0686	7-1/2	2.841[1]	8	3.000	8	3.035	7½	3.030	8	--	--	--	--	--	--	2.990	7-1/2	3.043	7
3"	3.6239	6	3.470	8	--	--	--	--	3.630	8	--	--	--	--	--	--	--	--	--	--
3-1/2"	4.2439	6	3.970	8	--	--	--	--	4.070	8	--	--	--	--	--	--	--	--	--	--
4"	5.0109	4	4.470	8	--	--	5.000	4	4.610	8	--	--	--	--	--	--	--	--	--	--
4-1/2"	5.7609	4	4.970	8	--	--	--	--	5.800	4	--	--	--	--	--	--	--	--	--	--
5"	6.260	4	5.530	8	--	--	--	--	--	--	--	--	--	--	--	--	--	--	--	--
6"	7.025	4	6.590	8	--	--	--	--	--	--	--	--	--	--	--	--	--	--	--	--

[1] National Form Thread. Abbreviation for tapered iron pipe thread is TIPT or NPT (National Pipe Tapered).
ODM = Outside Diameter of Male

Fire Threads

Within North America there are many regional fire threads, the most popular being the "NST" (or "NH") thread, which is the predominant USA fire thread. The NST thread is sometimes used in Canada, especially in sizes 3" and larger.

Within Canada, the most common threads used for fire applications are:
- 1", 1-1/2" and 2" sizes use NPS (National Pipe Straight) thread
- 2-1/2" each region uses different threads; please see the table below
- 3" and larger - NST threads are often used

Before ordering, please confirm the type of thread required. Thread requirements vary by region.

Thread Legend

Initials	Common Name	Dixon® Suffix	Region Normally Used	2-1/2" ODM[2]	2-1/2" TPI[3]
AMA & BCT	Alberta Mutual Aid/ British Columbia Thread	**B**[1]	British Columbia & Alberta	3.000	8
CSA	Canadian Standard Association	**C**	Ontario	3.125	5
NS1	Nova Scotia	**NS**	Nova Scotia	3.230	5
QST & QMT	Quebec Standard Thread	**Q**	Quebec	3.031	7
WCT	Western Canada Thread	**W**	Saskatchewan & Manitoba	3.250	6
GHT	Garden Hose Thread	**G**	North America		
NPS	National Pipe Straight	**S**			
NPT	National Pipe Tapered	**T**			
NST (NH)	National Standard Thread	**F**	Most of USA		
NYC	New York Corporation	**NYC**	Newark, NJ		
NYFD	New York Fire Department	**NYFD**	New York Fire Department		

[1] B Threads are designed to connect with both BCT and AMA fittings.
[2] Outside diameter of male
[3] Threads per inch
NOTE: Listed are the more popular thread types. Other threads types are available; please contact Dixon for more information.

J

Expansion Ring and Gasket Guide

Coupling Part #	Swivel Washer Part #	Tail Washer Part #	Expansion Ring Part #
D15193 and D15193F	SW150	DTW150	ER15125
D15206F	SW150	G12014	ER15125
D16187 and D16187F	SW150	DTW150	ER15125
D16193 and D16193F	SW150	DTW150	ER15125
D16206 and D16206F	SW150	G12014	ER15125
D253 and D253F	SW250	DTW250	ER27150
D26287F	SW250	DTW250	ER27150
D263 and D263F	SW250	DTW250	ER27150
MD16181T	n/a	STW150	ER15125
MD20231T	n/a	special	special
MD26287T	n/a	DTW250	ER27150
MS16168T	n/a	STW150	ER15125
MS16175T	n/a	STW150	ER15125
MS20225T	n/a	special	special
MS26268T	n/a	STW250	ER27150
RD15193 and RD15193F	SW150	DTW150	ER15125
RD15206 and RD15206F	SW150	G12014	ER15125
RD253 and RD253F	SW250	DTW250	ER27150
RH15168 and RH15168F	SW150	RTW150	ER1575
RH16168F and RH16168F	SW150	RTW150	ER1575
RS15175 and RS15175F	SW150	STW150	ER15125
RS15181 and RS15181F	SW150	STW150	ER1510
RS25281 and RS25281F	SW250	STW250	ER27125
RS25287	SW250	STW250	ER27150
S15175 and S15175F	SW150	RTW150	ER15125
S15181 and S15181F	SW150	RTW150	ER1510
S16168 and S16168F	SW150	STW150	ER15125
S16175 and S16175F	SW150	STW150	ER15125
S16181 and S16181F	SW150	STW150	ER15125
S25281 and S25281F	SW250	STW250	ER27125
S25287 and S25287F	SW250	STW250	ER27150
S26268 and S26268F	SW250	STW250	ER27150
S26275 and S26275F	SW250	STW250	ER27150
S26281 and S26281F	SW250	STW250	ER27150

Fog Nozzle Flow Rate Chart

Part #	Inlet Pressure		Straight Stream		30°		60°		90°	
	PSI	kPa	GPM	LPM	GPM	LPM	GPM	LPM	GPM	LPM
BFN100	**50**	(345)	18	(68)	21	(79)	24	(91)	27	(102)
	75	(517)	22	(83)	25	(95)	28	(106)	32	(121)
	100	(690)	24	(91)	28	(106)	32	(121)	36	(136)
BFN250	**50**	(345)	90	(341)	120	(454)	130	(492)	145	(549)
	75	(517)	100	(379)	140	(530)	150	(568)	180	(681)
	100	(690)	110	(416)	165	(625)	180	(681)	205	(776)
HFN100	**100**	(690)	25	(95)	---	---	---	---	---	---
HFN150	**100**	(690)	---	---	---	---	---	---	86	(326)
HPFN150	**275**	(1040)	---	---	---	---	---	---	130	(492)

J

Storz Measurement Guide

Storz Description	Inside Distance Between Lugs
1" or 25mm	1-7/32" or 31mm
1-1/2" or 38 mm	2-1/16" or 52mm
2" or 50mm	2-5/8" or 66mm
2-1/2" or 65mm	3-3/16" or 81mm
3" or 75mm	3-1/2" or 89mm
4" or 100mm	4-1/2" or 115mm
5" or 125mm	5-13/16" or 148mm
6" or 150mm	3 lugs or 160mm

NOTE: Heads are marked with inch and metric Storz size.
If heads are unmarked, measure lug spacing and compare.

J

Powhatan Cross Reference

Powhatan Product Family	Dixon® Part #	Catalog Page #	Rated Maximum Working Pressure (PSI)
01-128	BNT / UPPT	34, 35	**100**
02-200	BFN	33	**100**
02-250	HFN	32, 33	**100**
02-425	HPFN	32, 33	**300**
02-463	BFNE	31	**100**
02-464	BFN	32	**100**
02-465	BRN	33	**100**
03-102	UPP	35	**100**
03-107	BN	34	**100**
06-175	S6175	114	**175**
07-100	S7100	114	**175**
07-337	S7337	114	**175**
09-114	DMP/DMR	65	**175**
09-115	DFP/DFR	49	**175**
09-130	HA/RHA	52 - 54, 66	**175**
09-140	HA/RHA	52 - 54, 66	**175**
09-215	SM/RSM	60	**175**
09-356	HA/RHA	52 - 54, 66	**175**
14-136	PRN	28	**175**
14-146	DMH	63 - 65	**175**
14-155	FM	55, 56, 57	**175**
14-156	FFH	63	**175**
15-216	FM	55, 56, 57	**175**
17-126	FC/RFC	68	**n/a**
17-127	FP/RFP	73	**n/a**
18-153	AVAPR	121	**175**
18-154	AVAPRF	121	**175**
18-157	AV	104, 106	**300**
18-158	AV	104, 106	**300**
18-180	CPV	122	**175**
18-217	SGV/SGVF	112, 116	**300**
18-251	WHYD	113	**300**
18-252	ASHV	123	**175**
18-255	APRD	120	**175**
18-457	NAPRAV	117 - 119	**175**
18-458	NAPRAVF	117 - 119	**175**
18-459	NAPRVF/NAPRVG	117 - 119	**175**
19-280	RWDGV	109	**200**
19-281	WDGV	108	**300**
21-132	DCS	91	**175**
21-133	90DCS	91	**175**
21-201	SCS	90	**250**
21-202	90SCS	90	**250**
21-205	TCS	92	**175**
21-206	90TCS	92	**175**
23-181	ASBDV	116	**n/a**
23-196	SIC	99	**n/a**
23-197	RIC	99	**n/a**
23-270	SF/RSF	48	**175**
23-272	MOC	56	**n/a**
23-283	MOCA	99	**n/a**
23-387	CDMHCB	95	**n/a**
23-388	90CDMHCB	95	**n/a**
23-391, 23-393	REV90	94	**n/a**
24-209	REP	100	**n/a**
25-288	CSSTF	96	**175**
25-289	CSSTM	96	**175**
26-294	FRC	87	**175**
26-295	FR3C	89	**175**
26-296	90FRC	88	**175**
26-297	90FR3C	89	**175**
29-222	RSE45	84	**n/a**
29-232	RSE90	84	**n/a**

Specifications Chart

(to be filled out by the factory)

Qty.	Location Tag	Style	Size (inches)	Inlet			Outlet desired		Actual			
				Static (PSI)	Residual (PSI)	Flow (GPM)	Static (PSI)	Residual min-max (PSI)	Static (PSI)	Residual (PSI)	Flow (GPM)	Type

NOTES:

1. Customer is requested to furnish as much information as possible to ensure delivery of the appropriate valve.
2. Flow values for inlet static and residual pressure readings are needed for all types of valves (standpipe or sprinkler). Please provide a desired residual outlet pressure range.
3. Styles available: 18-457, 18-458, 18-459.
4. Sizes: 1-1/2" or 2-1/2" (18-459, 2-1/2" only).
5. 'Actual' columns to be filled out by Dixon®. Actual valves given above have an accuracy of ±10%.

Part Number Index

0610-4 30
09-318-00001 102
09-319-00001 102

1010-6 30
10210-64 30
1310-8 30
15B15-100RAF 10
15B15-100RAS 10
15B15-100RBF 10
15B15-50RAF 10
15B15-50RAS 10
15B15-50RBF 10
1610-10 30
18-458-00017 118
189DH .....
189 29
189 81
1910-12 30

200DBAL 35
2015-B-ALNST 67
2025-D-ALNST 67
2025-F-ALNST 67
2210-14 30
2510-16 30
2WCA4025F-C 98
2WCA4025F-P 98
2WCA4025F-SP-C 98
2WCA4025F-SP-P 98
2WCA4030F-P 98
2WCA6025F-C 98
2WCA6025F-P 98
2WCA6025F-SP-C 98
2WCA6025F-SP-P 98
2WSA4025F 98
2WSA4025F-SP 98
2WSA6025F 98
2WSA6025F-SP 98
233 29
233 80

300DBAL 35
3025-A-ALNST 67
3025-B-ALNST 67
3025-D-ALNST 67
3025-F-ALNST 67
3210-20 30
3810-24 30

4025REV90 94
4025REV90SS 93
4030REV90 94
4055-3 30
4201901587 118
44-251-00006 113
4510-28 30
46-030-00025 113
46-030-00025 118
46-030-00025 120
4600300001 73
4601100418 ..... 73, 81

500AN4 34
500AN7 34
5110-32 30

6410-40 30

7610-48 30

80B07-100HAF 10
80B07-100HCF 10
80B07-50HAF 10
80B07-50HCF 10
80B10-100HAF 10
80B10-100HCF 10
80B10-50HAF 10
80B10-50HCF 10

90CDMHCB50230 95
90CDMHCB60225 95
90CDMHCB60230 95
90CREV5025 94
90CREV5030 94
90CREV6025 94
90CREV6030 94
90CREV6030SS 93
90CREV6030SS-P 93
90CREV6030SSPAT 93
90DCS4025F 91
90DCS4025F-C 91
90DCS4025F-NB 91
90DCS4025F-P 91
90DCS4025F-SP 91
90DCS4030F 91
90DCS4030NYFD 91
90DCS4030NYFDSP 91
90DCS6025F 91
90DCS6025F-SP 91
90DCS6030NYFD 91
90FR3C4025 89
90FR3C4025F 89
90FR3C6025 89
90FR3C6025F 89
90FRC4025 88
90FRC4025F 88
90FRC6025 88
90FRC6025F 88
90IRC4025 88
90IRC4025F 88
90IRC4025G 88
90IRC4025GF 88
90ISCS4025F 90
90SCS4025F 90
90TCS4025F 92
90TCS4025F-NB 92
90TCS6025F 92
90TCS6025F-NB 92

A315100RAF 3
A315100RAS 3
A315100RBF 3
A315-100UC 3
A315-50RAF 3
A315-50RAS 3
A315-50RBF 3
A315-50UC 3
A320100RAS 3
A320-100UC 3
A320-50RAS 3
A320-50UC 3
A325100RAF 3
A325100RAS 3
A325100RBF 3
A325-100UC 3
A325-50RAF 3
A325-50RAS 3
A325-50RBF 3
A325-50UC 3
A330100RAS 3
A330-100UC 3
A330-50RAS 3
A330-50UC 3
A510100RAF 4
A510100RAS 4
A510-100UC 4
A510-50RAF 4
A510-50RAS 4
A510-50UC 4
A515100RAF 4
A515100RAS 4
A515100RBF 4
A515-100UC 4
A515-25RAF 4
A515-25RAS 4
A515-50RAF 4
A515-50RAF 29
A515-50RAS 4
A515-50RBF 4
A515-50UC 4
A515-75RAF 4
A515-75RAS 4
A515OR50RAF 5
A515OR50RAS 5
A515R50RAF 5
A515R50RAS 5
A515U50CBF 4
A515Y50RAF 5
A515Y50RAS 5
A525100RAF 4
A525100RAS 4
A525100RBF 4
A525-100UC 4
A525-25RAF 4
A525-25RAS 4
A525-50RAF 4
A525-50RAF 29
A525-50RAS 4
A525-50RBF 4
A525-50UC 4
A525-75RAF 4
A525U50CBF 4
ABC250 71
ABH08125 21
ABH10143F 21
ABH10150F 21
ABN100F 41
ABN100S 41
ABN150F 41
ABN150S 41
ACPSO150 41
ACPSO150F 41
ADH45F45F 86
ADH45F60F 86
ADH45M45F 86
ADH45M60F 86
ADH90F45F 86
ADH90F60F 86
ADH90M45F 86
ADH90M60F 86
ADHC450F 86
ADHC600F 86
ADHP450F 86
ADHP600F 86
ADV150F 123
AFC150F-TGWP 72
AFC250F-TGWP 72
AFN100 40
AFN100NST 40
AFN150 40
AFN150NST 40
AHA1515ADP 66
AHA2525ADP 66
AHGV250 111
AHGV250F 111
AHGV250F-H 111
AHGV250F-I 111
AHW 80
AHWPT 81
AK3526-300FL 37
AK4450NST 37
ANT100 43
ANT100F 43
ANT150 43
ANT150F 43
APRD150F 120
APRD150F 120
APRD250F 120
APRD250F 120
AREP400AS 100
ARSMSA250F 61
ARSMSA25F20T 61

ASBDV50 116
ASBDV75 116
ASHV1015F 123
AV150 104
AV150-I 106
AV150-N 104
AV150-RBR 104
AV150S 104
AV150T 104
AV150-W 104
AV150-W 118
AV151 107
AV151-RBR 107
AV151-WR 107
AV250 104
AV250-I 106
AV250-N 104
AV250NYFD 104
AV250NYFD-I 106
AV250-RBR 104
AV250-W 104
AV251 107
AV251-N 107
AV251NYC 107
AV251NYFD 107
AV251-RBR 107
AV251-WR 107
AV5-250F 105
AV5-250NYFD 105
AVAPR150F 121
AVAPR150F-I 121
AVAPR250F 121
AVAPR250F-I 121
AVAPRF150 121
AVAPRF150-I 121
AVAPRF250 121
AVAPRF250-I 121
AVF150 104
AVF150-I 106
AVF151 107
AVF250 104
AVF250-I 106
AVF251 107
AVF5-250 105
AVG250F 105
AVG250G 105
AVGF250 105

BBN100 31
BBN100NST 31
BBN75 31
BBN75GHT 31
BFN100 33
BFN100 32
BFN100 133
BFN100NST 32
BFN150 32
BFN150NST 29
BFN150NST 32
BFN200 32
BFN250 33
BFN250 32
BFN250 133
BFN250NST 29
BFN250NST 32
BFN75 32
BFN75GHT 32
BFNE150 32
BFNE150NST 32
BFP200 122
BIA250F 101
BIA250T 101
BIB250F 101
BIB250T 101
BIC150 102
BIC250 102
BID250F 101
BID250T 101
BIDC250 102
BIDP250 102
BIE150 102
BIE250 102
BIF250F 101
BIF250T 101
BN10 34
BN10F 34
BN12 34
BN15 34
BN15F 34
BN15NYFD 34
BN20 34
BN25 34
BN25F 34
BN25NYFD 34
BN6 34
BN7 34
BNT100F 34
BNT100S 34
BNT150F 34
BNT150S 34
BRN150 33
BRN150NST 33
BRN150NST-I 33
BRN150S-I 33
BSO150-H 34
BSO150NST 34
BSO150S 34
BTN75 34
BVDSO100 42
BVDSO150 42
BVDSO150NST 42
BVSO100 42
BVSO100NST 42
BVSO150 42
BVSO150-125 42
BVSO150NST 42
BVSO150NST-125 42
BVTSO150 42
BVTSO150-200 42
BVTSO150NST 42
BVTSO150NST-200 42
BVTSO250NST 42

CAP100F-C 69
CAP100S-C 69
CAP150FABS 69
CAP150F-C 69
CAP150SABS 69
CAP150S-C 69
CAP200FABS 69
CAP200F-C 69
CAP200SABS 69
CAP200S-C 69
CAP250FABS 69
CAP250F-C 69
CAP250SABS 69
CAP250S-C 69
CAP300FABS 69
CAP300F-C 69
CAP300SABS 69
CAP400FABS 69
CAP400F-C 69
CAP400F-C-LH 69
CAP400SABS 69
CAP450FABS 69
CAP450F-C 69
CAP450F-C-LH 69
CAP450SABS 69
CAP500FABS 69
CAP500F-C 69
CAP500F-C-LH 69
CAP500SABS 69
CAP600FABS 69
CAP600F-C 69
CAP600F-C-LH 69
CAP600SABS 69
CDMHCB40225 95
CDMHCB40230 95
CDMHCB50230 95
CDMHCB60225 95
CDMHCB60230 95
CFB100NST 39
CFB100S 39
CFB150NST 39
CFB150S 39
CFB200S 39
CFB2015S 39
CFB250NST 39
CFB75GHT 39
CFFR150 40
CFFR150NST 40
CFG100NST 39
CFG100S 39
CFG150NST 39
CFG150S 39
CFG200S 39
CFG250NST 39
CFR47-1-100 25
CFR47-1-200 25
CFR47-150-100 25
CFR47-150-200 25
CFR47-C1 25
CFR47-C2 25
CFR47-C3 25
CFR47-C4 25
CFR-HC 25
CFR-RK 25
CGN150NST 36
CGN250NST 36
CGSN150F 36
CGSN150S 36
CGSN151F 36
CGSN151S 36
CPV150F 122
CSCTF25F30T-C 97
CSCTF25F30T-P 97
CSCTM25F30T-C 97
CSCTM25F30T-P 97
CSES150F 84
CSES150T 84
CSES2015F 84
CSSF150T 24
CSSTF25F30T-C 96
CSSTF25F30T-P 96
CSSTF30F30T-P 96
CSSTM25F30T-C 96
CSSTM25F30T-P 96
CSSTM30F30T-C 96
CSSTM30F30T-P 96

D11023BLF 45
D11023BLS 45
D15193 133
D15193F 133
D15206F 133
D156020F 45
D156020S 45
D16181 18
D16181F 18
D16187 133
D16187F 133
D16193 18
D16193 133
D16193F 18
D16193F 133
D16206 18
D16206 133
D16206F 18
D16206F 133
D20231 18
D253 133
D253F 133
D26287F 18
D26287F 133
D263 18
D263 133
D263F 18
D263F 133
D815100RAF 5
D815100RAS 5

D815100RBF 5
D815-25RAF 5
D815-50RAF 5
D815-50RAS 5
D815-50RBF 5
D815Y100RAF 5
D815Y100RAS 5
D815Y50RAF 5
D815Y50RAS 5
D817Y50RAF 5
D825100RAF 5
D825100RAS 5
D825100RBF 5
D825-25RAF 5
D825-50RAF 5
D825-50RAS 5
D825-50RBF 5
D825Y100RAF 5
D825Y50RAF 5
D8325Y50RAF 5
DB11023F 45
DB11023S 45
DBD1560F 45
DBD1560S 45
DBD550F 45
DBD550S 45
DCG2510F 46
DCG2510S 46
DCG8020F 46
DCG8020S 46
DCS4025F 91
DCS4025F-C 91
DCS4025F-NB 91
DCS4025F-P 91
DCS4025F-SP 91
DCS4030F 91
DCS4030NYFD 91
DCS6025F 91
DCS6025F-SP 91
DCS6030GSS 93
DF16-180 82
DF16-181 82
DFP1515 49
DFP1515F 49
DFP1515F-D 49
DFP15F15S 49
DFP15NYFD15NYFD 49
DFP2525 49
DFP2525F 49
DFP2525F-D 49
DFP25F25S 49
DFP25NYFD25NYFD 49
DFR1515 49
DFR1515F 49
DFR2525 49
DFR2525F 49
DHS6BF 86
DHS8BF 86
DHSSC6 86
DM15100GAX 14
DM15100RAF 14
DM15100RAS 14
DM15100RAT 14
DM15-100UC 14
DM15-50GAX 14
DM15-50RAF 14
DM15-50RAS 14
DM15-50RAT 14
DM15-50UC 14
DM20100GAX 14
DM20100RAS 14
DM20100RAT 14
DM20-100UC 14
DM20-50GAX 14
DM20-50RAS 14
DM20-50RAT 14
DM20-50UC 14
DM25100RAF 14
DM25100RAS 14
DM25-100UC 14
DM25-50RAF 14
DM25-50RAS 14
DM25-50RAT 14
DM25-50UC 14
DMH1010 63
DMH1010F 63
DMH1010F-D 65
DMH1015 63
DMH1015F 63
DMH1015F-D 65
DMH1025F 63
DMH1076 63
DMH1510 63
DMH1510F 63
DMH1515 63
DMH1515-D 65
DMH1515F 63
DMH1515F-D 65
DMH1515NYFD 64
DMH1515T 63
DMH1520 63
DMH1525F 63
DMH1525F-D 65
DMH1525NYFD 64
DMH15F15F 63
DMH15F15F-D 65
DMH15F15NYFD 64
DMH15F15S 63
DMH15F15S-D 65
DMH15F25F 63
DMH15F25F-D 65
DMH15NYFD15NYFD 64
DMH15S15S 63
DMH2015 63
DMH2015F 63
DMH2015F-D 65
DMH2020 63
DMH2020-D 65
DMH2020T 63
DMH2025 63
DMH2025F 63
DMH2025F-D 65
DMH2025NYFD 64
DMH2515 63
DMH2515F 63
DMH2515F-D 65
DMH2515NYFD 64
DMH2520 63
DMH2525 63
DMH2525F 63
DMH2525F-D 65
DMH2525NYFD 64
DMH2525T 63
DMH2530 63
DMH2530F 63
DMH2530T 63
DMH25F25F 63
DMH25F25F-D 65
DMH25F25NYFD 64
DMH25F30F 63
DMH25NYFD25NYFD 64
DMH3025 63
DMH3025F 63
DMH3025F-D 65
DMH3030 63
DMH3030F 63
DMH3030F-D 65
DMH3030T 63
DMH4040 63
DMH4040F 63
DMH4040T 63
DMH4045F 63
DMH4045F-D 65
DMH40F40F 63
DMH5050F 63
DMH6045F 63
DMH6060 63
DMH6060F 63
DMH6060F-D 65
DMH6060T 63
DMH7515 63
DMH7515F 63
DMOCA40225F 99
DMOCA60225F 99
DMP1515 65
DMP1515F 65
DMP15F15S 65
DMP15F15T 65
DMP15S15T 65
DMP2525 65
DMP2525F 65
DMP25F25S 65
DMP25F25T 65
DMR1515 65
DMR1515F 65
DMR15F15S 65
DMR15F15T 65
DMR15S15T 65
DMR2525 65
DMR2525F 65
DSG1560F 46
DSG1560S 46
DSG3012F 46
DSG3012S 46
DSG540F 46
DSG540S 46
DTW150 ..... 19, 133
DTW250 ..... 19, 133
DTW300 19
DVB1560F 45
DVB1560S 45
DVB3012F 45
DVB3012S 45
DX2836 25
DX2839 25
DXHDR25HC 23
DXHDR25PB 23
DXHDRC25HC 23

ER10125 19
ER1510 ..... 19, 133
ER15125 ..... 19, 133
ER1575 ..... 19, 133
ER1587 19
ER27125 ..... 19, 133
ER27150 ..... 19, 133
ER3020 19

FAPRAV250F 120
FAPRAVF250 120
FAPRAVG250F 120
FAPRAVG250G 120
FAPRVF250 120
FAPRVG250 120
FBSO100F 43
FBSO100F-PG 43
FBSO100S 43
FBSO100S-PG 43
FBSO150F 43
FBSO150F-PG 43
FBSO150S 43
FBSO150S-PG 43
FC150 68
FC150F 68
FC150F-C 68
FC150F-D 71
FC150F-P 68
FC200 68
FC200F 68
FC250 68
FC250F 68
FC250F-C 68
FC250F-D 71
FC250F-P 68
FC300 68
FC300F 68
FC400 68
FC400F 68
FC450F 68
FC600 68

FC600F 68
FCB48 29
FD47-C2 24
FFH1515F 47
FFH1515NYFD 47
FFH15F15F 47
FFH15NYFD15NYFD 47
FFH15T15S 47
FFH2525F 47
FFH2525NYFD 47
FFH25F25F 47
FFN100 43
FFN100NST 43
FFN150 43
FFN150NST 43
FFN75GHT 43
FHCS150 82
FHHR-1 27
FHHR-2 27
FHHR-3 27
FHHR-4 27
FHHR-5 27
FHHR-C 27
FHHR-C4 27
FHHR-C5 27
FHPR150 28
FHPR150-100CBF 28
FHPR150-50CBF 28
FHPR150-75CBF 28
FHPR2515 28
FHR-C 22
FHR-C1 22
FHR-V1 22
FHR-V2 22
FHR-V5 22
FHR-V5 22
FM1010 56
FM1010F 56
FM1015 56
FM1015F 56
FM1015F-D 55
FM1076 56
FM10F10T 56
FM10S76 56
FM1515 56
FM1515F 56
FM1515F-D 55
FM1515NYFD 57
FM1525F 56
FM1525F-D 55
FM15F15F 56
FM15F15NYFD 57
FM15F15S 56
FM15F15S-D 55
FM15F15T 56
FM15F15T-D 55
FM15F20T 56
FM15F25F 56
FM15F25F-D 55
FM15F25T 56
FM15NYFD15F 57
FM15NYFD15T 57
FM15S15F 56
FM15S15F-D 55
FM15S15T 56
FM15S15T-D 55
FM15S20T 56
FM2015 56
FM2015F 56
FM2015F-D 55
FM2020 56
FM2025F 56
FM20S15 56
FM20S15F 56
FM20S15T 56
FM20S20T 56
FM20S25F 56
FM2515F 56
FM2525 56
FM2525F 56
FM2525F-D 55
FM2525NYC 57
FM2525NYFD 57
FM2525T 57
FM25F10T 56
FM25F15F 56
FM25F15F-D 55
FM25F15T 56
FM25F15T-D 55
FM25F20T 56
FM25F25F 57
FM25F25NYC 57
FM25F25NYFD 57
FM25F25S 57
FM25F25T 57
FM25F25T-D 55
FM25F30F 57
FM25F30T 57
FM25F75T 56
FM25NYC25F 57
FM25NYC25T 57
FM25NYFD15T 57
FM25NYFD20T 57
FM25NYFD25F 57
FM25NYFD25T 57
FM25NYFD30T 57
FM25S25F 57
FM25S25T 57
FM3025F 57
FM3025T 57
FM3030F 57
FM30F25F 57
FM30F25T 57
FM30F30T 57
FM30S25F 57
FM4025F 57
FM4040F 57
FM4045F 57
FM40F40T 57
FM45F40T 57
FM6060F 57
FM60F60T 57
FM7610T 56
FMBV15F15F 115
FMBV15S15S 115
FMBV25F15F 115
FMBV25F25F 115
FMBV40F25F 115
FMBV45F25F 115
FMGR40F40F 124
FMGR40F45F 124
FMGR40F50F 124
FMGR40F60F 124
FMGR45F40F 124
FMGR45F45F 124
FMGR45F50F 124
FMGR45F60F 124
FMGR50F40F 124
FMGR50F45F 124
FMGR50F50F 124
FMGR50F60F 124
FMGR60F60F 124
FN100NST 33
FN100S 33
FN150NST 33
FN150S 33
FNB100NST 33
FNB100S 33
FNB150NST 33
FNB150S 33
FNB75GHT 33
FNB75S 33
FNBE150NST 38
FNBE150S 38
FNG100NST 38
FNG100S 38
FNG150NST 38
FNG150S 38
FNPSO150F-30 44
FNPSO150F-70 44
FNPSO150S-30 44
FNPSO150S-70 44
FP150 73
FP150F 73
FP150F-C 73
FP150F-D 73
FP150F-P 73
FP250 73
FP250F 73
FP250F-C 73
FP250F-D 73
FP250F-P 73
FP300F 73
FP400F 73
FP450F 73
FP475S 37
FP500A 37
FP500B 37
FR3C4025 89
FR3C6025 89
FR3C6025F 89
FRC4025 87
FRC4025F 87
FRC6025 87
FRC6025F 87
FSA1510T 74
FSA1515F 74
FSA1515S 74
FSA1515T 74
FSA2015F 74
FSA2015S 74
FSA2015T 74
FSA2020T 74
FSA2025F 74
FSA2515T 74
FSA2520T 74
FSA2525F 74
FSA2525S 74
FSA2525T 74
FSA2530T 74
FSA3025F 74
FSA3030T 74
FSA4025F 74
FSA4030F 74
FSA4030T 74
FSA4040F 74
FSA4040S 74
FSA4040T 74
FSA4045F 74
FSA4050F 74
FSA4060F 74
FSA4060T 74
FSA5025F 74
FSA5030F 74
FSA5030T 74
FSA5040F 74
FSA5040T 74
FSA5045F 74
FSA5050F 74
FSA5050T 74
FSA5060F 74
FSA5060T 74
FSA6040T 74
FSA6060F 74
FSA6060T 74
FSGR440F 124
FSGR445F 124
FSGR450F 124
FSGR460F 124
FSGR540F 124
FSGR550F 124
FSGR560F 124
FSGR-RK 126
FSGV440F 112
FSGV445F 112
FSGV450F 112
FSGV460F 112

FSGV540F..... 112
FSGV545F..... 112
FSGV550F..... 112
FSGV560F..... 112
FSGV-RK 126
FSGVR-RK..... 126
FSHV-RK 126
FSW1..... 82
FSW2..... 82
FTH100 30
FWV10S10S..... 113
FWV15F15F..... 113
FWV15S15S..... 113
FWV25F15F..... 113
FWV25F25F..... 113

G12014 133
G12014 133
G12014 133
G150-A-ALNST..... 67
G150-B-ALNST..... 67
G150-D-ALNST..... 67
G150-F-ALNST..... 67
G250-A-ALNST..... 67
G250-B-ALNST..... 67
G250-D-ALNST..... 67
G250-F-ALNST..... 67
GAW 81
GBN150..... 31
GBN150NST 31
GBN250NST 31
GFN150..... 42
GFN150NST..... 42
GHN75 40
GHN75-B 40
GV-HDWHL..... 126
GV-KNOB..... 126
GWDGV250F..... 108

H440Y50SZ.....9
H440Y50UC 9
H450Y100SZ 9
H450Y50SZ.....9
H450Y50UC 9
H515R100RAF.....7
H515R100RAS.....7
H515R100UC.....7
H515R50RAF.....7
H515R50RAS.....7
H515R50RBF.....7
H515R50UC.....7
H525R100RAF.....7
H525R100UC.....7
H525R50RAF.....7
H525R50RAS.....7
H525R50RBF.....7
H525R50UC.....7
H610Y50RAF 9
H610Y50RAS.....9
H610Y50UC 9
H615Y50PBF 9
H615Y50RAF 9
H615Y50RAS.....9
H615Y50RBF 9
H615Y50UC 9
H620Y50UC 9
H625Y50PBF 9
H625Y50RAF 9
H625Y50RAS.....9
H625Y50RBF 9
H625Y50UC 9
H630Y50UC 9
HA1510 52
HA1510F..... 52
HA1510T..... 52
HA1515 52
HA1515ADP..... 66
HA1515F..... 52
HA1515T..... 52
HA1525F..... 52
HA1575 52
HA1575T..... 52
HA1576 52
HA1576-D..... 54
HA15NYFD76 54
HA15S10S 52
HA15S10T 52
HA15S15F 52
HA15S15T 52
HA15S75..... 52
HA15S75T 52
HA15S76..... 52
HA15T15F..... 52
HA15T15S 52
HA2025F..... 52
HA20S15F 52
HA20S15S 52
HA20S15T 52
HA20S25F 52
HA20T25F..... 52
HA2510 52
HA2510F..... 52
HA2510T..... 52
HA2510T-D..... 54
HA2515 52
HA2515F..... 29
HA2515F..... 52
HA2515F-D 54
HA2515T..... 52
HA2515T-D..... 54
HA2520 52
HA2520F..... 52
HA2520T..... 52
HA2525 52
HA2525ADP..... 66
HA2525F..... 52
HA2525T..... 52
HA2530 52
HA2530F..... 52
HA2530T..... 52
HA2575T..... 52
HA2576 52
HA2576-D..... 54
HA25NYC10T..... 54
HA25NYC15T..... 54
HA25NYC20T..... 54
HA25NYC76..... 54
HA25NYFD15F 54
HA25NYFD15NYFD..... 54
HA25NYFD15S 54
HA25NYFD15T 54
HA25NYFD20T 54
HA25NYFD25F 54
HA25NYFD75T 54
HA25NYFD76 54
HA25S10T 52
HA25S15F 52
HA25S15S 52
HA25S15T 52
HA25S25F 52
HA3015F..... 52
HA3015S..... 52
HA3025F..... 52
HA30S25F 52
HA30S25T 52
HA4025F..... 52
HA4525F..... 52
HC30143 29
HDR150-100G..... 26
HDR150-100GACC..... 26
HDR150-100PCR 26
HDR150-100PCRAC 26
HFN100..... 33
HFN100..... 32
HFN100..... 133
HFN100NST..... 32
HFN150..... 33
HFN150..... 32
HFN150..... 133
HFN150NST..... 32
HFN150NYFD 32
HGB100NST 33
HGB100S 33
HGCFB150NST..... 39
HGCFB150S..... 39
HGCFB250NST..... 39
HGG100NST 38
HGG100S 38
HGV250..... 110
HGV250F 110
HGV250F-D 110
HGV250-H 110
HGV-HDWHL 111
HGV-HDWHL 126
HGV-KNOB 111
HGV-KNOB 126
HGVW250F 111
HGVW250-W 111
HHA1576 54
HHA2576 54
HPFN150 33
HPFN150 32
HPFN150 133
HPFN150NST 32
HR1610..... 27
HR1610-3..... 27
HR1610-4..... 27
HR1610-6..... 27
HSR18..... 23
HSR24..... 23
HSR25-24..... 23
HSRC18 23
HSRC24 23
HSRC25-24 23
HSRC26 22
HTSW 80
HVF0301-25..... 85
HVF0402-25..... 85
HVF0603-25..... 85
HVF0604-25..... 85
HVF0606-25..... 85
HVF0806-25..... 85
HVG0603-25 85
HVG0604-25 85
HVG0803-25 85
HVG0806-25 85

IHC250F..... 71
IHC450F..... 71
IRC4025 87
IRC4025F..... 87
IRC4025GF 87
ISCS4025F..... 90

LHFS400F..... 84
LHFS4045F..... 84
LHW..... 82
LLBV2515F 114
LOCKINGDEVICE 79
LOCKINGDEVICE6 79

M10-100UC..... 11
M10-300UC..... 11
M10-50UC..... 11
M15100RAF..... 12
M15100RAS..... 12
M15100RAT..... 12
M15-100UC..... 11
M15-25GAX 13
M15-25KAF..... 13
M15-25KAS..... 13
M15-25UC..... 11
M15-50GAX 13
M15-50KAF..... 13
M15-50KAS..... 13
M15-50RAF..... 12

M15-50RAS..... 12
M15-50RAT..... 12
M15-50UC..... 11
M20100RAS..... 12
M20100RAT..... 12
M20-100UC..... 11
M20-25GAX 13
M20-25KAS..... 13
M20-25UC..... 11
M20-50GAX 13
M20-50KAS..... 13
M20-50RAS..... 12
M20-50RAT..... 12
M20-50UC..... 11
M25100RAF..... 12
M25100RAS..... 12
M25-100UC..... 11
M25-25GAX 13
M25-25KAF..... 13
M25-25KAS..... 13
M25-25RAF..... 12
M25-25UC..... 11
M25-50GAX 13
M25-50KAF..... 13
M25-50KAS..... 13
M25-50RAF..... 12
M25-50RAS..... 12
M25-50UC..... 11
M30-100UC..... 11
M30-25GAX 13
M30-25KAS..... 13
M30-25UC..... 11
M30-50GAX 13
M30-50KAS..... 13
M30-50UC..... 11
M40-100UC..... 11
M40-25GAX 13
M40-25UC..... 11
M40-50GAX 13
M40-50UC..... 11
M60-25UC..... 11
M60-50UC..... 11
MD16181T..... 18
MD16181T..... 133
MD20231T..... 18
MD20231T..... 133
MD26287T..... 18
MD26287T..... 133
MOC250F-C 56
MOC250F-P 56
MOC250NYC-P 56
MOC250NYFD-P 56
MOC300F-P 56
MOC3025F-C 56
MOC3025F-P 56
MOCA250F 99
MS16168T..... 18
MS16168T..... 133
MS16175T..... 18
MS16175T..... 133
MS20225T..... 18
MS20225T..... 133
MS26268T..... 18
MS26268T..... 133
MSA1515F..... 76
MSA1515S..... 76
MSA1515T..... 76
MSA2015F..... 76
MSA2015S..... 76
MSA2015T..... 76
MSA2520T..... 76
MSA2525F..... 76
MSA2525T..... 76
MSA2530T..... 76
MSA3025F..... 76
MSA3030T..... 76
MSA4025F..... 76
MSA4025T..... 76
MSA4040F..... 76
MSA4040T..... 76
MSA4045F..... 76
MSA5025F..... 76
MSA5040T..... 76
MSA5050F..... 76
MSA6060T..... 76
MSBVR(3)-RK 126
MSBV-RK..... 126
MSMG-RK 126

N35-10F10F..... 51
N35-10S10F..... 51
N35-10S10S..... 51
N35-10S15F..... 51
N35-15F15F..... 51
N35-15F25F..... 51
N35-15S15F..... 51
N35-15S15S..... 51
N35-20S25F..... 51
N35-25F25F..... 51
N35-25S25F..... 51
N35-25S25S..... 51
N35-30S30S..... 51
N35-40F40F..... 51
N35-45F45F..... 51
N35-50F50F..... 51
N35-60F60F..... 51
N36-10F10F..... 66
N36-10S10S..... 66
N36-15F15F..... 66
N36-15F20T..... 66
N36-15F25F..... 66
N36-15S15F..... 66
N36-15S15S..... 66
N36-15S15T..... 66
N36-15S20S..... 66
N36-15T15F..... 66
N36-15T25F..... 66
N36-20T20T..... 66
N36-20T25F..... 66
N36-25F25F..... 66
N36-25F30F..... 66
N36-25F30T..... 66
N36-25F40F..... 66
N36-25F40T..... 66
N36-25F45F..... 66
N36-25S25F..... 66
N36-25S25S..... 66
N36-25T25F..... 66
N36-25T30T..... 66
N36-25T40T..... 66
N36-30F30F..... 66
N36-30T30F..... 66
N36-40F40F..... 66
N36-40T40F..... 66
N36-40T45F..... 66
N36-45F45F..... 66
N36-50T60T..... 66
N36-60F60F..... 66
N36-60T60F..... 66
N37-07G10F 58
N37-07G10S 58
N37-07G10T 58
N37-07G15F 58
N37-07G15S 58
N37-10F07G 58
N37-10F10S..... 58
N37-10F10T..... 58
N37-10F15F..... 58
N37-10F15S..... 58
N37-10F25F..... 58
N37-10S07G 58
N37-10S07S..... 58
N37-10S10F..... 58
N37-10S10T..... 58
N37-10S15F..... 58
N37-10S15S..... 58
N37-10T10F..... 58
N37-15F07G 58
N37-15F07T..... 58
N37-15F10F..... 58
N37-15F10S..... 58
N37-15F10T..... 58
N37-15F15F..... 58
N37-15F15S..... 58
N37-15F15T..... 58
N37-15F20T..... 58
N37-15F25F..... 58
N37-15S07G 58
N37-15S10F..... 58
N37-15S15F..... 58
N37-15S15T..... 58
N37-15S20T..... 58
N37-15T15F..... 58
N37-15T15S..... 58
N37-15T25F..... 58
N37-20S07G 58
N37-20S15F..... 58
N37-20S15S..... 58
N37-20S20T..... 58
N37-20S25F..... 58
N37-20T15F..... 58
N37-20T15S..... 58
N37-20T25F..... 58
N37-25F07G 59
N37-25F07T..... 59
N37-25F10T..... 59
N37-25F15F..... 59
N37-25F15S..... 59
N37-25F15T..... 59
N37-25F20T..... 59
N37-25F25F..... 59
N37-25F25S..... 59
N37-25F25T..... 59
N37-25F30F..... 59
N37-25F30T..... 59
N37-25S15S..... 59
N37-25S25F..... 59
N37-25S25T..... 59
N37-25T15S..... 59
N37-25T25F..... 59
N37-25T30T..... 59
N37-30F15F..... 59
N37-30F25F..... 59
N37-30F30T..... 59
N37-30S25F..... 59
N37-30T25F..... 59
N37-30T25T..... 59
N37-40F25F..... 59
N37-40F40F..... 59
N37-40F40T..... 59
N37-40F60F..... 59
N37-40T25F..... 59
N37-40T40F..... 59
N37-40T45F..... 59
N37-45F25F..... 59
N37-45F40F..... 59
N37-45F40T..... 59
N37-45F50F..... 59
N37-50F45F..... 59
N37-50F50T..... 59
N37-50F60F..... 59
N37-50S60F..... 59
N37-50T50F..... 59
N37-60F40T..... 59
N37-60F50F..... 59
N37-60F60T..... 59
N37-60T40F..... 59
N37-60T60F..... 59
N53-15F15F..... 50
N53-15F15T..... 50
N53-15S15S..... 50
N53-15S15T..... 50
N53-20S20T..... 50
N53-25F15F..... 50
N53-25F20T..... 50
N53-25F25F..... 50

N53-25F25T 50
N53-25F30T 50
N53-25F40T 50
N53-25F60F 50
N53-30S30T 50
N53-40F40F 50
N53-40F40T 50
N53-45F40T 50
N53-45F60T 50
N53-50F60T 50
N53-60F45F 50
N53-60F60T 50
N53-60S60T 50
N54-15F15F 62
N54-15F15T 62
N54-15F25F 62
N54-15S15S 62
N54-15S15T 62
N54-25F15F 62
N54-25F15T 62
N54-25F20T 62
N54-25F25F 62
N54-25F25T 62
N54-25F30T 62
N54-25S20T 62
N5430-25F25F 84
N54-30S30T 62
N54-40F40F 62
N54-40F40T 62
N54-40F60F 62
N5445-25F25F 84
N54-45F40T 62
N54-45F60T 62
N5460-25F25F 84
N54-60F60T 62
N5490-25F25F 84
N54L-25F25F 62
N54L-40F60F 62
N54L-45F40T 62
N54L-60F40T 62
N54L-60F50F 62
N54L-60F60T 62
N56-40F25F 53
N56-45F40F 53
N56-50F25F 53
N56-60F45F 53
N56-60F60T 53
N57-45F60F 51
N57-50F50F 51
N57-50F60F 51
N57-60F60F 51
NAPRAV150F-15 117
NAPRAV150F-20 117
NAPRAV150F-25 117
NAPRAV150F-30 117
NAPRAV150F-35 117
NAPRAV250F-55 117
NAPRAV250F-60 117
NAPRAV250F-65 117
NAPRAV250F-70 117
NAPRAV250F-75 117
NAPRAV250F-80 117
NAPRAVF150-15 117
NAPRAVF150-20 117
NAPRAVF150-25 117
NAPRAVF150-30 117
NAPRAVF150-50 117
NAPRAVF250-55 117
NAPRAVF250-60 117
NAPRAVF250-65 117
NAPRAVF250-70 117
NAPRAVF250-75 117
NAPRAVF250-80 117
NAPRAVGFT250-55 ... 119
NAPRAVGFT250-60 ... 119
NAPRAVGFT250-65 ... 119
NAPRAVGFT250-70 ... 119
NAPRAVGFT250-75 ... 119
NAPRAVGFT250-80 ... 119
NAPRAVGFT250-85 ... 119
NAPRAVGFT250-95 ... 119
NAPRAVGT250-55..... 119
NAPRAVGT250-60..... 119
NAPRAVGT250-65..... 119
NAPRAVGT250-70..... 119
NAPRAVGT250-75..... 119
NAPRAVGT250-80..... 119
NAPRAVGT250-85..... 119
NAPRAVGT250-95..... 119
NAPRVF250-55 118
NAPRVF250-60 118
NAPRVF250-65 118
NAPRVF250-70 118
NAPRVF250-75 118
NAPRVF250-80 118
NAPRVFT250-55 119
NAPRVFT250-60 119
NAPRVFT250-65 119
NAPRVFT250-70 119
NAPRVFT250-75 119
NAPRVFT250-80 119
NAPRVFT250-85 119
NAPRVGT250-55 119
NAPRVGT250-55 118
NAPRVGT250-60 119
NAPRVGT250-60 118
NAPRVGT250-65 119
NAPRVGT250-65 118
NAPRVGT250-70 119
NAPRVGT250-70 118
NAPRVGT250-75 119
NAPRVGT250-75 118
NAPRVGT250-80 119
NAPRVGT250-85 119
NCS-CSF-STZ450 77
NCS-CSF-STZ460 77
NCS-CSF-STZ540 77
NCS-CSF-STZ550 77
NCS-CSF-STZ560 77
NCS-CSF-STZ640 77
NCS-CSF-STZ650 77
NCS-CSF-STZ650C..... 77
NCS-CSF-STZ660 77
NCS-CSF-STZ660C..... 77
NF307Y50GHT.....8
NF307Y50GHT-KIT 8
NF610Y100RAF.....8
NF610Y100RAS.....8
NF610Y50RAF.....8
NF610Y50RAS.....8
NF615100RAQT 8
NF615-50RAQT.....8
NF615Y100RAF.....8
NF615Y100RAS.....8
NF615Y50RAF.....8
NF615Y50RAS.....8
NST250TC..... 68

PAP250 72
PBC250 71
PFC250F 70
PFC250U..... 70
PFCW150 70
PFCW150F..... 70
PFCW200 70
PFCW250F..... 70
PFCW250F-Y..... 70
PFCW300F..... 70
PFCW400F-Y..... 70
PFCW450F-Y..... 70
PFN4005F..... 44
PFN4005S..... 44
PFNB100S 38
PFNB150NST 38
PFNB150S 38
PGA100NST..... 41
PGA150NPSH..... 41
PGA150NST..... 41
PGA250NST..... 41
PHFA6..... 29
PHFA6..... 103
PHFA-B-A 103
PHW 81
PLUG150F-C 72
PLUG150S-C 72
PLUG250F-C 72
PLUG250S-C 72
PLUG300F-C 72
PLUG300S-C 72
PLUG400F-C 72
PLUG450F-C 72
PLUG500F-C 72
PLUG600F-C 72
PN15 35
PN15F 35
POLYHA15S15F..... 55
POLYHA2515 55
POLYHA2515F 55
POLYHA2520T 55
POLYHA2576 55
PP150F 72
PP250F 72
PP250NYFD..... 72
PPDV75..... 123
PPSO150F 44
PPSO150S 44
PRC 28
PRN150F..... 28
PRN250F..... 28
PRV-RK..... 126
PRWB 28
PSNP250NST 73
PSNP250NYC 73
PSNP250NYFD..... 73
PSNP250S 73
PSNP300NST 73
PSNP300NYFD..... 73
PSW..... 80
PSW-B 80
PSW-Y 80
PSW-Z 80
PTTF150F 44
PTTF150S..... 44
PV-HDWHL..... 124
PV-HDWHL..... 126
PV-KNOB 124
PV-KNOB 126
PW15F15F 115
PW15S15S..... 115
PW25F15F 115
PW25F25F 115
PW615B100RAF.....6
PW615B100RAS.....6
PW615B100RBF.....6
PW615B100RBS.....6
PW615B50RAF.....6
PW615B50RAS.....6
PW615B50RBF.....6
PW615B50RBS.....6
PW625B100RAF.....6
PW625B100RAS.....6
PW625B100RBF.....6
PW625B100RBS.....6
PW625B50RAF.....6
PW625B50RAS.....6
PW625B50RBF.....6
PW625B50RBS.....6

QTF100S-F..... 21
QTF100T-F 21
QTF150F-F 21
QTF150T-F 21
QTF75GHT-F 21
QTG-F 21
QTM100S-F..... 21
QTM100T-F 21

QTM150F-F 21
QTM150T-F 21
QTM75GHT-F 21
QTX150-F 21

R515100CBF 7
R515100CBF/F 7
R515100RAF 7
R515100RAF/F 7
R515-50CBF 7
R515-50CBF/F 7
R515-50RAF 7
R515-50RAF/F 7
R515U100CBF 6
R515U100CBF/F 6
R515U100RAF/F 6
R515U50CBF 6
R515U50CBF/F 6
R515U50RAF 6
R515U50RAF/F 6
RD15193 ..... 18, 133
RD15193F 18, 133
RD15206 133
RD15206F 133
RD253 133
RD253F 133
REP250AS 100
REP250AS-C 100
REP250AS-P 100
REP250HY 100
REP250PT 100
REP250SP 100
REP250SP-C 100
REP250SP-P 100
REP400AS 100
REP400AS/SP 100
REP400AS-C 100
REP400AS-P 100
REP400HY 100
REP400SP 100
REP400SP-C 100
REP400SP-P 100
REP600AS 100
REP600AS-C 100
REP600AS-P 100
REP600SP 100
REP600SP-C 100
REP600SP-P 100
RFC075 68
RFC100 68
RFC100F 68
RFC150 68
RFC150F 68
RFC200 68
RFC250 68
RFC250F 68
RFC250F-C 68
RFP150F 73
RFP250F 73
RH15168 133
RH15168F 133
RH16168F 133
RH16168F 133
RHA1510 53
RHA1510F 53
RHA1510T 53
RHA1515 53
RHA1515F 53
RHA1515T 53
RHA1520 53
RHA1525F 53
RHA1576 53
RHA15S10 53
RHA15S10T 53
RHA15S15F 53
RHA15S15T 53
RHA15S75T 53
RHA15T15F 53
RHA2025F 53
RHA2510 53
RHA2510F 53
RHA2510T 53
RHA2515 53
RHA2515F 53
RHA2515T 53
RHA2520F 53
RHA2520T 53
RHA2525T 53
RHA2530T 53
RHA2576 53
RHA25S15 53
RHA25S15F 53
RHA25T25F 53
RHA3025F 53
RIC150F 99
RNB150NST 39
RNB150S 39
RP-209335 126
RP-209337 126
RP-209339 126
RP-209342-PV 126
RS15175 ..... 18, 133
RS15175F 18, 133
RS15181 ..... 18, 133
RS15181F 18, 133
RS25281 ..... 18, 133
RS25281F 18, 133
RS25287 133
RSE30250F-C 84
RSE45250F 84
RSE45250F-C 84
RSE90250F 84
RSE90250F-C 84
RSF150F 48
RSF250F 48
RSF25F15T 48
RSF25F20T 48
RSF25F30T 48
RSFSA250F 47
RSFSA25F15T 47
RSFSA25F20T 47
RSFSA25F30T 47
RSM150F 60
RSM150S 60
RSM250F 60
RSM25F20T 60
RSM25F30T 60
RSMSA250F 61
RSMSA250F-Z 61
RSMSA25F20T 61
RSMSA25F20T-Z 61
RSMSA25F30T 61
RSMSA25F30T-Z 61
RTW150 19
RTW150 133
RTW150 133
RTW150 133
RTW150 133
RWDGV250F 109
RWDGV3025F 109

S10125 18
S15175 133
S15175F 133
S15181 133
S15181F 133
S16168 ..... 18, 133
S16168F 18, 133
S16175 ..... 18, 133
S16175F 18, 133
S16181 ..... 18, 133
S16181F 18, 133
S20225 18
S25281 133
S25281F 133
S25287 133
S25287F 133
S26268 133
S26268F 18
S26268F 133
S26275 133
S26275F 133
S26281 ..... 18, 133
S26281F 18, 133
S6175 114
S6175S 114
S7100 114
S7100-15 114
S7100-15S 114
S7337S 114
SAHW 80
SBDV50 116
SBDV75 116
SC150-NL 79
SC200-NL 79
SC250-NL 79
SC300-NL 79
SC400ABS 79
SC400-NL 79
SC500ABS 79
SC500-NL 79
SC600-NL 79
SCS4025F 90
SF150F 48
SF150F-D 48
SF150S 48
SF250F 48
SF250F-C 48
SF250F-D 48
SF250F-P 48
SF250FSS 93
SF250NYFD 48
SF250S 48
SF2530FSS 93
SF25F15T 48
SF25F20T 48
SF25F20T-D 48
SF25F30T 48
SF300F 48
SF300FSS 93
SF300NYFD 48
SF300NYFDSS 93
SF400F 48
SFSA2525F 75
SFSA2525S 75
SFSA3025F 75
SFSA3030S 75
SFSA30-4040F 77
SFSA30-4045F-LH 77
SFSA30-4050F 77
SFSA30-4050F-LH 77
SFSA30-4060F 77
SFSA30-4060F-LH 77
SFSA30-5030F 77
SFSA30-5040F 77
SFSA30-5045F 77
SFSA30-5060F 77
SFSA4025F 75
SFSA4030F 75
SFSA4040F 75
SFSA4040S 75
SFSA4045F 75
SFSA4045F-LH 75
SFSA4060F 75
SFSA5025F 75
SFSA5040F 75
SFSA5040F-LH 75
SFSA5045F 75
SFSA5045F-LH 75
SFSA5060F 75
SFSA5060S 75
SFSA6060F 75
SFSA6060F-LH 75
SGP200 79
SGP250 79
SGP300 79

SGP400 79
SGP500 79
SGS150-NL 79
SGS150-NL 79
SGS200-NL 79
SGS250-NL 79
SGS300-NL 79
SGS400-NL 79
SGS500-NL 79
SGS600-NL 79
SGS600-NL 79
SGV150F 116
SGV250F 116
SGV30-440 112
SGV30-450 112
SGV30-540 112
SGV30-550 112
SGV440 112
SGV450 112
SGV540 112
SGV550 112
SGVF150 116
SGVF250 116
SHA5045F 78
SIC250F 99
SIC250F-C 99
SIC250F-P 99
SJBV-RK 126
SL075 38
SL075GHT 38
SL100 38
SL100NST 38
SL150 38
SL150NST 38
SLSA4040T 76
SLSA5040T 76
SLT10050 103
SM150F 60
SM150F-D 60
SM150NYFD 60
SM150S 60
SM15S15F 60
SM200S 60
SM250F 60
SM250F-D 60
SM250FSS 93
SM250NYFD 60
SM250S 60
SM2530FSS 93
SM25F15T 60
SM25F20T 60
SM25F20T-D 60
SM25F30F 60
SM25F30T 60
SM25F30T-D 60
SM300FSS 93
SM300NYFDSS 93
SM400F 60
SM515W50RAF 6
SM515W50RAS 6
SMB1525 79
SMB450 79
SS418-C 89
SS418-P 89
SS424-C 89
SS424-P 89
SS618-C 89
SS618-P 89
SS624-C 89
SS624-P 89
SSA1520 78
SSA1525 78
SSA2025 78
SSA2030 78
SSA2540 78
SSA30-550 78
SSA4050 78
SSA4060 78
SSA5060 78
SSVJ-RK 126
STW100 19
STW150 ..... 19, 133
STW250 ..... 19, 133
SW100F 19
SW150 .....19, 29, 66, 133
SW153 83
SW1530 83
SW20 83
SW200 19
SW25 83
SW250 ..19, 29, 66, 73, 133
SW30 83
SW300F 19
SW300F 73
SW40 83
SW400F 19
SW450F 19
SW500F 19
SW60 83
SW600F 19
SWB-2 83
SWB-S-2 83
SWB-S-4 83
SW-S400 83
SZW2 83
SZW2-NL 83

TCS4025F 92
TCS4025F-NB 92
TCS4025F-SP 92
TCS6025F 92
TCS6025F-NB 92
TCS6025F-SP 92
TFN150-140 40
TFN150-200 40
TFN150NST-140 40
TFN150NST-200 40
UHGV250F 110
UHGV250F-D 110
UHGV250-W 110
UPP250F 29
UPP250F 35
UPP250F-SPEC 35
UPPT 35
UPPT125 35
UPPT150 35
UPPT175 35
USW 80

WDGV150F 108
WDGV250F 108
WDGV250NYFD 108
WDGV251F 109
WDGV3025F 109
WDH10BK100UC 17
WDH10BK50UC 17
WDH10BL100UC 17
WDH10Y100UC 17
WDH15BK100RAF 15
WDH15BK100RAS 15
WDH15BK100RAT 15
WDH15BK100UC 17
WDH15BK25GAX 16
WDH15BK25KAF 16
WDH15BK25KAS 16
WDH15BK50GAX 16
WDH15BK50KAF 16
WDH15BK50KAS 16
WDH15BK50RAF 15
WDH15BK50RAS 15
WDH15BK50RAT 15
WDH15BK50UC 17
WDH20BK100RAS 15
WDH20BK100RAT 15
WDH20BK100UC 17
WDH20BK25GAX 16
WDH20BK25KAS 16
WDH20BK50GAX 16
WDH20BK50KAS 16
WDH20BK50RAS 15
WDH20BK50RAT 15
WDH20BK50UC 17
WDH25BK100RAF 15
WDH25BK100RAS 15
WDH25BK100UC 17
WDH25BK25GAX 16
WDH25BK25KAF 16
WDH25BK25KAS 16
WDH25BK25RAF 15
WDH25BK50GAX 16
WDH25BK50KAF 16
WDH25BK50KAS 16
WDH25BK50RAF 15
WDH25BK50RAS 15
WDH25BK50UC 17
WDH30BK100UC 17
WDH30BK25GAX 16
WDH30BK25KAS 16
WDH30BK50GAX 16
WDH30BK50KAS 16
WDH30BK50UC 17
WDH40BK100UC 17
WDH40BK25GAX 16
WDH40BK50GAX 16
WDH40BK50UC 17
WDH60BK100UC 17
WDH60BK50UC 17
WHYD3025F 113
WHYD4025F 113
WHYD4045F 113
WP2HAS-C 97
WP2HAS-P 97
WP2H-ASSP-C 97
WP2H-ASSP-P 97
WP2H-HY-P 97
WP2H-PT-C 97
WP2H-PT-P 97
WP2HSP-C 97
WP2HSP-P 97
WP3HAS-C 97
WP3HAS-P 97
WP3HSP-C 97
WP3HSP-P 97

Index

Page #

A

Adapters 41, 47, 48, 50, 51, 52, 53, 54, 55, 58, 59, 60, 62, 64, 65, 66, 78, 86
Hydrant 52, 53, 54, 55, 66

C

Caps 68, 69, 70, 71, 72, 79, 86
Customer thread program **131**

E

Expansion ring
Gasket guide 133

F

Fire fittings, hose & accessories
Adapters
Double male
Pin lug 65
Rocker lug 65
Rocker lug, style N36 66
Hazmat
Pin lug 54
Hex
Double female 47
Double male 65
Double male, NYFD threads .. 64
Hydrant
Cam & groove 66
Pin lug 52, 54
Rocker lug 55
Long handle
Style N37 51
Style N54L 62
Style N56 53
Open snoot 48
Pin lug
Cam & groove 66
NY threads 54
Swivel 48
Rocker lug. 47, 48, 49, 50, 51, 53, 58, 59, 61, 62, 66

Page #
Storz 75
Style N35 51
Style N36 66
Style N37 ..... 58, 59
Style N53 50
Style N54 62
Swivel 48
Single male outlet 56
Storz
FSA 74
Hydrant 78
MSA 76
Rigid female 74
SFSA 75
SSA 78
SSA30 78
Suction
Female, rocker lug 47
Male, rocker lug 61
Swivels
Female to male, long handle. 62
Female to male, pin lug 60
Female to male, rocker lug... 60, 62
Male, pin lug 60
Axe 103
Back flow preventer 122
British instantaneous fittings 101, 102
Cam & groove x NST 67
Type A 67
Type B 67
Type D 67
Caps
Breakable 71
Aluminum 71
Polycarbonate 71
Hydrant 70
Pin lug 68
Rocker lug 68, 69
Test 68, 69
With cable 69
Specialty 71
Cap test gauges 72
Domestic, pin lug 71
Hydrant 71
Plugs with cable, rocker lug .. 72
Storz 79
Test 68, 69
Universal hose 70
With cable 69
Long handle 69
With chain 70

Page #
Pressurizable cap 70
Connections
International shore 102
Residential sprinkler 99
Roof 87, 88, 89
Siamese
Double clapper 91
Single clapper 90
Trippler clapper 92
Single hydrant 99
Single inlet 99
Sleeve for sidewalk 89
Couplings
Booster, hose type 21
Expansion ring 18, 19, 21
Forestry, forged 21
Gaskets
Forestry 21
Elbows
Angle and suction 84
Continuous swivel 84
Storz
30° elbow 78
Long handle, SFSA30 77
Rocker lug, SFSA30 77
Expansion ring & gasket guide .. 20
Fire jacket
For hose 30
Tape 30
Non adhesive 30
Flange
Storz
NCS-CSF 77
Forestry
Expansion ring couplings 21
Hose clamp and spanner 82
Nozzles 42, 43
Valves 113
Wrench 82
Hose
300# single jacket 3
500# rack
Non UL labeled 7
UL labeled 6
500# single jacket 4, 5
Color impregnated 5
UL labeled 4
800# double jacket 5
Color impregnated 5
Cabinet 29
Double jacket, potable water ... 6
Forestry

Page #

Forestry mop up 8
Forestry mop up, hose kit 8
Non weeping 8
Nitrile covered
500# 7
Heavy duty 9
Non-collapsible
Chemical booster 10
Fire and utility 10
Single jacket mine, MSHA approved 6

Hydrant body 95

Identification plates
Round 100

Manifolds 85

Monitor
Fire Pro™ 37
Nozzle 37
Omega™ 37

Nipples
Hex, double male 63
Hex, female to male ... 55, 56, 57
Hex, female to male, NY threads 57

Nozzles
Blue devil select gallonage 45
Break apart attack 41
Dual range 45
Fog 33
Constant flow 39, 40
Econo 40
Electrical fire 32, 38
Flow rate chart 33
FM approved 38
Forestry 43
Forestry, global 42
Gaskets 38, 39
Industrial 32
Industrial, heavy duty 32
Industrial, high pressure 32
Refinery, blue 39
TriFlow 40
U.S. Coast Guard approved ... 36
Forestry
Twin tip, straight stream 44
Gallonage
Adjustable Tri-Flo 42
Constant 46
Dual 42
Select 45, 46
Single 42
Garden hose 40
Master stream 37
Monitor 37
Penetrator 44, 45

Page #

Pistol grip adapters 41
Plain hose 34, 35
Rack 33
Global 33
Shut-off
Ball 34, 41
Ball, forestry grade 43
Ball, pistol grips 43, 44
Ball, tips 43
Ball, with nozzle 44
Dual gallonage 42
Single gallonage 42
Street cleaning 35
Tips 34
Twist 34
U.S. Coast Guard Approved
AFFF 36
Viper 46
Washdown
Street cleaning 35
Water fog 36

Play pipes 35
Tips 35

Plugs
Adjust-A-Plug 72
FDC 72
Pin lug 73
Domestic 73
Rocker lug 73

Pressure restricting device 120

Pump test headers 85

Racks
Hose 27
Hump 27
Covers 27
Pin
Covers 28
Hose assembly 28
Nipples 28
Semi-automatic 28
Wall bracket 28

Reels 23
Continuous flow 25
Accessories 25
Covers 25
Global continuous flow 24
Cover 24
Replacement inlet swivel joint . 24

Style V swing type 22
Covers 22
Swing type 23

Page #

Covers 23
Heavy duty, high capacity 23
Pipe brackets 23

Siamese assemblies
Double clapper concealed type. 98
Two way sidewalk 98

Siamese body 94

Snoots
Clapper type, pin lug 97
Spring check type, pin lug 96

Sprinkler line tester 103

Storz 79, 80, 83
Accessories 79
Adapters 75, 78
Caps 79
Elbows 77, 78
Flanges 76, 77
Gaskets 79
Hydrant wrench 80
Locking device 79
Mounting plates (bracket) 79
Rigid female 74
Rigid male 76
Valves 124
Wrenches 83

Suction
Elbows 84
Short shank, long handle 84

Swivels 114
Adapter
Female to male, pin lug 60
Double female 49
Pin lug 49
Rocker lug 49
Elbows 84
Replacement and accessories .. 73
Storz
Style N35, rocker lug 51
Style N53, rocker lug 50
Style N57, long handle 51

Valves
Angle 117, 121
500# 105
Cast 104, 106
Forged 107
Ball 115
Chicago pattern 122
Drain 123
Drip, ball 116
Gate

Page #

Hydrant 111
Hydrant, global 111
Hydrant, single....110, 111
Large diameter 112
Wedge disc 108, 109
Globe....116, 118
Pressure reducing 119, 120
Relief....124
Sprinkler hose 123
Wye 113, 114, 115
Wall hydrants
Exposed 2-way 99
Wall plates
For concealed 3-way bodies..97
For double clapper 97
Washers
Swivel....19
Tail 19
Wharf hydrants 113
Wrenches
Adjustable
Double head....81
Hydrant 80, 81
Pigtail....81
Hydrant....82
5 hole 81
Adjustable....80, 81
Double head adjustable 81
Pigtail adjustable 81
Storz....80
Spanner 80, 82, 83
Folding pocket....80
Forestry....82
Grip-All 81
Hole type....80
Long handle suction....82
Storz, pin lug....83
Universal 80
Storz....80, 83
Universal....80
Fire hose
Replacement retainer plugs 126
Swivels 126

H

Hose
Mill 11, 12, 13, 14
Synthetic double jacket 14
Synthetic single jacket ... 11, 12, 13
Nitrile 15, 16, 17
Washdown....15, 16, 17

Page #

N

Nitrile washdown hose..... 15, 16, 17
Nozzles
Fire....31, 32, 33, 34, 35, 36, 37, 38, 39, 40, 41, 42, 43, 44, 45
Fog
Flow rate chart 133
NYFD
Adapters....93

S

Special city threads 131
Special thread program 131
Stainless steel
Connections
Siamese....93
Snoots 93

V

Valves
Fire
2-Way ball 115
Angle.... 104, 105, 106, 107, 117, 121
Chicago pattern....122
Drain....123
Drip....116
Gate....108, 109, 110, 111, 112
Globe....116, 118
Piston intake relief 124
Pressure reducing 119, 120
Pressure restricting 121
Sprinkler hose 123
Wye 113, 114

Page #

Limited Warranty

DIXON VALVE AND COUPLING COMPANY, LLC (herein called "Dixon") warrants the products described herein and manufactured by Dixon to be free from defects in material and workmanship for a period of one (1) year from date of shipment by Dixon under normal use and service. Its sole obligation under this warranty being limited to repairing or replacing, as hereinafter provided, at its option any product found to Dixon's satisfaction to be defective upon examination by it, provided that such product shall be returned for inspection to Dixon's factory within three (3) months after discovery of the defect. The repair or replacement of defective products will be made without charge for parts or labor. This warranty shall not apply to: (a) parts or products not manufactured by Dixon, the warranty of such items being limited to the actual warranty extended to Dixon by its supplier; (b) any product that has been subject to abuse, negligence, accident, or misapplication; (c) any product altered or repaired by others than Dixon; and (d) to normal maintenance services and the replacement of service items (such as washers, gaskets, and lubricants) made in connection with such services. To the extent permitted by law, this limited warranty shall extend only to the buyer and any other person reasonably expected to use or consume the goods who is injured in person by any breach of the warranty. No action may be brought against Dixon for an alleged breach of warranty unless such action is instituted within one (1) year from the date the cause of action accrues. This limited warranty shall be construed and enforced to the fullest extent allowable by applicable law.

Other than the obligation of Dixon set forth herein, Dixon disclaims all warranties, express or implied, including but not limited to any implied warranties of merchantability or fitness for a particular purpose, and any other obligation or liability. The foregoing constitutes Dixon's sole obligation with respect to damages, whether direct, incidental, or consequential, resulting from the use or performance of the product.

Some products and sizes may be discontinued when stock is depleted or may require a minimum quantity for ordering.

About This Catalog and Our Products

This catalog is intended as a product offering. It is not a user or technical manual. Information in this catalog is subject to change without notice. We may modify product design and specification without notice and without any obligation to modify or substitute products previously purchased. All users and distributors of products sold through this catalog are strongly encouraged to contact Dixon with questions on use, compatibilities, coupling procedures, and life of product. Our full-time engineering and test staff are always available to recommend uses and to assist distributors and users with questions.

Safety

Safety logos, which appear throughout our catalog, are used as a reminder that the user should carefully review for the appropriateness of the product for the media, application, and environment in which it will be used.

NOTE: Because of the health hazards associated with contamination and lead content in drinking water systems, Dixon couplings, unless otherwise specifically approved, are not recommended for potable water service and should not be used in applications where drinking water will contact the wetted surfaces of the coupling.

All Dixon products are shipped in cartons with the following warning:
"**WARNING:** This product contains lead, a chemical known to the State of California to cause cancer and birth defects or other reproductive harm."

Trademarks

Delrin® and Zytel® are registered trademarks of E.I. duPont Nemours and Company.

Kalrez® is a registered trademark of DuPont Dow Elastomers.

All other trademarks appearing in the Dixon illustrated price list are the property of their respective owners.

Copyright

Copyright © 2021 by Dixon Valve and Coupling, LLC

All rights reserved. This book is copyrighted material. Use, reproduction or copying of it by anyone other than Dixon® is strictly forbidden without its express written consent.

NOTE: Reasonable care has been taken in preparing this catalog. Dixon Valve & Coupling Company, LLC reserves the right to make corrections.

NAHAD
MEMBER
THE ASSOCIATION FOR HOSE AND ACCESSORIES DISTRIBUTION

Table of Contents

A - Fire Hose..... 3-17

B - Fire Hose Couplings 18-21

C - Racks, Reels, Hose Cabinets 22-29

D - Hose Protection 30

E - Nozzles 31-46

F - Adapters & Connections 47-102

G - Accessories 103

H - Valves..... 104-124

I - Specialty Products 125

J - Technical..... 126-136

K - Index..... 137-148

United States

Albany, NY
ph 518.725.0998
178A Corporate Drive
Gloversville, NY 12078
nysales@dixonvalve.com

Atlanta, GA
ph 770.486.9619
101 T.D.K. Boulevard
Suite A
Peachtree City, GA 30269
gasales@dixonvalve.com

Dallas, NC
ph 704.376.5755
2925 Chief Court
Dallas, NC 28034
ncsales@dixonvalve.com

Chestertown, MD
ph 800.355.1991
1 Dixon Square
Chestertown, MD 21620
sales@dixonvalve.com

Chicago, IL
ph 630.323.3716
1011 N. Hilltop Drive
Itasca, IL 60143
chsales@dixonvalve.com

Cleveland, OH
ph 330.425.3000
1900 Enterprise Parkway
Twinsburg, OH 44087
ohsales@dixonvalve.com

Houston, TX
ph 713.678.4291
6525 Homestead Road
Houston, TX 77028
txsales@dixonvalve.com

Kansas City, MO
ph 816.221.0064
1244 Saline Street
N. Kansas City, MO 64116
kcsales@dixonvalve.com

Los Angeles, CA
ph 909.605.6400
8840 Flower Road
Suites 150/160
Rancho Cucamonga, CA 91730
casales@dixonvalve.com

Portland, OR
ph 503.289.0400
2642 North Marine Drive
Portland, OR 97217
plsales@dixonvalve.com

Salt Lake City, UT
ph 801.972.1180
McGillis Ind. Pk. Suite A
1972 South 4370 West
Salt Lake City, UT 84104
utsales@dixonvalve.com

Tampa, FL
ph 813.247.3500
5120 Adamo Drive
Suite E
Tampa, FL 33619
flsales@dixonvalve.com

International

Wingfield SA, Australia
ph 61.8.8202.6000
fx 61.8.8202.6099

Edmonton, Alberta, Canada
ph 780.469.5444
fx 780.463.9205

Pointe Claire, Quebec, Canada
ph 514.695.6142
fx 514.695.7203

Mississauga, Ontario, Canada
ph 905.673.5999
fx 905.673.2454

Preston, England
ph 44.1772.323529
fx 44.1772.314664

Paris, France
ph 33.171.841016
fx 33.171.841019

Troisdorf-Spich, Germany
ph 49.2241.84406.0
fx 49.2241.8440679

Monterrey, Mexico
ph 52.81.8354.5649
fx 52.81.8354.8197

St. Petersburg, Russia
ph 7.812.677.5447
fx 7.812.956.4782

Singapore
ph 65 6232 5272
fx 65 6232 5270

Sharjah, United Arab Emirates
ph 971.657.41488
fx 971.657.41484

DIXON
The Right Connection®

Dixon Fire

325 Arbor Ct, Winchester, VA 22602
Phone: 877.712.6179
Fax: 410.778.9525
Email: dixonfiresales@dixonvalve.com
dixonvalve.com

connect with us on

© 2021 DVCC

DF122-1P6M

Printed in the USA