

225M DI Mechanical Joint Valve • Spec Sheet

FEATURES & BENEFITS • 2" – 12"

- Mechanical Joint Ductile Iron Gate Valve
- Resilient Wedge
- Non Rising Stem
- AWWA C515-15

- 300 PSI 2"- 12"
- 250 PSI 14"- 18"
- 200 PSI 20"- 24"
- UL Listed / FM Approved

- NSF-61 / NSF-372 verified by UL Water Quality
- AWWA C550 Epoxy
- Can Be Fitted With Post Indicator Plate

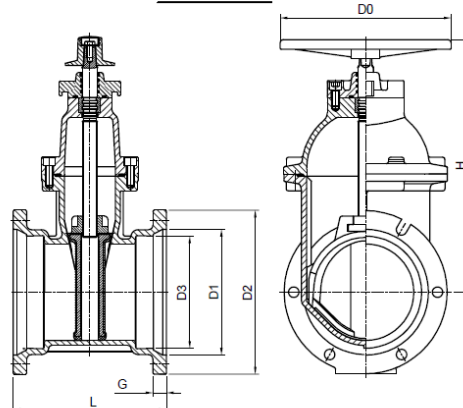
MATERIAL SPECIFICATIONS

No.	Part	Material	ASTM Spec.
1	Body	Ductile Iron	A536-65-45-12
2	Wedge	Ductile Iron EPDM Encapsulated	A536-65-45-12
3	Stem Nut	Bronze	ASTM C95200
4	Stem	Stainless Steel	ANSI 304
5	Gasket	Rubber	EPDM
6	Bolt	Stainless Steel	SS304
7	Bonnet	Ductile Iron	A536-65-45-12
8	O-Ring	Rubber	NBR
9	Thrust Collar	Bronze	ASTM C95200
10	O-Ring	Rubber	NBR
11	Gland	Ductile Iron	A536-65-45-12
12	O-Rings	Rubber	NBR
13	Dust Ring	Rubber	NBR
14	Operating Nut (Optional)	Ductile Iron	A536-65-45-12
15	Bolts	Stainless Steel	SS304
16	Washer	Stainless Steel	SS304
17	Handwheel (Optional)	Ductile Iron	A536-65-45-12
18	Bolts	Stainless Steel	SS304

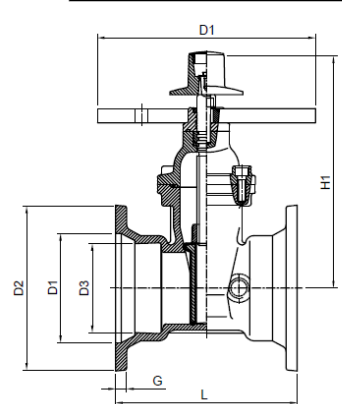
DIMENSIONS

Part #	Size	L	D2	D1	D3	G	H	D0	D1	H1	Bolt Circle	Qty.*Dia Bolt Hole
225M08	2"	9.25	6.4	3.5	2.8	0.63	9.5	7	-	10.3	4.75	4*0.75
225M10	3"	9.50	7.6	4.9	4.1	0.59	11.0	10	-	11.6	6.25	4*0.75
225M11	4"	10.00	9.1	6.0	4.9	0.60	11.8	10	12	13.8	7.50	4*0.88
225M13	6"	11.50	11.1	8.1	7.1	0.63	16.4	12	12	18.0	9.50	6*0.88
225M14	8"	12.50	13.3	10.3	9.2	0.66	20.7	14	12	21.5	11.75	6*0.88
225M15	10"	14.75	15.6	12.3	11.2	0.70	24.5	16	12	25.5	14.00	8*0.88
225M16	12"	15.00	17.9	14.4	13.3	0.73	28.0	16	12	28.8	16.25	8*0.88

No Plate



With Plate: SIZE 4"-12"



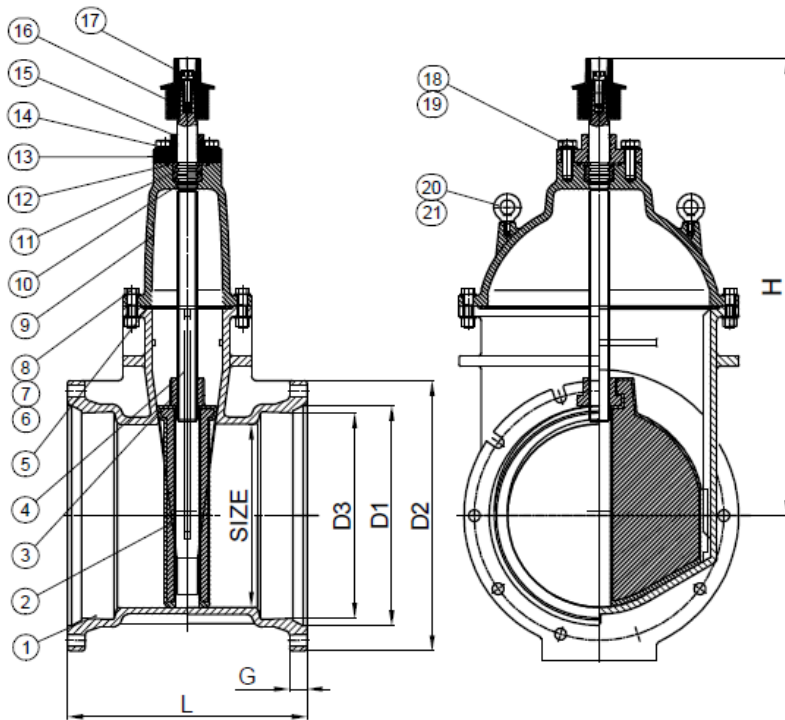
225M DI Mechanical Joint Valve • Spec Sheet

FEATURES & BENEFITS • 14" – 24"

- Mechanical Joint Ductile Iron Gate Valve
- Resilient Wedge
- Non Rising Stem
- 300 PSI 2" - 12"
- 250 PSI 14" - 18"
- 200 PSI 20" - 24"
- AWWA C515-15
- UL Listed / FM Approved
- NSF-61 / NSF-372 verified by UL Water Quality
- AWWA C550 Epoxy

DIMENSIONS

Part #	Size	L	D2	D1	D3	G	H	D0	Bolt Circle	Qty.*Dia Bolt Hole
225M17	14"	17.0	20.3	16.5	15.4	0.79	35.6	22	18.75	10*0.88
225M18	16"	17.0	22.6	18.6	17.5	0.85	38.5	22	21.00	12*0.88
225M19	18"	18.0	24.8	20.7	19.6	1.00	44.0	24	23.25	12*0.88
225M20	20"	18.0	27.1	22.8	21.7	1.02	47.0	24	25.50	14*0.88
225M24	24"	20.0	32.6	27.0	25.9	1.02	52.8	30	30.00	16*0.88



MATERIAL SPECIFICATIONS

No.	Part	Material	ASTM Spec.
1	Body	Ductile Iron	A536-65-45-12
2	Wedge	Ductile Iron EPDM Encapsulated	A536-65-45-12
3	Stem Nut	Bronze	ASTM C95200
4	Stem	Stainless Steel	AISI 431
5	Gasket	Rubber	EPDM
6	Bolt	Stainless Steel	SS304
7	Nuts	Stainless Steel	A2470
8	Washer	Stainless Steel	SS304
9	Bonnet	Ductile Iron	A536-65-45-12
10	O-Ring	Rubber	NBR
11	Thrust Washer	Bronze	ASTM C95200
12	O-Rings	Rubber	NBR
13	Gland	Ductile Iron	A536-65-45-12
14	O-Ring	Rubber	NBR
15	Dust Ring	Rubber	NBR
16	Operating Nut	Ductile Iron	A536-65-45-12
17	Bolt	Stainless Steel	SS304
18	Bolt	Stainless Steel	SS304
19	Washer	Stainless Steel	SS304
20	Lifting Bolt	Stainless Steel	SS304
21	Washer	Stainless Steel	SS304

 **MATCO-NORCA**
Global sourcing. National compliance. Local service.

CALIFORNIA 5595 Fresca Dr., La Palma CA 90623
TEXAS 1150 Silber Rd., Houston TX 77055
ILLINOIS 278 Windy Point Dr., Glendale Heights, IL 60139
GEORGIA 113 Industrial Blvd., Americus, Georgia 31709
NEW YORK PO Box 27, Rt.22, Brewster NY 10509
 WEB: www.matco-norca.com

• Phone: 866-532-8306 • Fax: 866-532-8307
 • Phone: 800-935-5456 • Fax: 713-680-2999
 • Phone: 844-412-5068 • Fax: 800-640-2252
 • Phone: 800-433-7526 • Fax: 800-533-5134
 • Phone: 800-431-2082 • Fax: 845-278-9056
 EMAIL: mail@matco-norca.com