

BV2-Series Ball Valve

Used in sanitary processes when you need a valve for isolation or control of the flow of a product. The 3-piece design allows for seat and/or ball replacement without removing the valve from the process line.

They are found in the food processing, beverage, winery, brewery, pet product, and industrial markets.

Sizes

- 1/2" to 4"

Features

- Live-loaded stem packing
- Precision stainless steel balls reduce torque and friction losses while extending seat life
- Integral ISO 5211 mounting pad
- Lockable handle can prevent accidental actuation
- Standard internal entry blow-out proof stem design
- Full port design matches ball and seat ports to tube I.D. for lower pressure drop and less turbulent flow
- Compact design for areas with tight space restrictions
- Fully encapsulated construction produces bubble tight seal
- Identification tagging available
- Balanced encapsulated construction minimizes cold flow



1/2" to 2"

2-1/2" to 4"

Specifications

- Standard connections: clamp (other options available, see part number key)
- Valve data
 - Maximum pressure
 - 1/2" - 2": **1000 PSI WOG**
 - 2-1/2" - 4": **800 PSI WOG**
 - Operating temperature: **-20°F to 450°F (-29°C to 232°C)**
- Materials of construction
 - Product contact metal components: CF8M stainless steel
 - Non-product contact metal components: CF8M, 316, 304 stainless steel
 - Product contact seals: Virgin PTFE (standard), 15% glass reinforced PTFE, 25% carbon reinforced PTFE (not food grade), 50% stainless steel reinforced PTFE, and ultra-high molecular weight polyethylene
- Surface finish
 - Product contact metal components: ≤ 32 Ra
 - Non-product contact metal components: as cast or RA ≤ 63
- Seat lubricant: BESSIL F-100
- Stem lubricant: G.A. BESSIL 25

BV2-Series Flow Coefficient Chart for V-Port (Percent and Angle of Ball Rotation)

Size	V-Port Angle	0%	10%	20%	30%	40%	50%	60%	70%	80%	90%	100%
1/2"	30°	0	.04	.23	.47	.77	1.19	1.83	2.47	3.43	4.65	5.55
	60°	0	.04	.28	.73	1.11	1.83	2.92	4.29	7.00	9.43	12.78
3/4"	30°	0	.07	.30	.61	.99	1.57	2.42	3.25	4.52	6.12	7.30
	60°	0	.07	.35	.93	1.46	2.42	3.85	5.64	9.21	12.41	16.25
1"	30°	0	.08	.45	1.25	2.06	3.54	5.30	7.70	10.49	12.84	15.48
	60°	0	.09	.68	1.74	2.78	5.13	8.00	11.88	18.71	23.22	32.81
1-1/2"	30°	0	.07	.65	1.88	3.39	5.66	8.36	12.12	16.17	20.44	23.88
	60°	0	.09	.92	2.81	4.69	8.89	14.85	21.16	30.73	45.88	59.74
2"	30°	0	.09	1.18	3.79	7.53	12.26	17.83	26.44	36.45	48.09	55.85
	60°	0	.11	1.51	5.80	10.39	20.60	33.98	48.75	69.04	104.23	135.75
2-1/2"	30°	0	.09	1.15	4.42	7.91	13.39	20.05	30.43	41.92	56.30	76.95
	60°	0	.13	1.46	5.91	11.90	23.24	37.92	59.31	83.29	113.65	162.50
3"	30°	0	.12	1.20	4.15	9.49	15.96	26.78	38.91	53.31	69.77	85.91
	60°	0	.15	2.89	6.70	15.82	29.36	46.32	73.60	106.74	149.88	193.20
4"	30°	0	.16	1.75	7.84	18.59	35.21	58.60	87.89	124.21	158.53	196.35
	60°	0	.26	2.20	12.44	33.67	62.98	106.26	160.49	233.96	329.50	437.29

BV2-Series Ball Valve - Part Number Key

BV2-Series Sanitary Ball Valve Part Number Key Example: BV2CV-050CC-A		Series	Seat	Seat Material	Valve Size	Connection End 1	Connection End 2	Handle	Surface Finish
		BV2	C	V	- 050	C	C	- A	
Series	Code								
BV2	BV2								
Seat Type	Code								
Encapsulated	C								
Non-encapsulated	N								
Seat Material	Code								
Virgin PTFE (standard)	V								
15% glass reinforced PTFE	G								
25% carbon reinforced PTFE	C								
50% stainless steel reinforced PTFE	S								
Ultra high molecular weight polyethylene	U								
Valve Size	Code								
1/2"	050								
3/4"	075								
1"	100								
1-1/2"	150								
2"	200								
2-1/2"	250								
3"	300								
4"	400								
Connection End 1	Code								
Clamp (standard)	C								
Weld	B								
Female I-line	F								
Male I-line	M								
Threaded bevel	T								
Plain bevel with nut	P								
Q-line	Q								
DIN male	D								
DIN liner with nut	L								
Connection End 2	Code								
Clamp (standard)	C								
Weld	B								
Female I-line	F								
Male I-line	M								
Threaded bevel	T								
Plain bevel with nut	P								
Q-line	Q								
DIN male	D								
DIN liner with nut	L								
Surface Finish	Code								
32 Ra (I.D. mech. polish)	blank								
25 Ra (I.D. mech. polish)	B								
20 Ra (I.D. mech. polish)	C								
15 Ra (I.D. mech. polish)	D								
10 Ra (I.D. mech. polish)	E								

BV2-Series Ball Valve - Part Number Key (Actuated)

Sanitary 2-Way Actuated Ball Valve Part Number Key Example: 2CV50CA1XX00XX1		Series	Seat Material	Size	Connections	Surface Finish
		2C	V	50	C	A
Series	Code					
Encapsulated	2C	←				
Non-encapsulated	2N					
Encapsulated 30° V Port	2M					
Encapsulated 60° V Port	2L					
Seat Material	Code					
Virgin PTFE	V	←				
RTFE (15% glass reinforced PTFE)	G					
25% carbon reinforced PTFE	C					
50% stainless steel reinforced PTFE	S					
UHMW (encapsulated only)	U					
Size	Code					
1/2"	50			←		
3/4"	75					
1"	10					
1-1/2"	15					
2"	20					
2-1/2"	25					
3"	30					
4"	40					
Connections	Code					
Clamp	C				←	
Weld	B					
Female I-line	F					
Male I-line	M					
Threaded bevel	T					
Plain bevel with nut	P					
Q-line	Q					
Female NPT	1					
Flange	K					
Clamp x weld	D					
Male x female I-line	X					
Surface Finish	Code					
32 Ra	A					←
25 Ra	B					
20 Ra	C					
15 Ra	D					
10 Ra	E					

Continue number selection by following column 1 (pneumatic actuators) or 2 (electric actuators) on page 5.

BV2-Series Ball Valve - Part Number Key (Actuated)

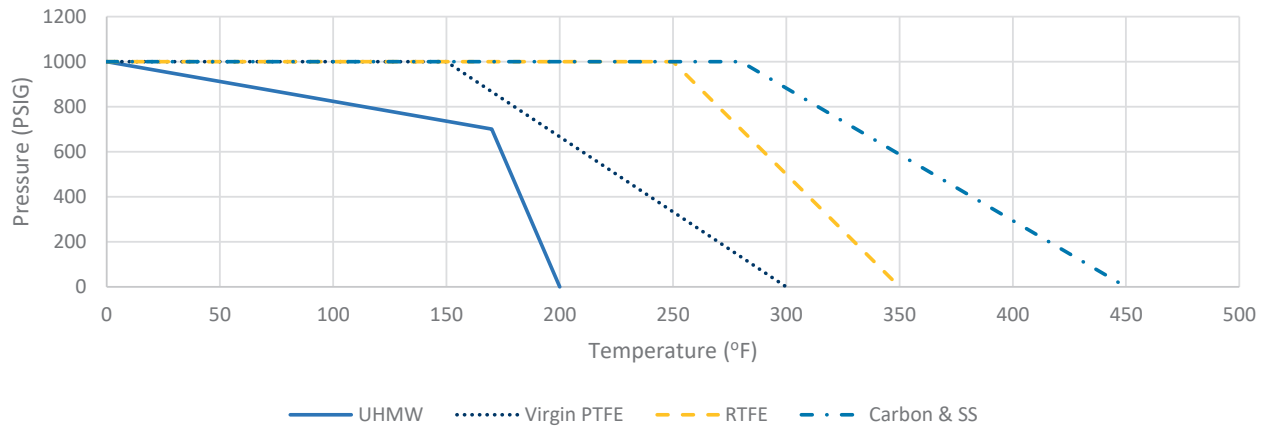
1. Pneumatic Actuator, Spring Return Manual Handle, or Manual Handle with Feedback					2. Electric Actuator			
Actuator	Actuator Options	Feedback	Control	Valve Operation	Actuator	Voltage	Option 1	Option 2
1	XX	00	XX	1	E	B	1	1
Actuator				Code	Actuator			Code
Aluminum spring return pneumatic rack and pinion				1	Electric			E
Aluminum double acting pneumatic rack and pinion				2	Oversized (1-UP) electric			F
Stainless steel spring return pneumatic rack and pinion				3	Nema 7 electric			G
Stainless steel double acting pneumatic rack and pinion				4	Electric with riser kit			H
Manual handle				5	Voltage			Code
Dead man spring return handle				6	115VAC			B
Technopolymer spring return pneumatic rack and pinion				7	12VDC			C
Actuator Options				Code	24VAC			D
None				XX	24VDC			E
Oversized (1-UP)				AA	220VAC			F
Actuator mounted perpendicular to flow				AB	12VAC			G
High temp FKM elastomers				AC	Option 1			Code
Extended travel stops				AD	None			1
Riser kit				AE	Torque switches			2
Feedback				Code	4-20mA Input/Output modulating controller			3
None				00	Current position transmitter			4
Limit switch box, OPEN/CLOSE beacon, (2) SPDT mech. switches				11	Potentiometer			5
Limit switch box, OPEN/CLOSE beacon, (2) switches, magnetic reed SPDT, hermetically sealed, up to SIL3, Exia ready, cULusClass 1/2 div1/2				12	Local control unit			6
Limit switch box, OPEN/CLOSE beacon, AS-I				13	Two extra travel cams and switches			7
Limit switch box, OPEN/CLOSE beacon, (2) proximity SPDT switches, aluminum Exd IIB certified enclosure				14	Three position cam set			8
Limit switch box, OPEN/CLOSE beacon, (2) DPDT mech. switches				15	Local control unit with lock			9
Limit switch box, OPEN/CLOSE beacon, (2) switches, electro mec. SPDT, silver contacts, up to SIL3, cULus Class 1/2 Div 1				16	1-5V Input/2-10V output modulating controller			A
Limit switch box, OPEN/CLOSE beacon, inductive proximity P+F NBB2-V3-E2, 3 wire PNP NO				17	2-10V Input/Output modulating controller			B
Limit switch box, OPEN/CLOSE beacon, 4-20ma analog position transmitter				18	75% duty cycle			C
Limit switch box, OPEN/CLOSE beacon, SPDT proximity, 0.25A@120VAC, 0.416A@48VDC, resistive				19	Relay			D
Limit switch box, OPEN/CLOSE beacon, 4-20ma analog position transmitter + 2 SPDT mechanical switches				20	Four position cam set			E
Stainless steel limit switch box, OPEN/CLOSE beacon, (2) proximity SPDT switches				21	25% duty cycle (actuator code G only)			F
Stainless steel limit switch box, OPEN/CLOSE beacon, (2) inductive NUMAR Exia ready switches				22	75% duty cycle (actuator code G only)			G

BV2-Series Ball Valve - Part Number Key (Actuated)

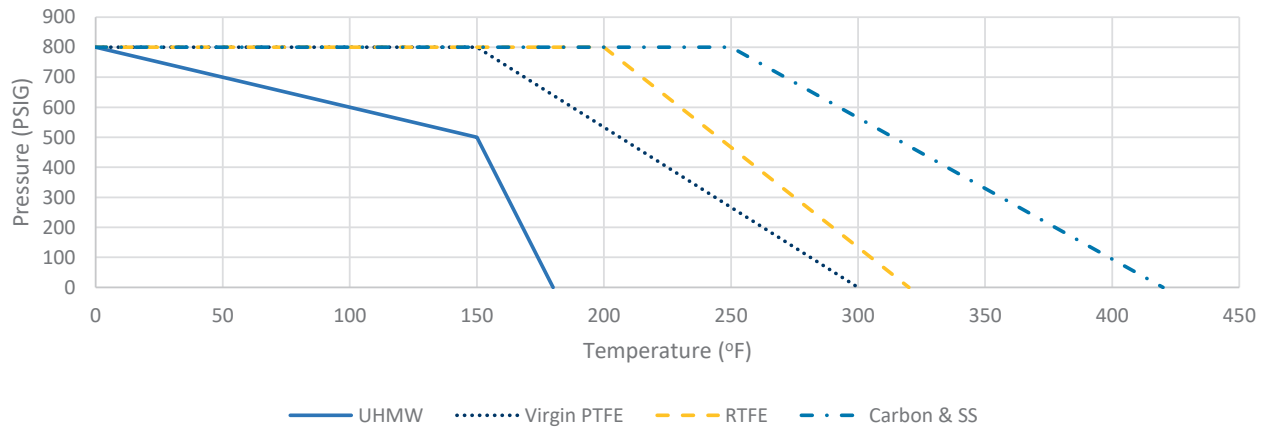
Control	Code	Option 2	Code
None	XX	None	1
Single coil solenoid, 120VAC	AA	Torque switches	2
Single coil solenoid, 24VDC	AB	4-20mA input/output modulating controller	3
Single coil solenoid, 12VDC	AC	Current position transmitter	4
Single coil solenoid, 220VAC	AD	Potentiometer	5
Dual coil solenoid, 120VAC	AE	Local control unit	6
Dual coil solenoid, 24VDC	AF	Two extra travel cams and switches	7
Dual coil solenoid, 220VAC	AG	Three position cam set	8
Pneumatic positioner 3-15psi input, no feedback	AH	Local control unit with lock	9
Pneumatic positioner 3-15psi input, (2) SPDT mech. switches for feedback	AI	1-5V input/2-10V output modulating controller	A
Pneumatic positioner 3-15psi input, 4-20mA for feedback	AJ	2-10V input/output modulating controller	B
Electropneumatic positioner 4-20mA input, no feedback	AK	75% duty cycle	C
Electropneumatic positioner 4-20mA input, (2) SPDT mech. switches for feedback	AL	Relay	D
Electropneumatic positioner 4-20mA input, 4-20mA for feedback	AM	Four position cam set	E
Electropneumatic positioner 0-10v input, no feedback	AN	25% duty cycle (actuator code G only)	F
Electropneumatic positioner 0-10v input, (2) SPDT mech. switches for feedback	AO	75% duty cycle (actuator code G only)	G
Electropneumatic positioner 0-10v input, 4-20mA for feedback	AP		
V200 rotary electropneumatic positioner 4-20mA input, 4-20mA feedback	AQ		
Electropneumatic positioner 4-20mA input, no feedback, class 1, div II explosion proof	AR		
Single coil solenoid, 24VDC and 24V banjo solenoid valve with form B plug	AS		
Single coil solenoid, 24VDC, AS-I, 2.5W low power	AT		
Single coil solenoid, 24VDC, intrinsically safe	AU		
Single coil solenoid, 120VAC, exp. proof, class H coil	AV		
Single coil solenoid, 24VDC, exp. proof, class H coil	AW		
Single coil solenoid, 24VAC	AX		
V200 rotary electropneumatic positioner 4-20mA input, 4-20mA feedback, class 1, div II explosion proof	AY		
Single coil solenoid, 24VDC, molded LED, ind. form, 2M leads	AZ		
TUFRAM COATED electropneumatic positioner 4-20mA input, no feedback	BA		
V200 rotary pneumatic positioner, (2) REED SWITCH feedback	BB		
Single coil solenoid, 24VDC, pre-wired to limit switch WITH CORDSET (Dual Keyway, 1/2"-20 UNF mating thread, single ended, straight female connector, 22 AWG PVC, auto color code 2P to 6P cable, 12' length)	BC		
Single coil solenoid, 24VDC, pre-wired to limit switch, 6P MALE CONNECTOR	BD		
Single coil solenoid, stainless steel, 24VDC	BE		
Valve Operation	Code		
Normally closed (spring return)	1		
Normally open (spring return)	2		
Fail in place (actuator code 2, 4, or 5)	3		

BV2-Series Ball Valve - Pressure Temperature Chart

0.50 in - 2.00 in



2.50 in - 4.00 in



BV2-Series Ball Valve - Break Torque, Weight, Cv, and Vacuum Testing Chart

Part #	Size	Base Break Torque (in-lb)	Weight (lbs)	Flow Coefficient (Cv)	Vacuum Testing (Virgin PTFE Seals)	
					Body Leakage (atm-cc/sec)	Helium Leak Rate Test (Torr)
BV2_-050_	1/2"	38	1.5	8	1 x 10 ⁻⁹	1 x 10 ⁻⁵
BV2_-075_	3/4"	40	1.9	29		
BV2_-100_	1"	109	2.7	66		
BV2_-150_	1-1/2"	387	4.8	192		
BV2_-200_	2"	432	8.9	434	1 x 10 ⁻⁷	1 x 10 ⁻⁴
BV2_-250_	2-1/2"	738	18.7	723		
BV2_-300_	3"	810	29.7	1124		
BV2_-400_	4"	895	43.6	2100		

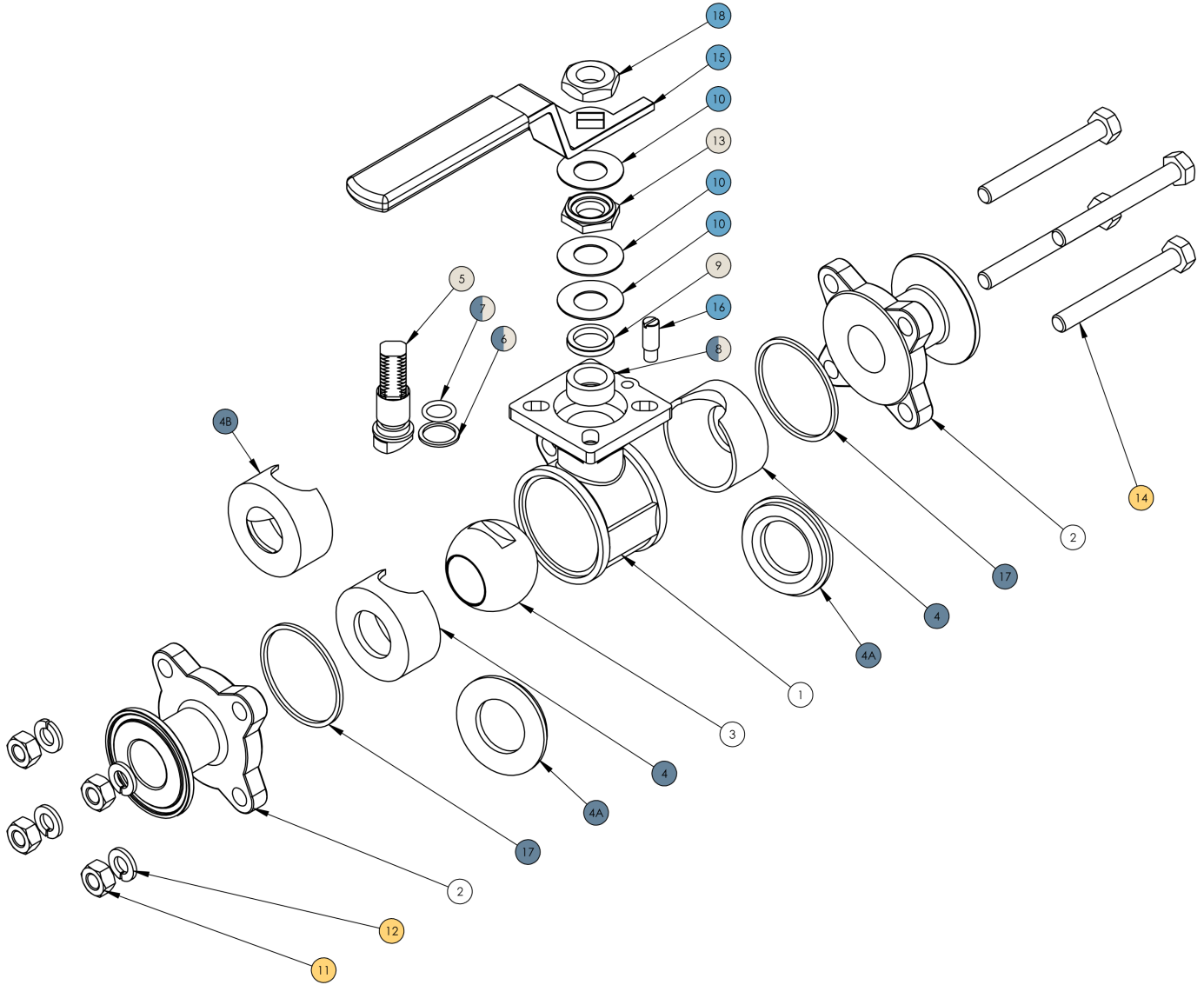
BV2-Series Seat Multiplier

Code (Seat Material)	Material Torque Multiplier
U (UHMW)	0.9
V (Virgin PTFE)	1
G (15% Glass Reinforced RTFE)	1 (4" = 2.0)
C (25% Carbon Reinforced PTFE)	1.75
S (50% Stainless Steel Reinforced PTFE)	1.75

NOTE: 1) Base Break Torque * Material Torque Multiplier = Material Break Torque





















BV2-Series Ball Valve - Bill of Materials


1/2" to 1"





BV2-Series Ball Valve - Bill of Materials


1/2" to 1"

Item	BV2 Size	Part #	Description	Materials	Quantity
1	1/2"	BV-2C-1-050	body	CF8M	1
	3/4"	BV-2C-1-075	body	CF8M	1
	1"	BV-2C-1-100	body	CF8M	1
2	1/2"	BV-2X-CE050	triclamp end	CF8M	2
	3/4"	BV-2X-CE075	triclamp end	CF8M	2
	1"	BV-2X-CE100	triclamp end	CF8M	2
3	1/2"	BV-2X-BL050	ball	CF8M	1
	3/4"	BV-2X-BL075	ball	CF8M	1
	1"	BV-2X-BL100	ball	CF8M	1
4	all		encapsulated seat	see repair kits	2
4A	all		non-encapsulated seat	see repair kits	2
4B	all		v-port encapsulated seat	see repair kits	1
5	all		stem	316 SS	1
6	all	 	thrust washer	see repair kits	1
7	all	 	stem O-ring	FKM	1
8	all	 	stem packing	see repair kits	3
9	all		gland ring	316 SS	1
10	all		bevel washer	301 SS	3
11	all		hex nut	304 SS	4
12	all		lockwasher	304 SS	4
13	all		stem lock nut	304 SS	1
14	all		body bolt	304 SS	4
15	all		handle	304 SS / Vinyl	1
16	all		stop pin	316 SS	1
17	all		body seal	see repair kits	2
18	all		handle nut	304 SS	1

 Included in seat kit (pg 21-22)

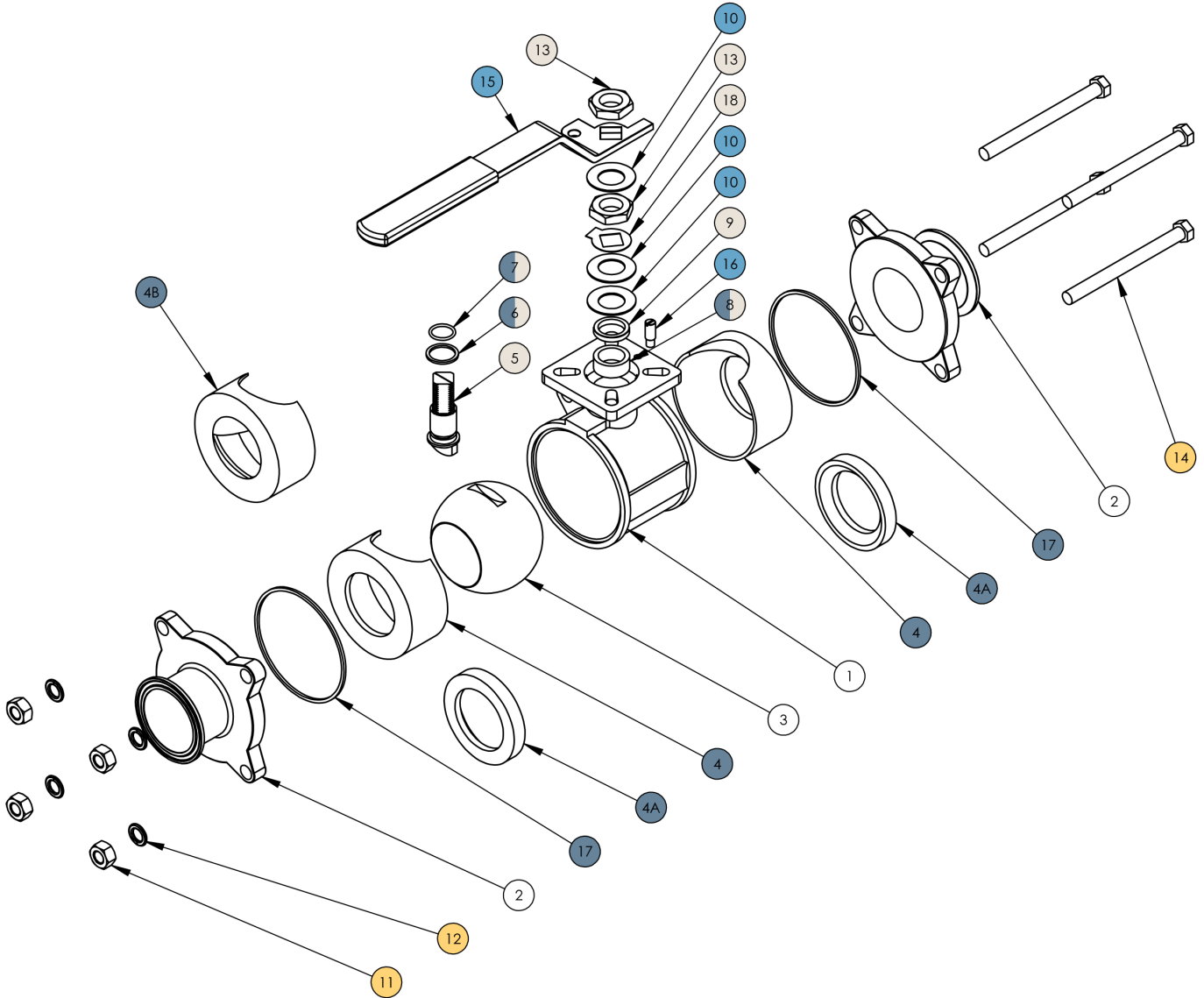
 Included in handle kit (pg 22)

 Included in stem kit (pg 22)

 Included in bolt and nut kit (pg 22)





















BV2-Series Ball Valve - Bill of Materials


1-1/2" to 2"





BV2-Series Ball Valve - Bill of Materials


1-1/2" to 2"

Item	BV2 Size	Part #	Description	Materials	Quantity
1	1-1/2"	BV-2C-1-150	body	CF8M	1
	2"	BV-2C-1-200	body	CF8M	1
2	1-1/2"	BV-2X-CE150	triclamp end	CF8M	2
	2"	BV-2X-CE200	triclamp end	CF8M	2
3	1-1/2"	BV-2X-BL150	ball	CF8M	1
	2"	BV-2X-BL200	ball	CF8M	1
4	all		encapsulated seat	see repair kits	2
4A	all		non-encapsulated seat	see repair kits	2
4B	all		v-port encapsulated seat	see repair kits	1
5	all		stem	316 SS	1
6	all	 	thrust washer	see repair kits	1
7	all	 	stem O-ring	FKM	1
8	all	 	stem packing	see repair kits	3
9	all		gland ring	316 SS	1
10	all		bevel washer	301 SS	3
11	all		hex nut	304 SS	4
12	all		lockwasher	304 SS	4
13	all		stem nut	304 SS	2
14	all		body bolt	304 SS	4
15	all		handle	304 SS / Vinyl	1
16	all		stop pin	316 SS	1
17	all		body seal	see repair kits	2
18	all		tab washer	304 SS	1

 Included in seat kit (pg 21-22)

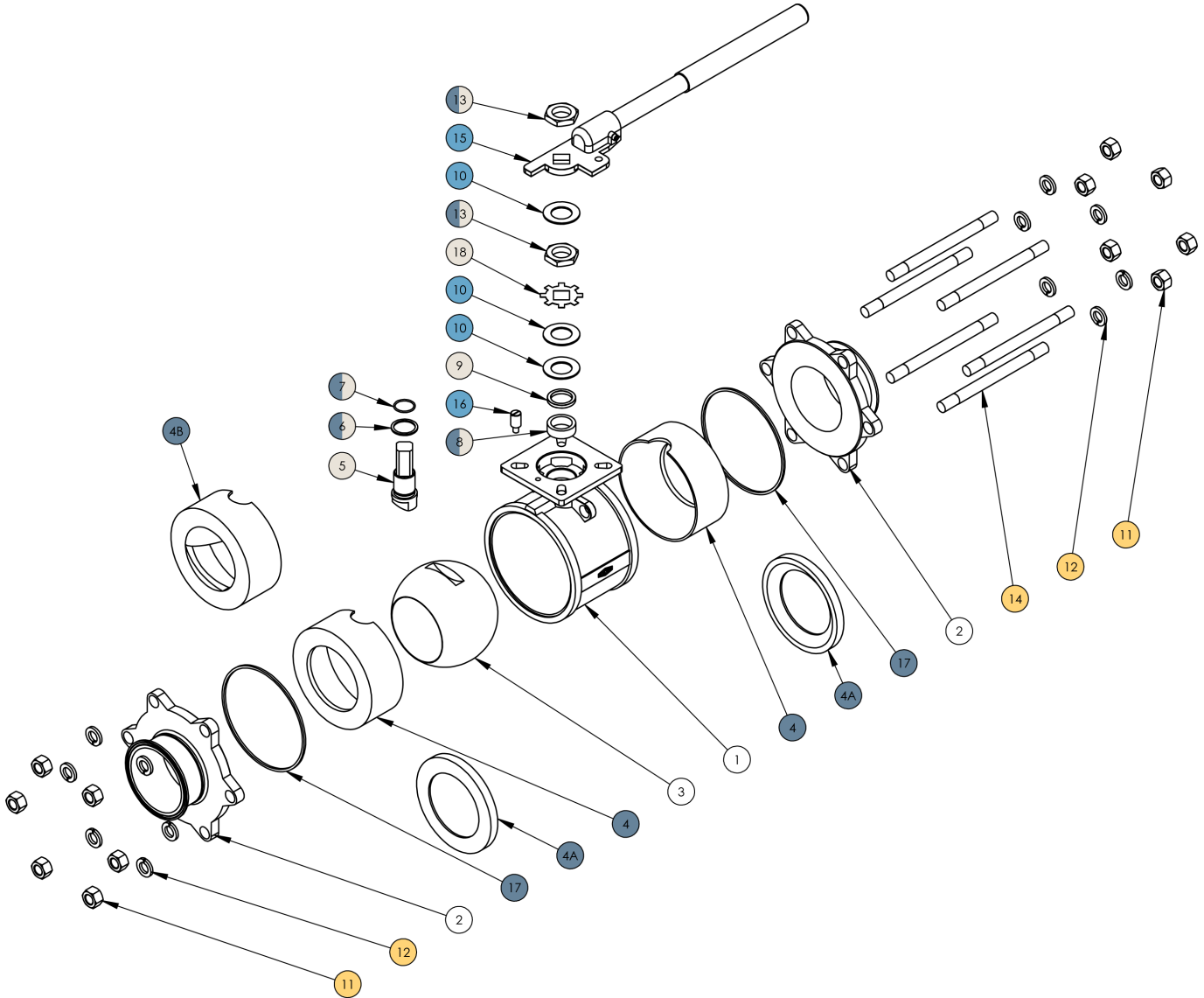
 Included in handle kit (pg 22)

 Included in stem kit (pg 22)

 Included in bolt and nut kit (pg 22)






















BV2-Series Ball Valve - Bill of Materials


2-1/2" to 4"





BV2-Series Ball Valve - Bill of Materials


2-1/2" to 4"

Item	BV2 Size	Part #	Description	Materials	Quantity		
					2-1/2"	3"	4"
1	2-1/2"	BV-2C-1-250	body	CF8M	1	1	1
	3"	BV-2C-1-300	body	CF8M	1	1	1
	4"	BV-2C-1-400	body	CF8M	1	1	1
2A	2-1/2"	BV-2X-CE250	triclamp end	CF8M	2	2	2
	3"	BV-2X-CE300	triclamp end	CF8M	2	2	2
	4"	BV-2X-CE400	triclamp end	CF8M	2	2	2
3	2-1/2"	BV-2X-BL250	ball	CF8M	1	1	1
	3"	BV-2X-BL300	ball	CF8M	1	1	1
	4"	BV-2X-BL400	ball	CF8M	1	1	1
4	all		encapsulated seat	see repair kit	2	2	2
4A	all		non-encapsulated seat	see repair kit	2	2	2
4B	all		v-port encapsulated seat	see repair kit	1*		
5	all		stem	316 SS	1	1	1
6	all	 	thrust washer	see repair kit	1	1	1
7	all	 	stem O-ring	FKM	1	1	1
8	all	 	stem packing	see repair kit	3	3	3
9	all		gland ring	316 SS	1	1	1
10	all		bevel washer	301 SS	3	3	3
11	all		hex nut	304 SS	4	8	12
12	all		lockwasher	304 SS	4	8	12
13	all	 	stem nut	304 SS	2	2	2
14	all		body bolt	304 SS	4	4	6
15	all		handle	304 SS/vinyl	1	1	1
16	all		stop pin	316 SS	1	1	1
17	all		body seal	see repair kit	2	2	2
18	all		tab washer	304 SS	1	1	1

 Included in seat kit (*V-port seat kits include (1) v-port seat and (1) encapsulated seat) (pg 21-22)

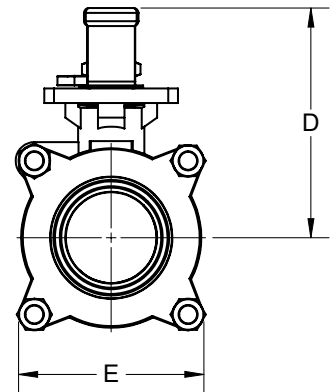
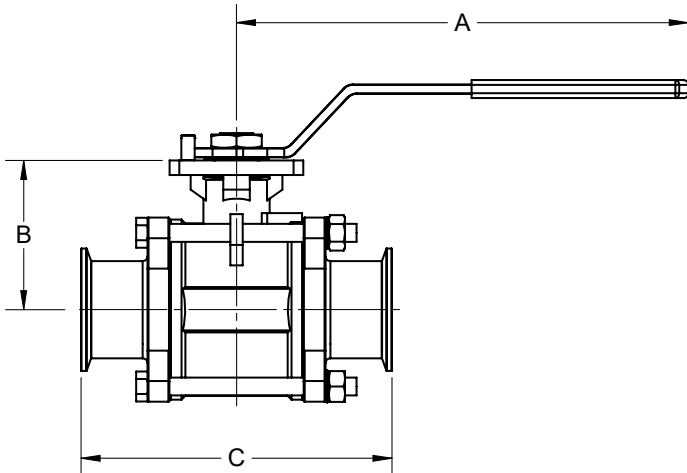
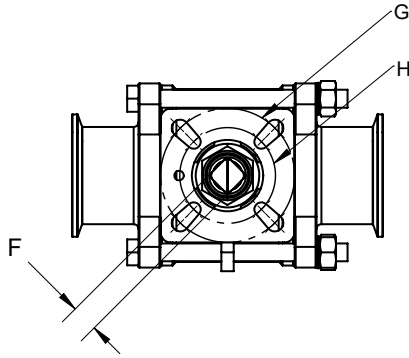
 Included in handle kit (pg 22)

 Included in stem kit (pg 22)

 Included in bolt and nut kit (pg 22)

BV2-Series Ball Valve - Dimensions

1/2" to 2"

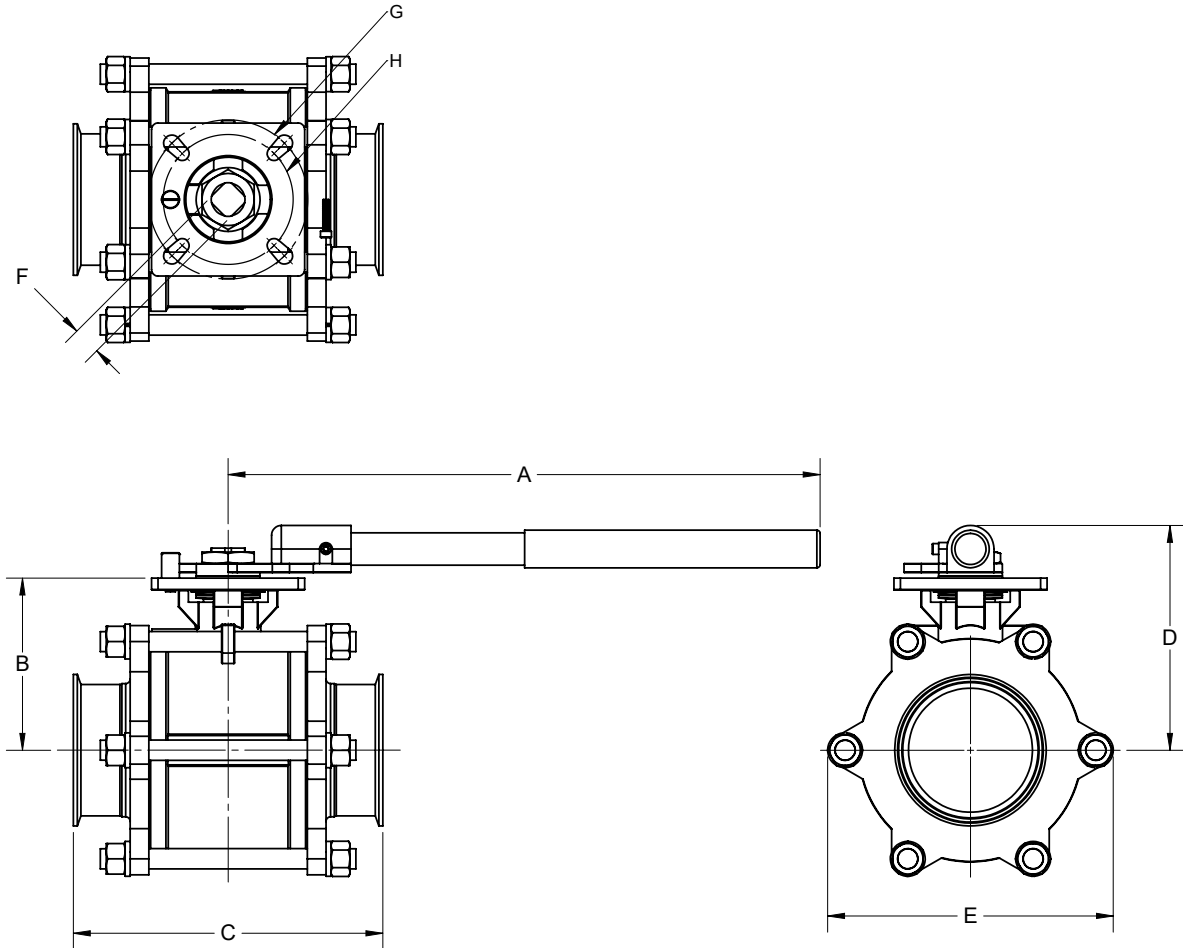


Size	A (in)	B (in)	C (in) ¹	D (in)	E (in)	F (mm)	G (ISO 5211)	H (ISO 5211)
1/2"	4.9	1.5	4.3	3.1	2.0	9	F04	F03
3/4"	4.9	1.8	4.7	3.4	2.2	9	F04	F03
1"	5.5	2.1	4.9	3.6	2.4	11	F05	F04
1-1/2"	9.3	2.7	5.6	4.4	3.1	14	F07	F05
2"	9.5	3.1	6.4	4.7	3.7	14	F07	F05
2-1/2"	18.0	3.8	7.8	5.2	4.9	17	F10	F07
3"	18.0	4.2	9.0	5.7	5.4	17	F12	F10
4"	18.0	5.3	9.6	6.9	8.8	22	F12	F10

¹Clamp and weld dimensions are the same.

BV2-Series Ball Valve - Dimensions

2-1/2" to 4"

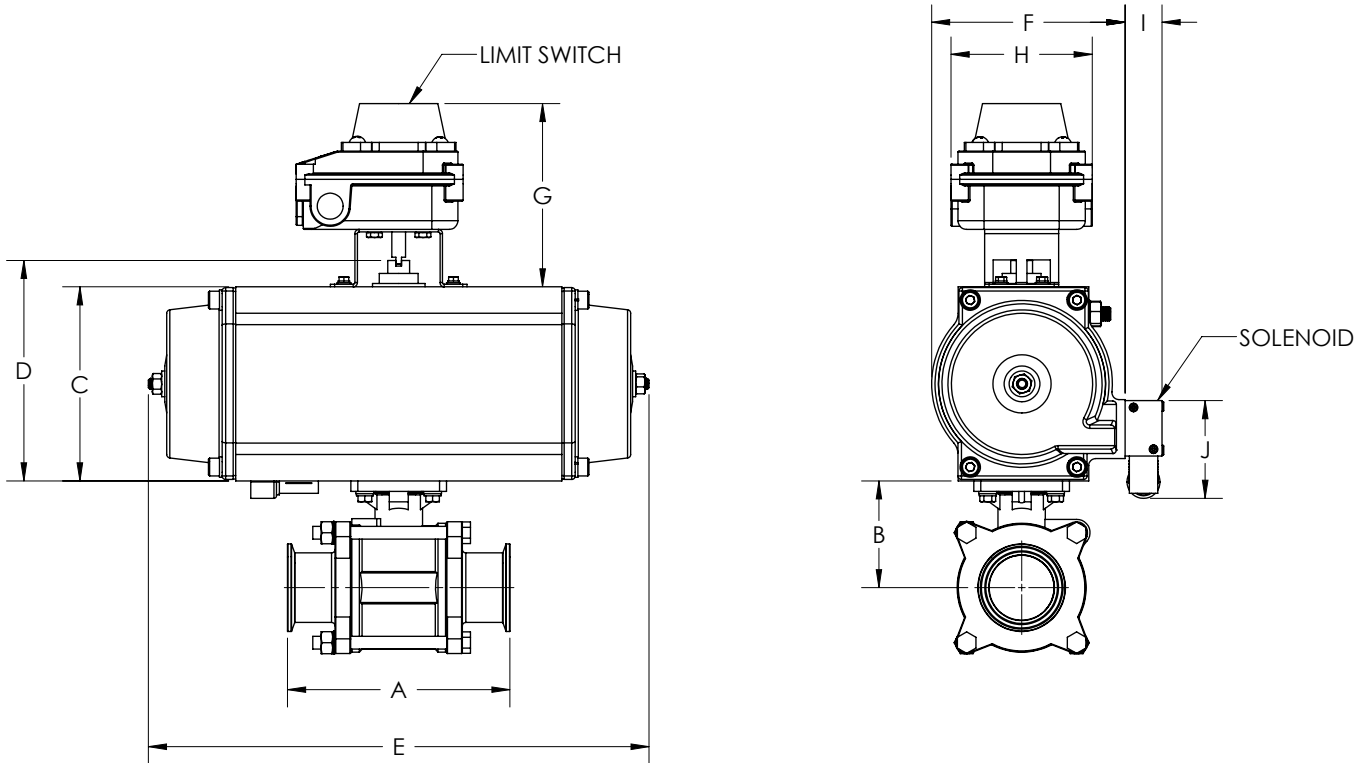


Size	A (in)	B (in)	C (in) ¹	D (in)	E (in)	F (mm)	G (ISO 5211)	H (ISO 5211)
1/2"	4.9	1.5	4.3	3.1	2.0	9	F04	F03
3/4"	4.9	1.8	4.7	3.4	2.2	9	F04	F03
1"	5.5	2.1	4.9	3.6	2.4	11	F05	F04
1-1/2"	9.3	2.7	5.6	4.4	3.1	14	F07	F05
2"	9.5	3.1	6.4	4.7	3.7	14	F07	F05
2-1/2"	18.0	3.8	7.8	5.2	4.9	17	F10	F07
3"	18.0	4.2	9.0	5.7	5.4	17	F12	F10
4"	18.0	5.3	9.6	6.9	8.8	22	F12	F10

¹Clamp and weld dimensions are the same.

BV2-Series Ball Valve - Dimensions

Spring Return

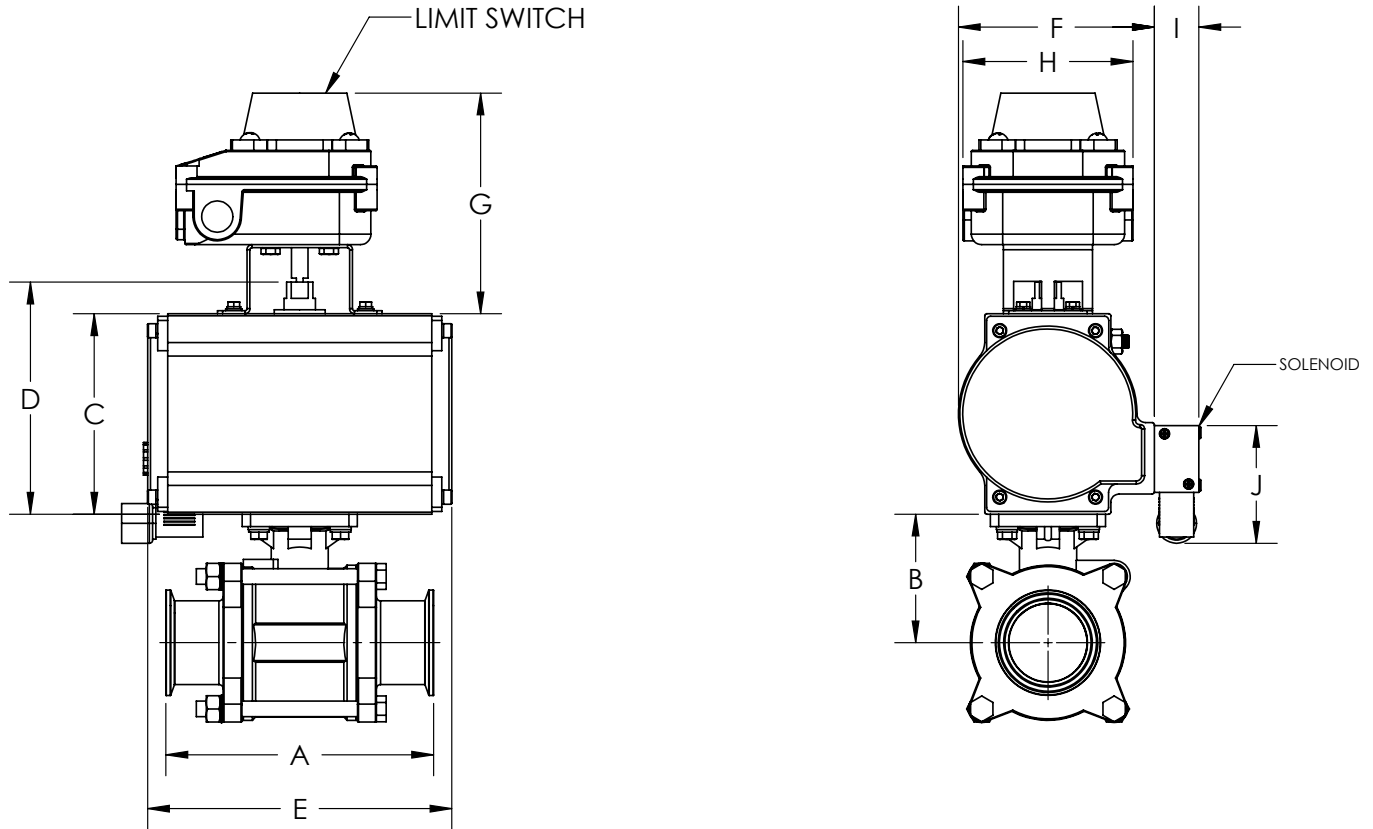


Size	A (in) ¹	B (in)	RP-BA Series Actuator	C (in)	D (in)	E (in)	F (in)	G (in)	H (in)	I (in)	J (in)
								XLS-B4 series	X series		
1/2"	4.3	1.5	RP-BA-025-SR	3.1	3.83	7.66	3.20	5.27	4.06	1.07	2.81
3/4"	4.7	1.8									
1"	4.9	2.1	RP-BA-025-SR05	3.1	3.83	7.66	3.20				
1-1/2"	5.6	2.7	RP-BA-045-SR	3.86	4.63	8.09	3.72				
2"	6.4	3.1	RP-BA-101-SR	4.79	5.54	9.84	4.68				
2-1/2"	7.8	3.8	RP-BA-225-SR	5.58	6.34	13.98	5.56				
3"	9.0	4.2	RP-BA-365-SR	6.94	7.72	16.61	7.25				
4"	9.6	5.3	RP-BA-500-SR	7.73	8.50	19.17	8.05				

¹Clamp and weld dimensions are the same.

BV2-Series Ball Valve - Dimensions

Double Acting

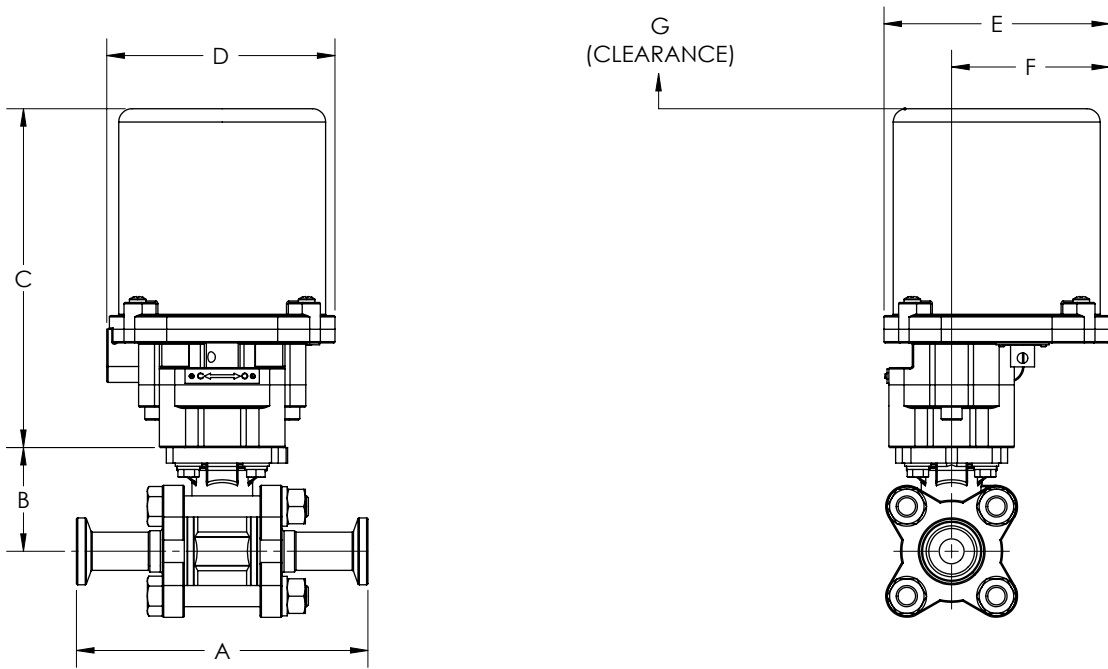


Size	A (in) ¹	B (in)	RP-BA Series Actuator	C (in)	D (in)	E (in)	F (in)	G (in)	H (in)	I (in)	J (in)
								XLS-B4 series		X series	
1/2"	4.3	1.5	RP-BA-012-DA	2.60	3.39	4.72	2.93	5.27	4.06	1.07	2.81
3/4"	4.7	1.8									
1"	4.9	2.1	RP-BA-025-DA05	3.10	3.87	5.68	3.20				
1-1/2"	5.6	2.7	RP-BA-045-DA	3.86	4.63	5.87	3.72				
2"	6.4	3.1									
2-1/2"	7.8	3.8	RP-BA-101-DA	4.79	5.54	7.20	4.77				
3"	9.0	4.2	RP-BA-225-DA	5.58	6.34	10.22	5.56				
4"	9.6	5.3									

¹Clamp and weld dimensions are the same.

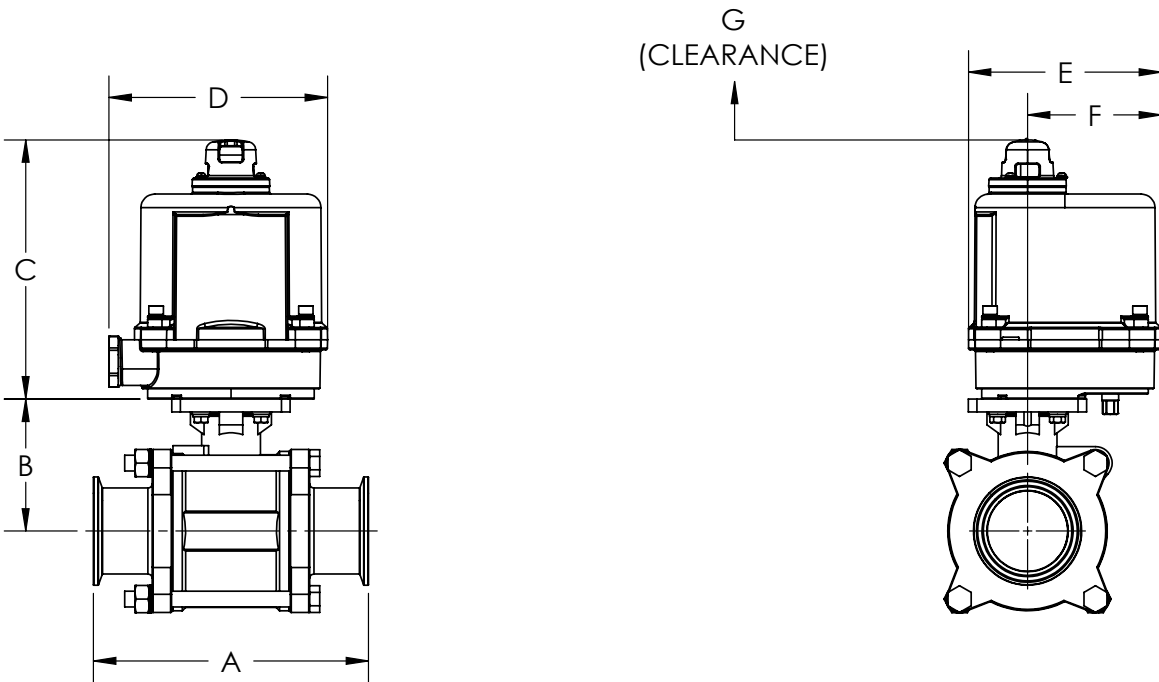
BV2-Series Ball Valve - Dimensions

Electric Actuator - BM-T



NOTE: The electric actuator shown is a BM-T model. For more information on actuation accessories see relevant EPRG for electric actuators.

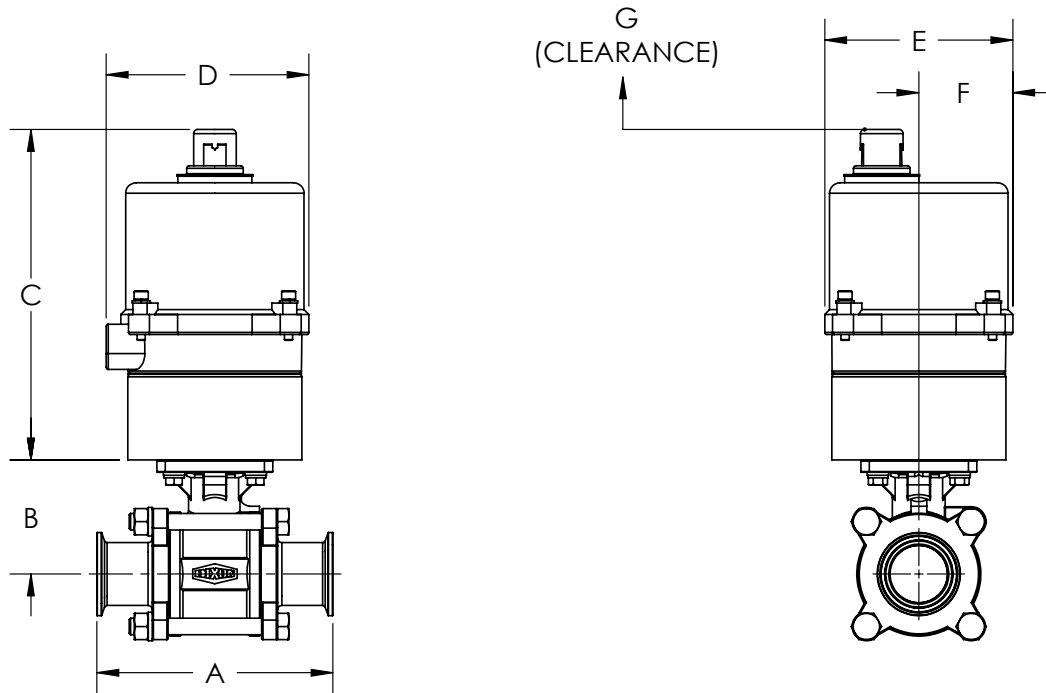
Electric Actuator - OM-1



NOTE: The electric actuator shown is a BEOM-1 model. For more information on actuation accessories, see relevant EPRG for electric actuators.

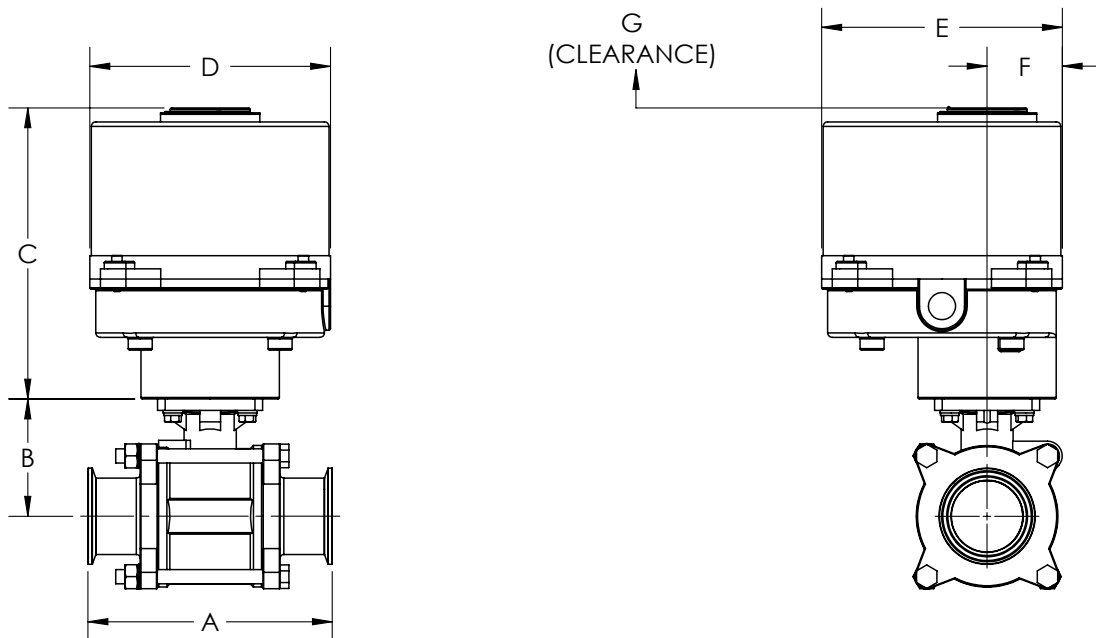
BV2-Series Ball Valve - Dimensions

Electric Actuator - OM-A



NOTE: The electric actuator shown is a BEOM-A model. For more information on actuation accessories see relevant EPRG for electric actuators.

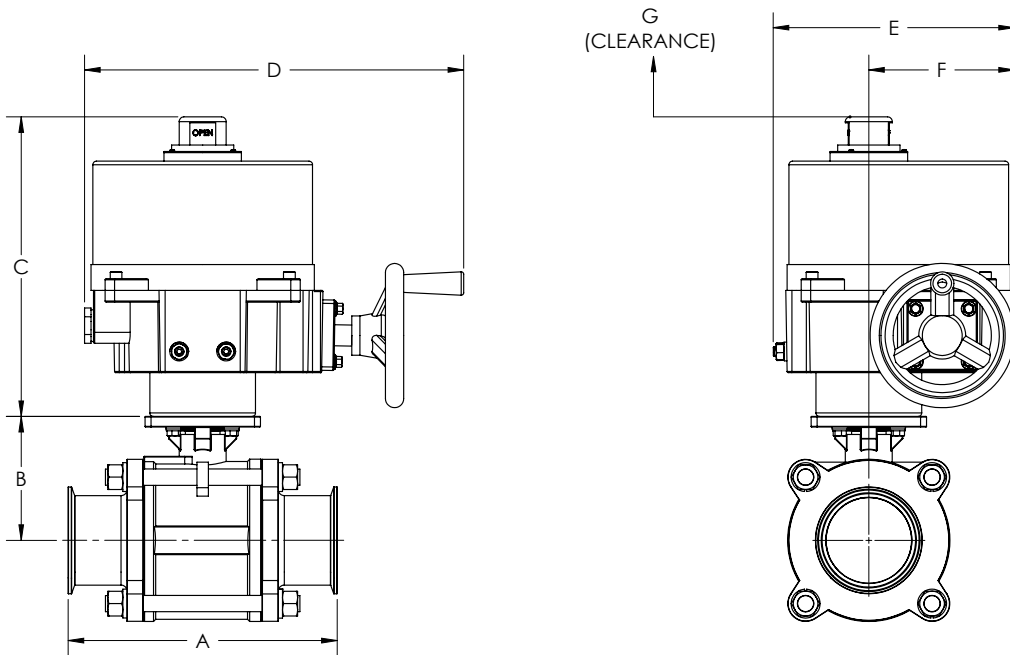
Electric Actuator - BM-2



NOTE: The electric actuator shown is a BM-2 model. For more information on actuation accessories, see relevant EPRG for electric actuators.

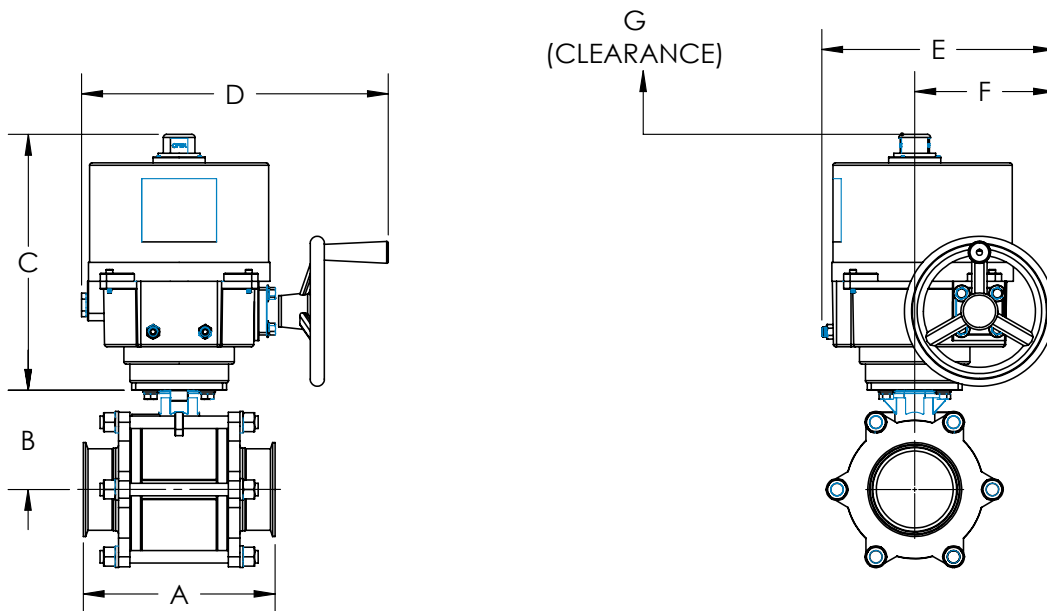
BV2-Series Ball Valve - Dimensions

Electric Actuator - OM-3



NOTE: The electric actuator shown is an OM-3 model. For more information on actuation accessories see relevant EPRG for electric actuators.

Electric Actuator - OM-4



NOTE: The electric actuator shown is an OM-4 model. For more information on actuation accessories, see relevant EPRG for electric actuators.

BV2-Series Ball Valve - Dimensions

Size	A (in) ¹	B (in)	Electric Actuator Series	C (in)	D (in)	E (in)	F (in)	G (in)
1/2"	4.3	1.5	BM-T	4.96	3.43	3.35	2.34	3.35
3/4"	4.7	1.8						
1"	4.9	2.1	OM-1	6.02	4.80	4.49	3.11	4.72
1-1/2"	5.6	2.7	OM-A	7.83	4.80	4.49	2.24	4.72
2"	6.4	3.1	BM-2	7.68	6.34	6.30	4.33	4.72
2-1/2"	7.8	3.8	OM-3	10.55	12.84	7.13	4.84	6.50
3"	9.0	4.2						
4"	9.6	5.3	OM-4	12.99	15.43	11.58	7.24	8.07

¹Clamp and weld dimensions are the same.

Repair Kit Part Numbers



Encapsulated Seat Kit

Size	Material				
	Virgin PTFE	RTFE	25% Carbon PTFE	50% Stainless Steel PTFE	UHMW
1/2"	BV-2C-VK050	BV-2C-GK050	BV-2C-CK050	BV-2C-SK050	BV-2C-UK050
3/4"	BV-2C-VK075	BV-2C-GK075	BV-2C-CK075	BV-2C-SK075	BV-2C-UK075
1"	BV-2C-VK100	BV-2C-GK100	BV-2C-CK100	BV-2C-SK100	BV-2C-UK100
1-1/2"	BV-2C-VK150	BV-2C-GK150	BV-2C-CK150	BV-2C-SK150	BV-2C-UK150
2"	BV-2C-VK200	BV-2C-GK200	BV-2C-CK200	BV-2C-SK200	BV-2C-UK200
2-1/2"	BV-2C-VK250	BV-2C-GK250	BV-2C-CK250	BV-2C-SK250	BV-2C-UK250
3"	BV-2C-VK300	BV-2C-GK300	BV-2C-CK300	BV-2C-SK300	BV-2C-UK300
4"	BV-2C-VK400	BV-2C-GK400	BV-2C-CK400	BV-2C-SK400	BV-2C-UK400



Non-Encapsulated Seat Kit

Size	Material				
	Virgin PTFE	RTFE	25% Carbon PTFE	50% Stainless Steel PTFE	UHMW
1/2"	BV-2N-VK050	BV-2N-GK050	BV-2N-CK050	BV-2N-SK050	BV-2N-UK050
3/4"	BV-2N-VK075	BV-2N-GK075	BV-2N-CK075	BV-2N-SK075	BV-2N-UK075
1"	BV-2N-VK100	BV-2N-GK100	BV-2N-CK100	BV-2N-SK100	BV-2N-UK100
1-1/2"	BV-2N-VK150	BV-2N-GK150	BV-2N-CK150	BV-2N-SK150	BV-2N-UK150
2"	BV-2N-VK200	BV-2N-GK200	BV-2N-CK200	BV-2N-SK200	BV-2N-UK200
2-1/2"	BV-2N-VK250	BV-2N-GK250	BV-2N-CK250	BV-2N-SK250	BV-2N-UK250
3"	BV-2N-VK300	BV-2N-GK300	BV-2N-CK300	BV-2N-SK300	BV-2N-UK300
4"	BV-2N-VK400	BV-2N-GK400	BV-2N-CK400	BV-2N-SK400	BV-2N-UK400

Repair Kit Part Numbers



Encapsulated 60° V-Port Seat Kit

Size	Material				
	Virgin PTFE	RTFE	25% Carbon PTFE	50% Stainless Steel PTFE	UHMW
1/2"	BV-2L-VK050	BV-2L-GK050	BV-2L-CK050	BV-2L-SK050	BV-2L-UK050
3/4"	BV-2L-VK075	BV-2L-GK075	BV-2L-CK075	BV-2L-SK075	BV-2L-UK075
1"	BV-2L-VK100	BV-2L-GK100	BV-2L-CK100	BV-2L-SK100	BV-2L-UK100
1-1/2"	BV-2L-VK150	BV-2L-GK150	BV-2L-CK150	BV-2L-SK150	BV-2L-UK150
2"	BV-2L-VK200	BV-2L-GK200	BV-2L-CK200	BV-2L-SK200	BV-2L-UK200
2-1/2"	BV-2L-VK250	BV-2L-GK250	BV-2L-CK250	BV-2L-SK250	BV-2L-UK250
3"	BV-2L-VK300	BV-2L-GK300	BV-2L-CK300	BV-2L-SK300	BV-2L-UK300
4"	BV-2L-VK400	BV-2L-GK400	BV-2L-CK400	BV-2L-SK400	BV-2L-UK400



Encapsulated 30° V-Port Seat Kit

Size	Material				
	Virgin PTFE	RTFE	25% Carbon PTFE	50% Stainless Steel PTFE	UHMW
1/2"	BV-2M-VK050	BV-2M-GK050	BV-2M-CK050	BV-2M-SK050	BV-2M-UK050
3/4"	BV-2M-VK075	BV-2M-GK075	BV-2M-CK075	BV-2M-SK075	BV-2M-UK075
1"	BV-2M-VK100	BV-2M-GK100	BV-2M-CK100	BV-2M-SK100	BV-2M-UK100
1-1/2"	BV-2M-VK150	BV-2M-GK150	BV-2M-CK150	BV-2M-SK150	BV-2M-UK150
2"	BV-2M-VK200	BV-2M-GK200	BV-2M-CK200	BV-2M-SK200	BV-2M-UK200
2-1/2"	BV-2M-VK250	BV-2M-GK250	BV-2M-CK250	BV-2M-SK250	BV-2M-UK250
3"	BV-2M-VK300	BV-2M-GK300	BV-2M-CK300	BV-2M-SK300	BV-2M-UK300
4"	BV-2M-VK400	BV-2M-GK400	BV-2M-CK400	BV-2M-SK400	BV-2M-UK400



Handle Kits



Stem Kits (Virgin PTFE)

Size	Part Number
1/2"	BV-23-HA050-075
3/4"	
1"	BV-23-HA100
1-1/2"	BV-23-HA150-200
2"	
2-1/2"	BV-23-HA-17
3"	
4"	BV-23-HA-22

Size	Part Number
1/2"	BV-2X-SM050
3/4"	BV-2X-SM075
1"	BV-2X-SM100
1-1/2"	BV-2X-SM150
2"	BV-2X-SM200
2-1/2"	BV-2X-SM250
3"	BV-2X-SM300
4"	BV-2X-SM400



Bolt and Nut Kits

Size	Part Number
1/2"	BV-2X-BN050
3/4"	BV-2X-BN075
1"	BV-2X-BN100
1-1/2"	BV-2X-BN150
2"	BV-2X-BN200
2-1/2"	BV-2X-BN250
3"	BV-2X-BN300
4"	BV-2X-BN400

Limited Warranty

DIXON VALVE & COUPLING COMPANY, LLC (herein called "Dixon") warrants the products described herein and manufactured by Dixon to be free from defects in material and workmanship for a period of one (1) year from date of shipment by Dixon under normal use and service. Its sole obligation under this warranty being limited to repairing or replacing, as hereinafter provided, at its option any product found to Dixon's satisfaction to be defective upon examination by it, provided that such product shall be returned for inspection to Dixon's factory within three (3) months after discovery of the defect. The repair or replacement of defective products will be made without charge for parts or labor. This warranty shall not apply to: (a) parts or products not manufactured by Dixon, the warranty of such items being limited to the actual warranty extended to Dixon by its supplier; (b) any product that has been subject to abuse, negligence, accident, or misapplication; (c) any product altered or repaired by others than Dixon; and (d) normal maintenance services and the replacement of service items (such as washers, gaskets, and lubricants) made in connection with such services. To the extent permitted by law, this limited warranty shall extend only to the buyer and any other person reasonably expected to use or consume the goods who is injured in person by any breach of the warranty. No action may be brought against Dixon for an alleged breach of warranty unless such action is instituted within one (1) year from the date the cause of action accrues. This limited warranty shall be construed and enforced to the fullest extent allowable by applicable law.

Other than the obligation of Dixon set forth herein, Dixon disclaims all warranties, express or implied, including but not limited to any implied warranties of merchantability or fitness for a particular purpose, and any other obligation or liability. The foregoing constitutes Dixon's sole obligation with respect to damages, whether direct, incidental, or consequential, resulting from the use or performance of the product.

Some products and sizes may be discontinued when stock is depleted or may require a minimum quantity for ordering.

Limits of Liability

This brochure is intended as a product offering. It is not intended to be a user or technical manual. Information in this brochure is subject to change without notice. All users and distributors of products sold through this brochure should contact Dixon with questions of use, compatibilities, coupling procedures, and life of product. Our full-time engineering and test staff are always available to recommend uses and to assist distributors and users with any questions.



Safety



Safety logos, which appear throughout our catalog, are used as a reminder that the user should carefully review for the appropriateness of the product for the media, application, and environment in which it will be used.

NOTE: Because of the health hazards associated with contamination and lead content in drinking water systems, Dixon couplings, unless otherwise specifically approved, are not recommended for potable water service and should not be used in applications where drinking water will contact the wetted surfaces of the coupling.

All Dixon products are shipped in cartons with the following warning:

"WARNING: This product contains lead, a chemical known to the State of California to cause cancer and birth defects or other reproductive harm."

Trademark

Delrin® and Zytel® are registered trademarks of E.I. duPont Nemours and Company.

Kalrez® is a registered trademark of DuPont Dow Elastomers.

All other trademarks appearing in the Dixon illustrated product list are the property of their respective owners.

Copyright

Copyright © 2024 by Dixon Valve & Coupling Company, LLC

All rights reserved. This book is copyrighted material. Use, reproduction or copying of it by anyone other than Dixon® is strictly forbidden without its express written consent.

NOTE: Reasonable care has been taken in preparing this catalog. Dixon Valve & Coupling Company, LLC reserves the right to make corrections.

