




BLASTMASTER® 125P REMOTE CONTROL SYSTEM



PARTNUMBERSANDSCHEMATICSGUIDE

Company Profile

Since 1944, Marco has developed a strong tradition of providing innovative and reliable products and services to the surface preparation and protective coatings industries. We are the world's premier provider of Abrasives, Blasting Equipment, Coating Equipment, Engineered Systems, Rental Equipment, Safety Equipment, Service, and Repair.

Through innovative designs and a total commitment to quality, Marco manufactures products that increase production rates, create a safer workplace, and reduce maintenance costs. Marco's industry experience, manufacturing capabilities, legendary customer service, product availability, logistics services, and technology leadership is your assurance that we deliver high quality products and services, providing the best value to you, our customer.

The Marco Difference

- **Industry Experience** – With Marco on your team, you have access to expertise which can only come from decades of industry leadership. We have organized our engineering department, production specialists, customer operations, and safety support into a "Center of Competence." As a Marco customer, you have access to hundreds of years of cumulative experience related to your operations.
- **Manufacturing Excellence** – Marco is a U.S. based, ISO 9001:2008 certified manufacturer of equipment for the Surface Preparation and Protective Coatings industries. Marco's engineers benchmark the industry to ensure that we design and manufacture superior products that set the "Gold Standard" for performance, safety, and quality.
- **Legendary Customer Service** – Marco's legendary customer service team is staffed by friendly, highly-trained individuals who are focused on providing the highest level of product support, order accuracy, and customer satisfaction.
- **Product Availability** – We stock over 10,000 SKU's and have over 45 shipping locations to serve North American and International markets for all major brands of blasting and painting equipment. As the largest provider of surface preparation and protective coatings equipment in the world, our inventory levels and product availability are unmatched.
- **Logistics Services** – Marco's in-house logistics team is dedicated to moving your shipment anywhere in the world. We move over 14,000 truckloads every year, allowing you to save on freight costs by leveraging our buying power. Lower your process costs with a single invoice, which includes product and freight.
- **Technology Leadership** – Our website provides: Operator's Manuals, Part Numbers and Schematics Guides, MSDS information, and Features and Specifications Guides, providing access to information 24/7. Our Extranet application allows you to receive quotes and place orders online. Our Intranet maintains a complete record of your purchase history to assist with ongoing support of your existing equipment and future purchasing decisions.

Vision Statement

Marco is the world's premier provider of Abrasives, Blasting Equipment, Coating Equipment, Engineered Systems, Rental Equipment, Safety Equipment, Service, and Repair.

Mission Statement

Marco provides strong leadership and innovation to the surface preparation and protective coatings industries. We dedicate our efforts to the continuous improvement of our products, services, processes, people, and most importantly, the quality of our customer's experience.

Quality Statement

Marco is committed to providing superior quality in the design, manufacturing, distribution, rental, service, and repair of our products. Our ISO 9001:2008 certification extends throughout all operations in all locations. Continuous improvement of our processes and supply chain Integration comprise the core of our business strategy for delivering exceptional quality and value in all Marco products and services.

Management Philosophy

We are a company dedicated to the success of every customer and associate. We discuss, debate, challenge, measure, and test our ideas. We will be boundless and limitless in our passion to improve. Through sound leadership and dedicated associates, we will ensure a long term, profitable future for Marco, our associates, customers, and suppliers.

TABLE OF CONTENTS

Company Profile	1
Table of Contents	2
Blastmaster® 125P Remote Control System	3-12
Part Numbers	3-4
Part Numbers & Schematics	5-10
Blastmaster® 125P Remote Control System	5-6
1-1/2" Inlet Valve	7
1" Outlet Valve	8
Abrasive Trap	9
Blastmaster® 150P Remote Control Switch	10
Pneumatic Control Line & Accessories . . .	11-12
Maintenance Notes	13-14

PART NUMBER

BLASTMASTER® 125P REMOTE CONTROL SYSTEM							
Part Number	1-1/2" Inlet Valve	1" Outlet Valve	Abrasive Trap	Remote Control Switch	50 Feet of Pneumatic Control Line – Coupled	5 Feet of Pneumatic Control Line – Coupled	18" of Feet of Pneumatic Control Line – Coupled
1012500	1012200	1012050	1012000	1015000	10TL50	10TL5	10CL18

BLASTMASTER® 125P REMOTE CONTROL SYSTEM



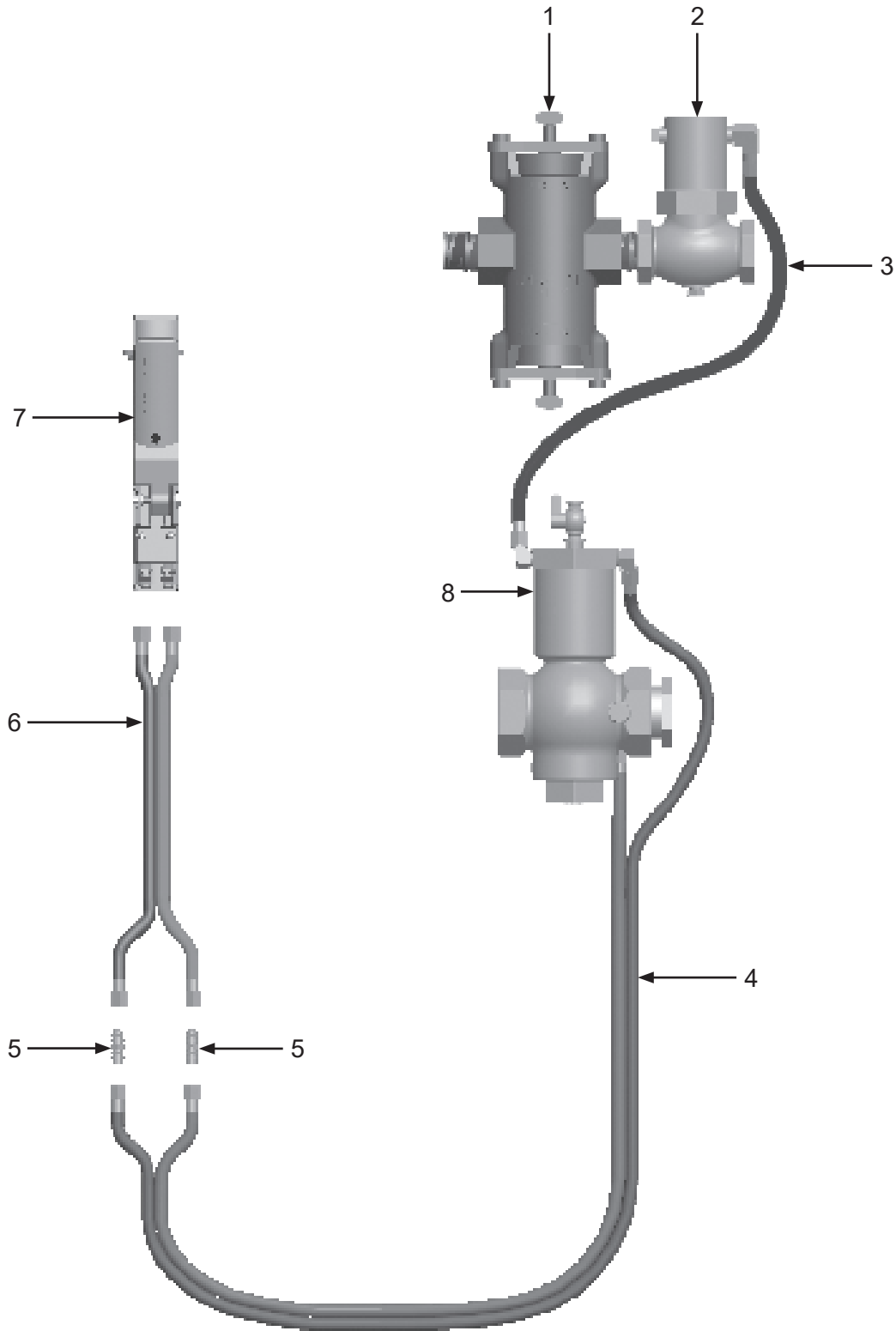
PART NUMBERS & SCHEMATICS

Blastmaster® 125P Remote Control System

Item #	Part #	Description
Fig. 1		
—	1012500	Blastmaster® 125P Remote Control System – Complete
1	1012000	Abrasive Trap – Complete (<i>see Figure 4</i>)
2	1012050	1" Outlet Valve – Complete (<i>see Figure 3</i>)
3	10CL18	Coupled Pneumatic Control Line – 18 Inches
4	10TL5	Coupled Pneumatic Control Line – 5 Feet
5	1017001	3/16" Pneumatic Control Line Union (<i>Two Required</i>)
6	10TL50	Coupled Pneumatic Control Line – 50 Feet
	10TL100	Coupled Pneumatic Control Line – 100 Feet (<i>optional</i>)
7	1015000	Blastmaster® 150P Remote Control Switch – Complete (<i>see Figure 5</i>)
8	1012200	1-1/2" Inlet Valve – Complete (<i>see Figure 2</i>)
—	1011501	1-1/2" NPT (M) x 1-1/4" NPT (F) Bushing (<i>Not Shown</i>)
—	106M014	Part Numbers & Schematics Guide – Blastmaster® 125P Remote Control System
—	106M023	Part Numbers & Schematics Guide – Blastmaster® 150P Remote Control Switch
—	1090014	Operator's Manual – Blastmaster® 125P Remote Control System
—	1090023	Operator's Manual – Blastmaster® 150P Remote Control Switch

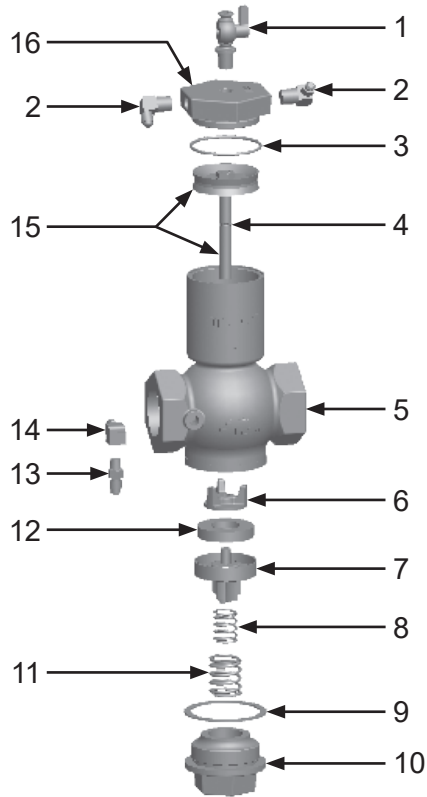
PART NUMBERS & SCHEMATICS

Figure 1: Blastmaster® 125P Remote Control System



PART NUMBERS & SCHEMATICS

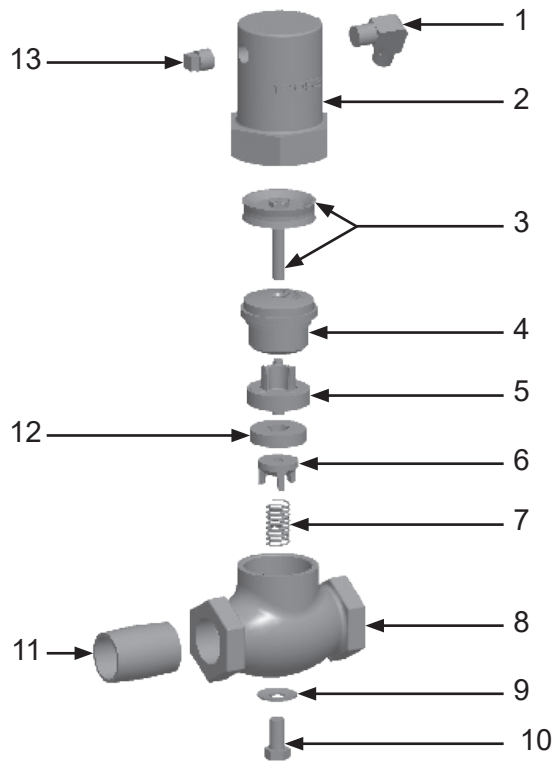
Figure 2: 1-1/2" Inlet Valve



Item #	Part #	Description
Fig. 2		
—	1012200	1-1/2" Inlet Valve – Complete
1	1012101	1/4" NPT Petcock
2	1012051	1/4" NPT Brass Elbow (<i>Two Required</i>)
3	1012213	1/8" x 2-1/2" O-ring
4	1012208	1/16" x 7/16" O-ring
5	1012204	1-1/2" Body
6	1012207	1-1/2" Plug Washer Retainer
7	1012205	1-1/2" Plug
8	1012105	5/8" x 1-11/16" Inner Spring
9	1012202	1-1/2" Bottom Cap Gasket
10	1012201	1-1/2" Bottom Cap
11	1012203	7/8" x 2-1/16" Outer Spring
12	1012206	1-1/2" Plug Washer
13	1012103	1/8" Adapter with 1/16" Restrictor Port
14	1012113	1/8" Street Elbow
15	1012209	Piston and Rod Assembly
16	1012214	1-1/2" Cylinder Cap
—	1012215	1-1/2" Inlet Valve Repair Kit (<i>Includes Item #'s: 3,4,8,9,11, and 12 (Quantity of Two)</i>)

PART NUMBERS & SCHEMATICS

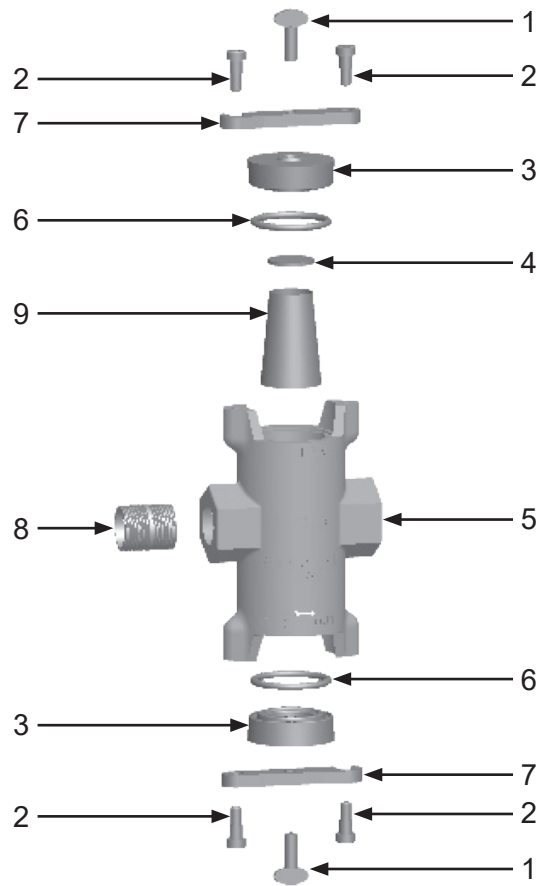
Figure 3: 1" Outlet Valve



Item #	Part #	Description
Fig. 3		
—	1012050	1" Outlet Valve – Complete
1	1012051	1/4" x 1/4" Brass Elbow
2	1012053	Bonnet
3	1012054	Piston and Rod Assembly
4	1012058	Plug and Spindle Guide
5	1012059	Plug
6	1012061	Plug Washer Retainer
7	1012063	7/16" x 1-5/8" Spring
8	1012062	Body
9	1012064	3/8" Nylon Washer
10	1012065	3/8" x 3/4" Bolt
11	1012151	1" NPT Close Nipple
12	1012060	Plug Washer
13	1012052	1/4" NPT Pipe Plug
—	1012066	1" Outlet Valve Repair Kit (Includes Item #'s: 5,6,7,9,10, and 12 (Quantity of Two))

PART NUMBERS & SCHEMATICS

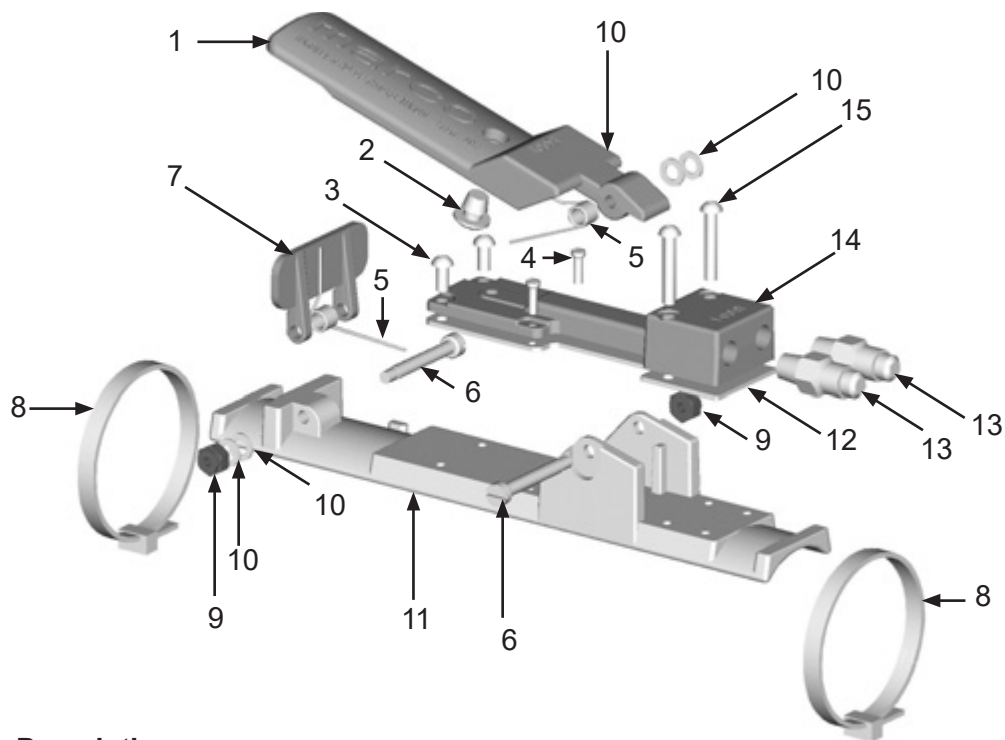
Figure 4: Abrasive Trap



Item #	Part #	Description
Fig. 4		
—	1012000	Abrasive Trap – Complete
1	1012006	Thumb Screw (<i>Two Required</i>)
2	1012007	3/8" x 3/8" Shoulder Bolt (<i>Four Required</i>)
3	1012003	Abrasive Trap Cap (<i>Two Required</i>)
4	1012008	Abrasive Trap Screen Gasket
5	1012004	Abrasive Trap Body
6	1012002	Abrasive Trap O-ring (<i>Two Required</i>)
7	1012005	Cap Lock Bar (<i>Two Required</i>)
8	1012151	1" NPT Close Nipple
9	1012001	Abrasive Trap Screen
—	1012009	Abrasive Trap Repair Kit (Includes Item #'s: 4,6 (<i>Quantity of Two</i>), and 9 (<i>Quantity of Three</i>))

PART NUMBERS & SCHEMATICS

Figure 5: Blastmaster® 150 Remote Control Switch



Item #	Part #	Description
Fig. 5		
—	1015000	Blastmaster® 150P Remote Control Switch – Complete
1	1015001	Handle
2	1015011	Rubber Button Bumper
3	1015014	8-32 x 3/8" Phillips Head Screw (Two Required)
4	1015010	4-40 x 3/8" Fillister Screw (Two Required)
5	1015005	Spring (Two Required)
6	1015008	Shoulder Screw (Two Required)
7	1015003	Safety Tab
8	1015015	Nylon Zip Tie - White (Two Required)
9	1015006	8-32 UNC-2B Nylon Insert Lock Nut (Two Required)
10	1015007	3/8" O.D. x 7/16" I.D. Washer (Four Required)
11	1015002	Body
12	1015012	Adapter Block Gasket
13	1012903	1/8" NPT x 7/16-20 JIC Fitting (Two Required)
14	1015004	Adapter Block
15	1015009	8-32 x 1" Phillips Head Screw (Two Required)
—	1015013	Blastmaster® 150P Remote Control Switch Repair Kit (Includes Item #'s: 7, 12, Two each of 3, 4, 5, 6, 8, 9, 15; Three each of 2; and Four each of 10)
—	106M023	Part Numbers & Schematics Guide – Blastmaster® 150 Pneumatic Remote Control Switch
—	1090023	Operator's Manual – Blastmaster® 150P Remote Control Switch
—	1091032	Hazard Identification Tag

OPTIONAL ACCESSORIES

Part Numbers	PNEUMATIC CONTROL LINE	
	Length	Fittings
10TL3	3 Feet	(4) 1017016
10TL5	5 Feet	(4) 1017016
10TL25	25 Feet	(4) 1017016
10TL50	50 Feet	(4) 1017016
10TL100	100 Feet	(4) 1017016
10TLBK	Per Foot	None



10TL3
10TL5











10TL25
10TL50
10TL100



10TLBK

OPTIONAL ACCESSORIES

Part Numbers	PNEUMATIC CONTROL LINE FITTINGS	
	1017016	3/16" Female Nut & Barb
	1017000	3/16" Female Reusable Hose End
	1017017	Pneumatic Control Line Hose Ferrule
	1017011	Pneumatic Control Line Oetiker® Clamp
	1017001	3/16" Male x Male Hose Union
	1017010	Hose Splicer

PNEUMATIC CONTROL LINE FITTINGS ACCESSORIES		
	10DX855A	Ferrule Crimping Tool
	10DX1098	Oetiker® Clamp Tool

Oetiker® is a registered trademark of Dixon Valve & Coupling Co.

CONTACT CENTER

- 3425 East Locust Street
Davenport, IA 52803

ph: 800.BLAST.IT (800.252.7848)

ph: 563.324.2519

fax: 563.324.6258

REGIONAL BRANCH OFFICES

- **Iowa**
Davenport
- **Louisiana**
Gonzales
Lafayette
- **Ohio**
Youngstown
- **Texas**
Beaumont
Corpus Christi
Deer Park



ABRASIVES

BLASTING

COATING

DUST COLLECTORS

RENTAL & SERVICE

SAFETY

VACUUMS

40+ NATIONWIDE SHIPPING LOCATIONS



★ Marco Regional Branch Offices
and Shipping Locations

● Direct Shipping Locations

CONTACT MARCO

800.BLAST.IT

(800.252.7848)

563.324.2519

FAX: 563.324.6258

WWW.MARCO.US

SALES@MARCO.US